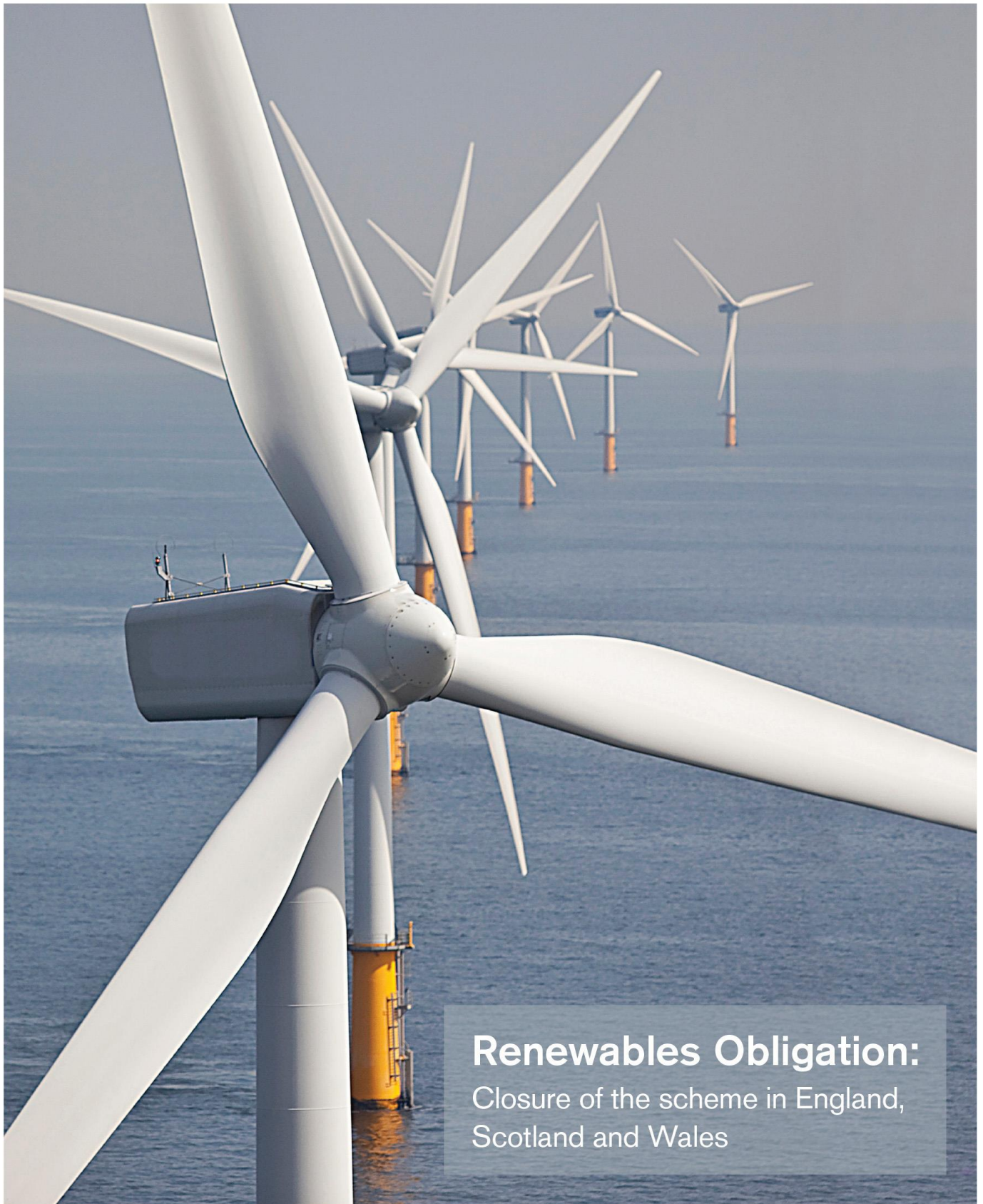


Renewables Obligation

ofgem.gov.uk/ro

11th April 2018



Renewables Obligation:
Closure of the scheme in England,
Scotland and Wales

Overview

This guidance is for developers and operators of renewable generating stations in England, Scotland and Wales¹ who are affected by the closure of the Renewables Obligation (RO) scheme on 31 March 2017. This document is not applicable to onshore wind or solar PV, which have been subject to early closure². This document explains how we administer the 2017 closure and the grace periods that are available.

The closure of the scheme was brought into effect by the RO Closure Order 2014 (as amended). The closure applies to new generating stations and any additional capacity added to existing stations. Operators of stations that meet certain specified conditions may be eligible for a grace period, meaning that they can apply for accreditation or accredit additional capacity after the closure date.

This document is for guidance only and is not a legal guide.

Context

The Renewables Obligation (RO) and the Renewables Obligation (Scotland) (ROS) are designed to incentivise large-scale renewable electricity generation in Great Britain and help the UK meet its requirements for 15 per cent of energy to be sourced from renewable sources by 2020. The Gas and Electricity Markets Authority (the Authority) administers the schemes, and its day-to-day functions are performed by Ofgem E-Serve.

The RO and ROS schemes are provided for under the Renewables Obligation Order 2015 and the Renewables Obligation (Scotland) Order 2009 (as amended) respectively. The Orders place an obligation on licensed electricity suppliers in England, Wales and Scotland to source an increasing proportion of electricity from renewable sources. All references to the RO in this document cover the RO and ROS schemes.

The RO Closure Order 2014 came into force in England, Scotland and Wales on 9 September 2014 to close the RO schemes to new generating capacity from 31 March 2017. The Order introduced five grace periods. Subject to specified conditions being met, the grace periods enable generating capacity to be accredited after 31 March 2017.

This guidance document explains how we administer the closure and the grace periods available.

¹ The guidance does not apply to Northern Ireland. Please refer to www.ofgem.gov.uk/ro-closure for guidance specific to the closure of NIRO.

² This guidance does not apply to onshore wind or solar PV generating stations. Please refer to www.ofgem.gov.uk/ro-closure for guidance specific to the early closures of the scheme to these technologies.

This document should be read in conjunction with chapter 3 of the [RO: Guidance for generators](#), which has full details on seeking accreditation under the RO. This document is for guidance only and is not a legal guide.

Generators might find it helpful to seek their own legal and technical advice before applying for accreditation. This document does not anticipate every scenario which may arise. If a scenario arises that is not addressed in these procedures, we will act in a way that's consistent with legislation. We will publish any additional guidance on our website.

This guidance replaces the RO closure section of the [Renewables Obligation \(RO\): Guidance on the transition period and closure of the RO](#).

Associated documents

The following documents support this publication:

Policy and legislation

- The Department for Energy and Climate Change's (DECC) 'Government response to the consultations on RO transition and grace periods'
<https://www.gov.uk/government/consultations/renewables-obligation-ro-grace-periods>
- The RO Closure Order 2014 (as amended):
<http://www.legislation.gov.uk/ukxi/2014/2388/contents/made>
- The Renewables Obligation Order 2015, the Renewables Obligation (Scotland) Order 2009 as well as its amendment Orders for 2011, 2013, 2014 and 2015 can be found at: www.legislation.gov.uk.

Guidance

All documents are available at www.ofgem.gov.uk/ro:

- [RO: Guidance for generators](#)
- [Renewables and CHP Register User Guides](#)
- [Renewables Obligation: Essential guide to commissioning](#)
- [Renewables Obligation: The 'enabling financial decisions' grace period guidance](#)
- [Guidance on the early closures of the RO to onshore wind and solar PV](#)

Contents

Overview	2
Associated documents.....	3
Policy and legislation.....	3
Guidance.....	3
Contents	4
Executive Summary.....	5
1. Introduction.....	7
Key terms explained	7
Ofgem E-Serve’s functions.....	8
2. Eligibility for the RO before 1 April 2017	10
3. Eligibility for the RO from 1 April 2017	11
Generating station scenarios	11
RO-accredited stations with excluded capacity	12
4. Eligibility for grace periods.....	14
Grace periods.....	14
Meeting the ‘grid or radar delay’ grace period	15
Meeting the ‘signed investment contracts’ grace period	20
Meeting the ‘dedicated biomass cap’ grace period.....	21
Meeting the ‘Scottish offshore wind’ grace periods	21
Meeting the ‘enabling financial decisions’ grace period	23
5. Submitting an application on or after 1 April 2017	24
Applying for accreditation and a grace period	24
Processing the application for accreditation and a grace period.....	27
Audit.....	29
Appendix 1: Application tips.....	30
Appendix 2: Grace period checklists.....	32
Appendix 3: Declaration templates	34

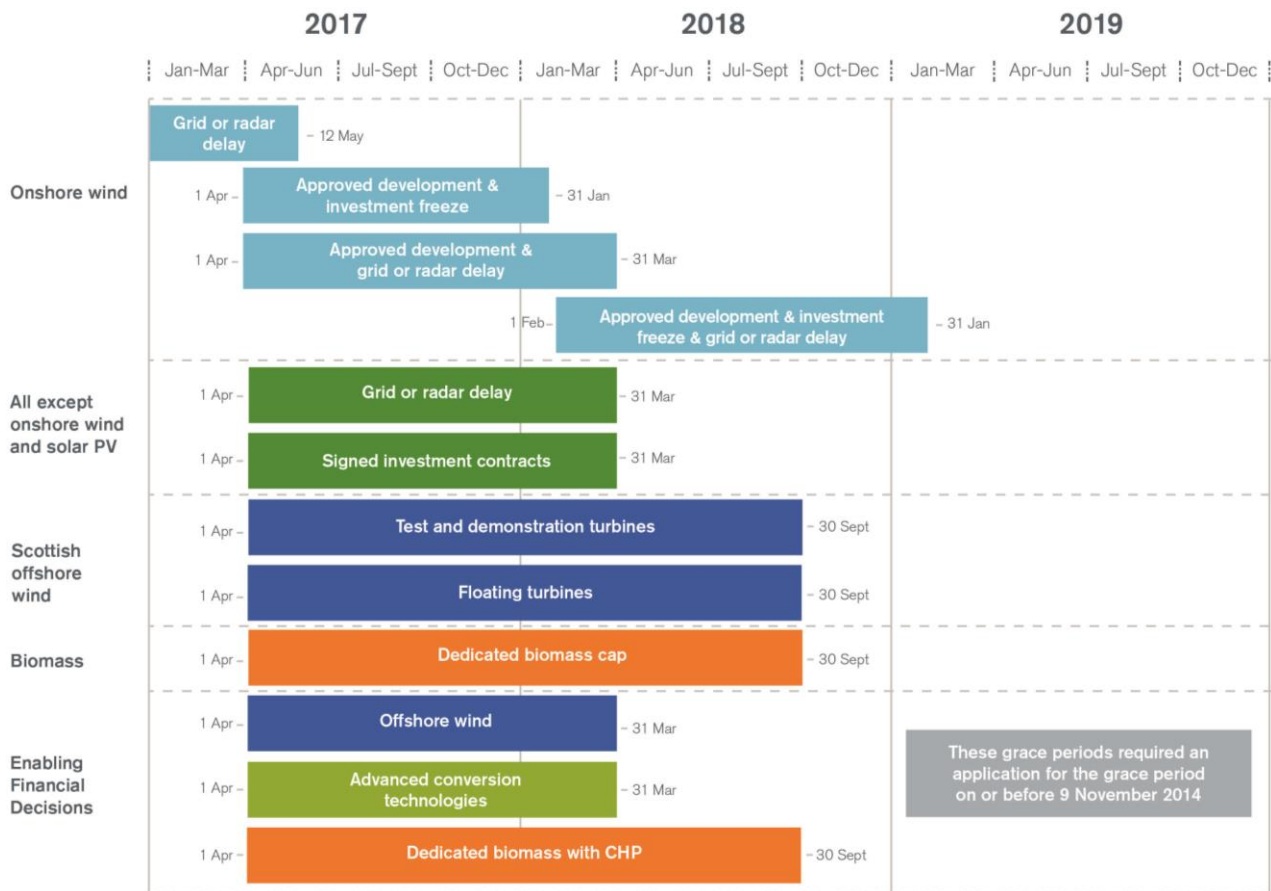
Executive Summary

The Renewables Obligation (RO) and the Renewables Obligation (Scotland) (ROS) schemes close to new capacity on 31 March 2017. This means that the RO will close to any new generating capacity in Great Britain from 31 March 2017, including additional capacity. The RO has already closed to solar PV and onshore wind generating capacity. Please refer to the associated documents section.

This document and the changes referred to do not cover the NIRO. Separate guidance on the closure of the NIRO is available at www.ofgem.gov.uk/ro-closure.

The RO Closure Order 2014 (as amended) introduced grace periods for stations affected by the closure. The purpose of these grace periods is to address certain challenges that generators might face as a result of the RO closure date. If the grace period conditions, and all other RO eligibility criteria, are met, these grace periods enable a station to gain accreditation under the RO between 1 April 2017 and 30 September 2018. There are separate grace periods for onshore wind open until 31 January 2019, all solar PV grace periods close on 31 March 2017. Figure 1 is a summary of the grace periods for all technologies open from 1 April 2017.

Figure 1 Summary of grace periods open from 1 April 2017 for all technologies



The five grace periods in the RO Closure Order 2014 (as amended) are:

- i. 'grid or radar delay' grace period: a 12-month grace period to address grid and/or radar delays, where the station, or additional capacity, was scheduled to commission on or prior to 31 March 2017
- ii. 'signed investment contracts' grace period: a 12-month grace period for projects which have signed investment contracts, should these contracts fall away or be terminated under certain specific circumstances
- iii. 'dedicated biomass cap' grace period: an 18-month grace period for projects allocated a place within the 400MW dedicated biomass cap
- iv. 'enabling financial decisions' (EFD) grace period: a 12 or 18-month (dependent on technology) grace period for projects that can demonstrate evidence of substantial financial decisions and investments. This grace period closed to applications on 9 November 2014. Operators have already received confirmation of their eligibility for this grace period
- v. 'Scottish offshore wind' grace period: an 18 month grace period for generating stations using test and demonstration wind turbines or floating wind turbines.

Generators who wish to apply before the closure comes into force should review our [RO: Guidance for generators](#) which provides full details on seeking accreditation under the RO. This guidance document explains how we administer the grace periods, and should be read together with the guidance for generators, if you wish to apply for a grace period.

This guidance document also explains the process for applying for accreditation and a grace period at the same time. To gain accreditation for a generating station, or additional capacity, after 31 March 2017, before the grace period's closing date, you will need to:

- submit an application for accreditation by the grace period's closing date, or amend your existing application to add the additional capacity
- commission the station or additional capacity by the grace period's closing date, and
- meet all RO eligibility and relevant grace period conditions.

You should submit the necessary grace period evidence alongside your full application for accreditation. The individual grace periods end on different dates, but all grace periods will close by 30 September 2018, after which we will not accept any applications for the RO from generating stations in Great Britain. The only exception is for onshore wind, which has grace periods which last until 2019.

The closure only affects new capacity, existing stations will continue to receive ROCs on accredited capacity for the lifetime of their support under the scheme (in most cases this is 20 years). For capacity that is added after closure and that is not eligible for a grace period, please see Chapter 3 of the [RO: Guidance for generators](#).

1. Introduction

Chapter summary

Explains the background to the changes in accreditation for generating stations that take effect from 1 April 2017, the key terms the operators should be aware of, and Ofgem E-Serve's functions as administrator of the RO scheme.

- 1.1. The RO and ROS schemes close to new generating capacity on 31 March 2017. The closure applies to new generating stations and any additional capacity added to existing stations that are accredited under the RO and ROS. Between 1 April 2017 and 30 September 2018, five grace periods are available for operators of generating stations affected by the closure, providing they meet certain conditions. This closure excludes solar PV stations³ and onshore wind stations⁴, for which the schemes have already closed.
- 1.2. This guidance document explains how we administer the closure and the grace periods that are available. It should be read in conjunction with the [RO: Guidance for generators](#), which provides full details on seeking accreditation under the RO.
- 1.3. Stations that are accredited under the RO before the closure, or during the grace periods, are eligible to receive ROCs on their generation, and must continue to follow the processes listed in the [RO: Guidance for generators](#), such as submitting output data.

Key terms explained

- 1.4. You should be aware of the meaning of the following key terms and approaches in reading this document. For full explanations and further detail about these terms you should refer to the [RO: Guidance for generators](#).
- 1.5. The terms "generators", "operators", "developers", "you" and "your" are used interchangeably throughout the document.

Generating stations

- 1.6. There is no definition of 'generating station' in the legislation. It is defined in the Shorter Oxford English Dictionary as a "building and site for generating electrical current" and in the Oxford English Dictionary as a "power station for the generation of electricity".
- 1.7. Chapter 2 in the [RO: Guidance for generators](#) gives further details on the factors we may consider when determining what constitutes a generating station.

³ The [Renewables Obligation Closure \(Amendment\) Order 2015](#) closed the scheme to large scale solar PV, and the [Renewables Obligation Closure Etc. \(Amendment\) Order 2016](#) closed the scheme to small scale solar PV.

⁴ The [Energy Act 2016](#) closed the scheme to onshore wind.

Commissioned

1.8. Generating stations must be commissioned in order to be eligible for accreditation. The Orders define “commissioned” as:

“commissioned”, ‘in relation to a generating station, means the completion of such procedures and tests in relation to that station as constitute, at the time they are undertaken, the usual industry standards and practices for commissioning that type of generating station in order to demonstrate that that generating station is capable of commercial operation.’

1.9. The [RO: Guidance for generators](#), [RO: Essential guide to commissioning](#) and [response to call for evidence on industry standards and practices for commissioning fuel burning generating stations](#) provide more information on what is required to demonstrate a generating station has been commissioned.

1.10. Generators might find it helpful to seek their own legal and technical advice on this.

Generating station developer

1.11. ‘Generating station developer’ in relation to a generating station or additional capacity, is defined in the RO Closure Order 2014 (as amended) as “the operator of the station, or a person who arranged for the construction of the station (for generating stations first accredited after 31 March 2017) or construction of the 2017/18 capacity of the station (for generating stations first accredited before 31 March 2017)”.

2017/18 capacity

1.12. ‘2017/18 capacity’ is defined in the RO Closure Order 2014 (as amended) as “any generating capacity (a) which does not form part of the original capacity of the station, and (b) which, in the Authority’s view, first formed part of the station from a date no earlier than 1 April 2017 and no later than 31 March 2018”.

Use of ‘RO’

1.13. Where we use “RO” in this document, it means the Renewables Obligation (RO) scheme and the Renewables Obligation (Scotland) (ROS) scheme. In this guidance, the RO Order and ROS Order are collectively referred to as ‘the Orders’ but individually referenced where necessary.

Ofgem E-Serve’s functions

1.14. The Orders detail the functions which Authority carries out for the RO schemes in England, Wales and Scotland. A number of these functions are carried out via our IT system, which is called the Renewables and CHP Register (the Register). These duties include:

- accrediting generating stations as being capable of generating electricity from eligible renewable energy sources
- issuing Renewable Obligation Certificates (ROCs) and Scottish Renewable Obligation Certificates (SROCs)

- establishing and maintaining a register of ROCs and SROCs
- revoking ROCs and SROCs if necessary
- monitoring compliance with the requirements of the Orders
- calculating annually the buy-out price resulting from the adjustments made to reflect changes in the Retail Price Index (RPI)
- receiving buy-out payments and redistributing the buy-out fund
- receiving late payments and redistributing the late payment fund
- recovering the administration costs of the RO from the buy-out fund
- publishing an annual report on the operation of and compliance with the requirements of the Orders.

1.15. Further information about the RO scheme is available in the associated documents (see page 3).

2. Eligibility for the RO before 1 April 2017

Chapter summary

Explains the impact of the closure of the scheme to new generating capacity.

- 2.1. We provide information on eligibility for the RO in our [RO: Guidance for generators](#).
- 2.2. Generators applying are reminded that they must accredit on or before 31 March 2017. This means:
 - **Submit a full RO accreditation application** to us on or before 31 March 2017, and meet the RO eligibility criteria. You can apply up to two months before the date the generating station is to be commissioned, and we recommend doing this if you are commissioning close to the deadline. If you are adding additional capacity you will need to amend your existing application as soon as the capacity is commissioned and resubmit your application for review,
 - **Commission the generating station** (or the additional capacity) on or before 31 March 2017.
- 2.3. Before we can assess the application, but potentially after 31 March 2017, we will also need you to:
 - **Provide commissioning evidence**, for more information see our [RO: Essential guide to commissioning](#) and, for fuelled stations, our [response to call for evidence on industry standards and practices for commissioning fuel burning generating stations](#).
 - Once you have submitted your accreditation application, you should follow the processes in our [RO: Guidance for generators](#), particularly around submitting output data before you receive your accreditation. The time we take to process your accreditation does not affect your accreditation date.
- 2.4. Appendix 1 has some tips on how to complete aspects of the application form.

3. Eligibility for the RO from 1 April 2017

Chapter summary

Covers the scenarios in which new generating stations may or may not be eligible for the RO, and the scenarios in which RO accredited generating stations may add additional capacity from 1 April 2017.

- 3.1. The RO closes to new capacity on 31 March 2017. The closure applies to new generating stations and any additional capacity added to existing stations that are accredited under the RO and ROS. It excludes solar PV stations and onshore wind, for which the scheme has already closed. Please refer to www.ofgem.gov.uk/ro for guidance on these closures and the relevant grace periods.
- 3.2. From 1 April 2017:
 - any new generating station is no longer eligible to apply for full accreditation under the RO, and
 - existing stations cannot add additional capacity under the RO.
- 3.3. There are exceptions to these rules for capacity that is eligible for one of the grace periods available. See chapter 3 for details of what makes a station eligible for these grace periods.
- 3.4. Capacity that gains accreditation from 1 April 2017 will not receive the full 20 years of support under the RO, as no ROCs can be issued after 31 March 2037⁵.
- 3.5. If an existing RO station adds capacity to a station that is not eligible for a grace period this capacity will not gain support under the RO. Such capacity is called 'excluded capacity' and must be declared to Ofgem E-Serve. This is explained further in this chapter.

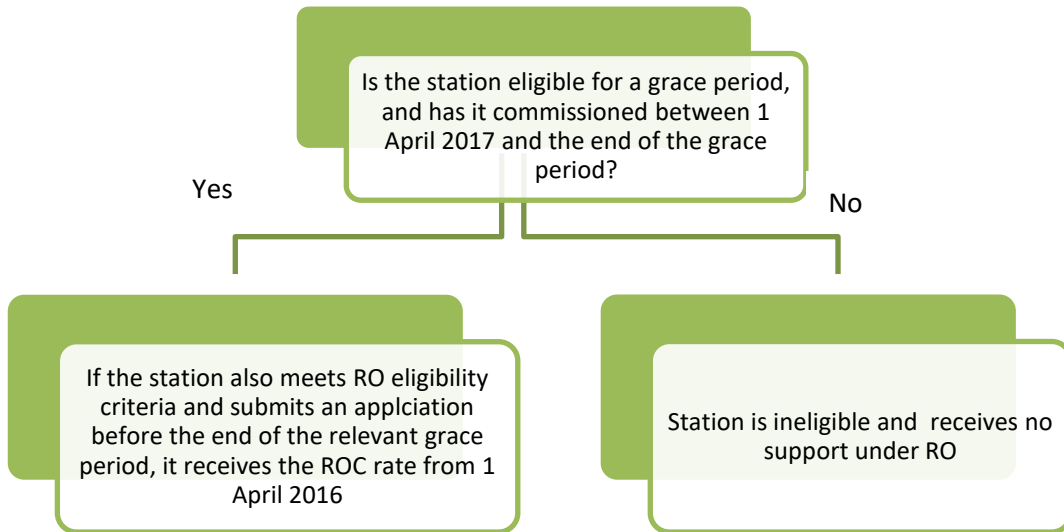
Generating station scenarios

New generating stations

- 3.6. Figure 2 shows how we handle applications from new generating stations from 1 April 2017 until 30 September 2018. Any new station that applies shall only be accredited if:
 - it is eligible for a grace period,
 - it meets the RO eligibility criteria,
 - it commissions before the end of the appropriate grace period, and
 - a full accreditation application in relation to the station is submitted before the end of the appropriate grace period.

⁵ Article 44 of the RO Order 2015, article 17A of the ROS.

Figure 2

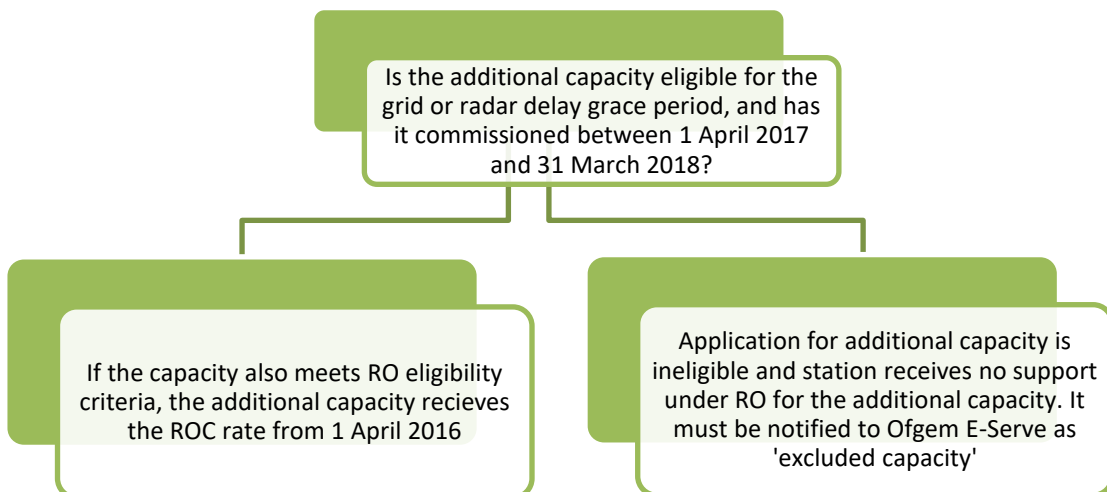


Adding additional capacity

3.7. Figure 3 shows how we will handle additional capacity being added to a generating station from 1 April 2017 until 31 March 2018. The original capacity must be accredited on or before 31 March 2017. Additional capacity added to a station will only be eligible for RO support if:

- the accreditation date of original capacity is on or before 31 March 2017,
- the additional capacity is eligible for the grid or radar delay grace period,
- the additional capacity meets the RO eligibility criteria, and
- the additional capacity commissions before 1 April 2018.

Figure 3



RO-accredited stations with excluded capacity

- 3.8. The closure of the RO may create a scenario where a station has some capacity accredited under the RO, its RO capacity, and some that is added later and is not supported under the RO, so it cannot be registered as additional capacity. This unsupported capacity is called 'excluded capacity'. Please see Chapter 3 of our [RO: Guidance for generators](#) for further information.

4. Eligibility for grace periods

Chapter summary

Explains the five grace periods available for generating capacity (excluding onshore wind and solar PV) following the closure, which will allow the operator of a generating station to apply for accreditation on or after 1 April 2017. This chapter also describes the eligibility requirements and the evidence we would expect in support of an application.

- 4.1. You will need to be eligible for one of the available grace periods when you apply for accreditation or commission from 1 April 2017. Some grace periods are open to specific technologies only, and the Enabling Financial Decisions (EFD) required a previous grace period application. To obtain accreditation under a grace period, you will need to provide evidence that you meet the conditions set out in the RO Closure Order 2014 (as amended).
- 4.2. We will not accept any applications from operators of new generating capacity after 30 September 2018 and capacity added after this date will not receive any support (although it must be declared).
- 4.3. For all grace periods except the EFD, a decision on eligibility for both accreditation and the grace period will be taken at the same time. You will have to be eligible for both the grace period and RO accreditation, to be accredited. We will not assess your eligibility for these grace periods before we receive an application for full accreditation.
- 4.4. The EFD grace period is closed to new applications. You can only be accredited under this grace period if you have already been granted it.
- 4.5. For all grace periods, you must have commissioned by the end of the relevant grace period in order to be accredited under the scheme. The process for making the accreditation application, providing grace period evidence and commissioning evidence, is outlined in chapter 4.

Grace periods

Grace periods available from 1 April 2017 to 31 March 2018

- 4.6. There are three grace periods available from 1 April 2017 to 31 March 2018.

Grid and/or radar delay: A grace period for generating stations that were scheduled to commission on or before 31 March 2017, but were unable to do so because of grid and/or radar connection delays outside the control of the generator. All technologies may apply for this 'grid and/or radar delay' grace period. Evidence must be submitted alongside your application for accreditation. You must submit your full RO accreditation application and commission your station or additional capacity on or before 31 March 2018.

Signed investment contracts: A grace period for generating stations that have signed investment contracts, but these contracts have fallen away or been terminated under certain specific circumstances. All technologies may apply for the 'signed investment contracts' grace period. Evidence must be submitted alongside your application for

accreditation. You must submit your full RO accreditation application and commission your station on or before 31 March 2018.

Enabling financial decisions (EFD) for offshore wind and ACT: A grace period for projects that could demonstrate evidence of substantial financial decisions and investments made before 9 November 2014, where the project was scheduled to commission on or before 31 March 2017. You can only be accredited under this grace period if you have already been granted it as the application process for this grace period has now closed. You must submit evidence that you have been granted this grace period alongside your application for accreditation. Projects which have been granted this grace period need to submit a full RO accreditation application and commission the station on or before 31 March 2018. Separate [guidance on the EFD grace period](#) was published on 15 September 2014.

Grace periods available from 1 April 2017 to 30 September 2018

4.7. There are three grace periods available from 1 April 2017 to 30 September 2018.

Dedicated biomass cap: A grace period for projects allocated a place within the 400MW dedicated biomass cap. Evidence must be submitted alongside your application for accreditation. You must submit your full RO accreditation application and commission your station on or before 30 September 2018.

Scottish offshore wind: A grace period for Scottish offshore wind stations using test and demonstration wind turbines, or floating wind turbines. Offshore wind stations using floating wind turbines must have preliminary accreditation by 31 March 2017. Evidence must be submitted alongside your application for accreditation. You must convert your preliminary accreditation to full on or before 30 September 2018.

Enabling financial decisions (EFD) for dedicated biomass with CHP: A grace period for biomass with CHP projects that could demonstrate evidence of substantial financial decisions and investments made before 9 November 2014, where the project was scheduled to commission on or before 31 March 2017. You can only be accredited under this grace period if you have already been granted it as the application process for this grace period has now closed. You must submit evidence that you have been granted this grace period alongside your application for accreditation. Projects which have been granted this grace period need to submit a full RO accreditation application and commission the station on or before 30 September 2018. Separate [guidance on the EFD grace period](#) was published on 15 September 2014.

4.8. The eligibility criteria for each grace period and the evidence we would expect to see in support of a grace period application are outlined in the following sections. However, applicants should ensure that they understand the legislation that sets out the evidential requirements, before submitting an application. You can supply alternative evidence, if it satisfies the legislative requirement.

Meeting the 'grid or radar delay' grace period

4.9. This grace period provides additional time for a generating station to accredit, if it would have been commissioned by 31 March 2017 but for grid and/or radar delays that were not due to a breach by the generator.

4.10. The 'grid or radar delay' condition applies to two distinct types of delay that may affect a generating station's ability to commission. Both types of delay are entitled to the same grace period, but require distinct sets of evidence.

4.11. Grid delay evidence is explained in Table 1; radar delay evidence required is explained in Table 2.

Table 1: Grid delay evidence for the 'grid or radar delay' grace period

Type of evidence	Legislative requirement (as appears in RO Closure Order 2014 (as amended))	What evidence could you provide?
Grid works agreement	Evidence of an agreement with a network operator ("the relevant network operator") to carry out grid works in relation to the station ("the relevant grid works").	<p>A copy of the offer to carry out grid works⁶ from a network operator that clearly states the location of the grid works and the connection capacity. We would expect the offer to cover the non-contestable aspects of any grid works required at a minimum.</p> <p>AND one of the following:</p> <p>a. A letter signed by an appropriate person from the network operator confirming that the operator of the station accepted the grid works offer,</p> <p>or</p> <p>b. an acceptance form, signed by the operator of the station.</p>
Estimated date of completion for grid works	A copy of a document written by, or on behalf of, the relevant network operator which estimated or set a date for completion of the relevant grid works ("the planned grid works completion date") which was no later than 31 March 2017.	If the planned grid works completion date is not evident from the grid works agreement (above), or the confirmation of delay of grid works (below), we will need to see a document, for example a letter or email from the relevant network operator, which estimates or sets a "planned grid works completion date" (the estimated or set date for the completion of grid works) which is no later than 31 March 2017. The location of the grid works and connection capacity should be clearly stated. If a document refers to a grid connection needing to be completed within a specific number of months it must be clear when this period of time starts.

⁶ 'Grid works' in relation to a generating station is defined in the RO Closure Order 2014 (as amended) as "(a) the construction of a connection between the station and a transmission or distribution system for the purpose of enabling electricity to be conveyed from the station to that system, or (b) the carrying out of modifications to a connection between the station and a transmission or distribution system for the purpose of enabling an increase in the amount of electricity that can be conveyed over that connection from the station to that system".

Type of evidence	Legislative requirement (as appears in RO Closure Order 2014 (as amended))	What evidence could you provide?
Confirmation of delay of grid works	<p>A letter from the relevant network operator confirming (whether or not such confirmation is subject to any conditions or other terms) that—</p> <p>(i) the relevant grid works were completed after the planned grid works completion date, and</p> <p>(ii) in the relevant network operator’s opinion, the failure to complete the relevant grid works on or before the planned grid works completion date was not due to any breach by a generating station developer of any agreement with the relevant network operator.</p>	<p>A letter or email from the network operator to the operator of the station explicitly confirming points (i) and (ii), see left-hand column.</p>
Operator declaration on delayed grid works	<p>A declaration by the operator of the generating station that, to the best of their knowledge and belief, the station would have been commissioned (for generating stations first accredited after 31 March 2017), or the 2017/18 capacity (for generating stations first accredited before 31 March 2017) would have formed part of the station, on or before 31 March 2017 if the relevant grid works had been completed on or before the planned grid works completion date.</p>	<p>A declaration signed by the operator of the generating station (the superuser of the account on the Register or other appropriate person) that follows template 1 in Appendix 3.</p>

Table 2: Radar delay evidence for 'grid or radar delay' grace period

Type of evidence	Legislative requirement (as appears in RO Closure Order 2014 (as amended))	What evidence could you provide?
Radar works agreement	Evidence of an agreement between a generating station developer and a person who is not a generating station developer ("the radar works agreement") for the carrying out of radar works ("the relevant radar works")	<p>A copy of a document (or documents) that shows an agreement between a generating station developer and a person who is not a generating station developer for radar works⁷ to be carried out.</p> <p>We would expect to clearly see that this agreement was for radar works required for the generating station the grace period application is for. For example, you could demonstrate this by providing:</p> <ul style="list-style-type: none"> a. evidence of an offer to carry out the radar works that clearly states the location of the radar works and the type of radar works to be carried out, <p>AND</p> <ul style="list-style-type: none"> b. a letter from a person who is not a generating station developer confirming that the operator of the station accepted the radar works offer.
Estimated date of completion for radar works	A copy of a document written by, or on behalf of, a party to the radar works agreement (other than a generating station developer) which estimated or set a date for completion of the relevant radar works ("the planned radar works completion date") which was no later than 31 March 2017.	<p>If the planned radar works completion date is not evident from the radar works agreement (above), or the confirmation of delay of radar works (below), we will need to see a document, such as a letter or email, from a party to the radar works agreement (other than a generating station developer) which estimates or sets a "planned radar works completion date" (see left-hand column) which is no later than 31 March 2017.</p> <p>The document should clearly identify the location of the radar works and the type of radar works to be carried out. If a document refers to radar works needing to be completed within a specific number of months it must be clear when this period of time starts.</p>
Confirmation of delay of radar works	A letter from a party to the radar works agreement (other than a generating station developer) confirming, whether or not such confirmation is subject to any conditions or other terms, that—	A letter or email from a party to the radar works agreement (other than a generating station developer) to the operator of the station which explicitly confirms points (i) and (ii), see left-hand column.

⁷ 'Radar works' is defined in the RO Closure Order 2014 (as amended) as "(a) the construction of a radar station, (b) the installation of radar equipment, (c) the carrying out of modifications to a radar station or radar equipment, or (d) the testing of a radar station or radar equipment".

Type of evidence	Legislative requirement (as appears in RO Closure Order 2014 (as amended))	What evidence could you provide?
	<p>(i) the relevant radar works were completed after the planned radar works completion date, and</p> <p>(ii) in that party's opinion, the failure to complete the relevant radar works on or before the planned radar works completion date was not due to any breach of the radar works agreement by a generating station developer</p>	
Operator declaration on delayed radar works	A declaration by the operator of the generating station that, to the best of their knowledge and belief, the station would have been commissioned (for generating stations first accredited after 31 March 2017), or the 2017/18 capacity (for generating stations first accredited before 31 March 2017) would have formed part of the station, on or before 31 March 2017 if the relevant radar works had been completed on or before the planned radar works completion date.	A declaration signed by the operator of the generating station (the superuser of the account on the Register or other appropriate person) that follows template 1 in Appendix 3.

Third party grid or radar delay evidence

- 4.12. The sole purpose of the letter shall be for the assessment of RO grace period eligibility. By providing confirmation of a grid/radar works delay, the DNO or radar works party is not admitting liability to Ofgem E-serve for any costs or damages.

Grid and radar delay

- 4.13. It is possible that your project may experience both grid and radar delays. You can meet the 'grid or radar delay' condition by only providing evidence that relates to one delay. However, the legislation sets out that you could provide evidence (see tables above) to show that both had occurred and a declaration stating that the station was unable to commission by 31 March 2017 due to delays to both the planned radar works and planned grid works.

Variations to the required evidence

- 4.14. Grid connection/radar works offers and agreements may vary as a project progresses. In these cases, we will generally not take these changes into account for our grace period assessment, as the legislation does not ask for the latest offer or agreement. For example, if an original planned grid or radar works completion date was given which was before 31 March 2017, but the network operator subsequently modified this to after 31

March 2017, we would not take this variation into account – our assessment would be based on the original offer and agreement.

4.15. However, we will not grant a grace period if, when we are assessing the application for accreditation, it is not clear to us that the grid offer/radar works evidence submitted relates to the station covered by the application. For example, we would expect that the connection capacity and location stated on the grid works agreement is the same as the connection that is constructed for the station applying for accreditation. If it is not, we may consider that the agreement was for a different connection and station than the one which has been constructed.

4.16. We would expect any new connection offer to refer to the original “planned grid/radar works completion date” as being on or before 31 March 2017.

The parties that evidence was originally issued to

4.17. The RO Closure Order 2014 (as amended) does not specify that the grid connection/radar works offer or agreement must have been made to the person applying for the grace period. Therefore, the party to which the grid connection/radar works offer was made will not form part of our grace period assessment.

Additional grid connection and/or radar works evidence

4.18. We recognise that additional consents, easements and wayleaves may be required for grid connections and radar works. However, for this grace period, we will not ask for evidence of these.

Meeting the ‘signed investment contracts’ grace period

4.19. This grace period allows generating stations which had a signed investment contract terminated to accredit under the RO for an additional 12 months. Table 3 sets out the documents that must accompany an application for the signed investment contracts grace period.

Table 3: ‘Signed investment contracts’ grace period evidence

Type of evidence	Legislative requirement (as appears in RO Closure Order 2014 (as amended))	What evidence could you provide?
Letter from the Secretary of State	A letter from the Secretary of State confirming that– (a) an investment contract was made in relation to the generation of electricity by the generating station, and (b) the investment contract has been terminated or has otherwise ceased to have effect by reason of a permitted termination event ⁸ .	A letter signed by the Secretary of State explicitly confirming points (a) and (b), see left-hand column. The letter should identify the location and capacity of the station, and the details of the Investment Contract that has been cancelled.

⁸ “Permitted termination event”, in relation to an investment contract, means–
(a) a delay in the approval of the investment contract by the European Commission
(b) a refusal by the European Commission to approve the investment contract,

Meeting the 'dedicated biomass cap' grace period

4.20. This grace period allows generating stations which have a place in the dedicated biomass cap to accredit under the RO for an additional 18 months. Table 4 sets out the documents that must accompany an application for the 400MW dedicated biomass cap⁹ grace period.

Table 4: 'Dedicated biomass cap' grace period evidence

Type of evidence	Legislative requirement (as appears in RO Closure Order 2014 (as amended))	What evidence could you provide?
Letter from the Secretary of State	A letter from the Secretary of State, where the letter– (i) is dated no later than 31 March 2017 (ii) states that the generating station has been allocated a place under the dedicated biomass cap	A letter dated before 1 April 2017, signed by the Secretary of State explicitly confirming the station's place under the dedicated biomass cap. The letter should identify the location and the capacity of the station.
Operator declaration	Where the generating station has not been certified under CHPQA 3, CHPQA 5 or CHPQA 6 at any time before it was commissioned ¹⁰ , a declaration by the operator of the station that, to the best of their knowledge and belief, the station's place under the dedicated biomass cap has not lapsed or been revoked or withdrawn by the Secretary of State.	A declaration signed by the operator of the generating station (the superuser of the account on the Register or other appropriate person) that follows template 2 in Appendix 3.

Meeting the 'Scottish offshore wind' grace periods

4.21. These grace periods allow generating stations which use specific eligible turbines to accredit under the RO for an additional 18 months.

4.22. Table 5 sets out the document that must accompany an application for the Scottish offshore wind using (i) test and demonstration wind turbines or (ii) floating turbines grace period. The floating turbine grace period also requires you to have preliminary accreditation by 31 March 2017. We do not require you to submit any evidence to show this.

(c) a condition attached by the European Commission to its approval of the investment contract,

(d) a judgment of the Court of Justice of the European Union that invalidates an approval of the investment contract by the European Commission, or

(e) an amendment to the investment contract that is made, or proposed, by the Secretary of State in the light of any standard terms and conditions of contract for difference issued under section 11 of the Energy Act 2013.

⁹ 'Dedicated biomass cap' refers to the government's policy for a 400 megawatt cap on the total amount of new build generating capacity that receives support for the generation of electricity only from biomass. This policy is set out in the document [Renewables Obligation: notification process for the new build dedicated biomass projects – Guidance on applying for a place within the 400MW cap](#) published by the Department for Energy and Climate Change in August 2013.

¹⁰ A valid certificate at commissioning will be required when we are reviewing the station's eligibility.

Table 5: 'Scottish offshore wind' grace period evidence

Technology	Type of evidence	Legislative requirement (as appears in Renewables Obligation (Scotland) Order 2009 (as amended))	What evidence could you provide?
Test and demonstration wind turbine	Operator declaration	<p>A declaration is made in accordance with this paragraph if—</p> <p>(a) it is made by the operator of the generating station to the Authority in writing; and</p> <p>(b) it confirms that</p> <p>(i) to the best of the operator's knowledge and belief the wind turbines used to generate the electricity are eligible wind turbines¹¹; and</p> <p>(ii) the lease in respect of which the generating station is entitled to operate at that particular area of seabed is a demonstration lease¹² issued by the Crown Estate Commissioners or relevant person in relation to that site.</p>	A declaration signed by the operator of the generating station (the superuser of the account on the Register or other appropriate person) that follows template 3 in Appendix 3.
	Preliminary accreditation	A generating station which is granted preliminary accreditation which takes effect on or before 31 March 2017.	No evidence required.
Floating Turbine	Operator declaration	<p>A declaration is made in accordance with this paragraph if —</p> <p>(a) it is made by the operator of the generating station to the Authority in writing; and</p> <p>(b) it confirms that</p> <p>(i) to the best of the operator's knowledge and belief that the electricity generated was generated by a generating station using only floating wind turbines¹³; and</p> <p>(ii) the lease in respect of which the generating station is entitled to operate at that particular area of seabed is a demonstration lease¹² issued by the Crown Estate Commissioners or relevant person in relation to that site.</p>	A declaration signed by the operator of the generating station (the superuser of the account on the Register or other appropriate person) that follows template 4 in Appendix 3.

¹¹"Eligible wind turbine" in relation to a generating station means a wind turbine which in the Authority's view forms part of the generating station from a date no earlier than 1 April 2014.

¹²"Demonstration lease" means a lease granted by the Crown Estate Commissioners or relevant person, one of whose purposes is testing, demonstrating and approving the viability of a wind turbine.

¹³"Floating wind turbine" means a wind turbine which is fixed or connected to the seabed by means of a chain, tension leg or other flexible mooring and not by any other means.

Meeting the 'enabling financial decisions' grace period

- 4.23. These grace periods allow generating stations which met specific conditions to gain comfort about their eligibility to accredit under the RO for an additional 12 or 18 months.
- 4.24. The application period for the EFD grace period closed on 9 November 2014.
- 4.25. Generators who have been granted this grace period must commission their offshore wind station or ACT (standard and advanced gasification or pyrolysis) project by 31 March 2018, or dedicated biomass with CHP project by 30 September 2018 in order to gain accreditation under the RO.
- 4.26. The generator will also need to submit an application for accreditation on the Register by the closing date, and send us a copy of the letter Ofgem E-Serve sent confirming the station's eligibility for the EFD grace period. This will allow us to ensure that the accreditation application is for the same station which has been granted the EFD grace period.
- 4.27. For further information on the EFD grace period please refer to the [Renewables Obligation: The 'enabling financial decisions grace period'](#) guidance.

The parties that evidence was originally issued to

- 4.28. When assessing eligibility under the EFD grace period we will not take into account the person the EFD grace period letter was issued to. We only need to see that the EFD grace period was awarded to the same station that is applying for accreditation.

5. Submitting an application on or after 1 April 2017

Chapter summary

Explains the process for operators of generating stations submitting an application for accreditation and a grace period from 1 April 2017 onwards.

- 5.1. Operators of generating stations that apply under the RO for accreditation or commission their additional capacity from 1 April 2017 until 30 September 2018 will be asked if they are applying for a grace period as part of their application for accreditation. Any operator that does not apply for a grace period will not be able to proceed with their application. The complete application for accreditation on the Register, including the signing of the relevant declarations, must be received by Ofgem E-Serve on or before the close of the relevant grace period.
- 5.2. To apply for accreditation, the operator must:
- **Submit a full RO accreditation application** to us on or before the final date of the relevant grace period, and meet the RO eligibility criteria. You can apply up to two months before the date the generating station is to be commissioned. If you are adding additional capacity you will need to amend your existing application as soon as the capacity is commissioned and resubmit your application for review,
 - **Commission the generating station** (or the additional capacity) on or before the final date of the relevant grace period.
- 5.3. Before we can assess the application, but potentially after the end of the relevant grace period, we will also need you to:
- **Submit grace period evidence to us**, which meets the grace period eligibility conditions. We will request this evidence if it has not been provided. All evidence in support of the grace period must be received by Ofgem E-Serve before a decision whether to accredit the generating station can be made. Refer to Appendix 2 for the checklists of grace period evidence that should be provided.
 - **Provide commissioning evidence**
- 5.4. The next sections explain these steps in more detail.

Applying for accreditation and a grace period

Applying for accreditation

- 5.5. When applying for accreditation you should be familiar with the RO eligibility criteria by referring to the Orders and the [RO: Guidance for generators](#), chapter 3 in particular.
- 5.6. Before applying for accreditation the operator must register an account for their organisation (or themselves as applicable). Register at: <https://renewablesandchp.ofgem.gov.uk/>

- 5.7. It is possible to submit an application for accreditation up to two months before your anticipated date of commissioning, and we recommend that you do this if your commissioning date is close to the relevant cut-off date.
- 5.8. Our [Renewables and CHP Register – User Guides](#) provide step-by-step advice on:
 - 5.8.1. [How to create an account on the Renewables and CHP Register](#)
 - 5.8.2. [How to submit an application on the Renewables and CHP Register](#)
 - 5.8.3. [How to agree declarations on the Renewables and CHP Register](#).
- 5.9. Applicants will need to submit their application for accreditation and, if relevant, submit evidence that they are eligible for a grace period. Your application will not be processed until this evidence has been supplied (and we will not review the grace period eligibility evidence until we've received an application for accreditation). When we receive your application for accreditation we will request the grace period eligibility evidence if it has not already been received. Further instructions on this can be found in the 'Submitting grace period evidence' section below.
- 5.10. Once your accreditation application has been submitted, declarations are generated which must be agreed by the superuser. If you have set up your user account email notifications correctly, you will receive an automated email reminding you to submit your declarations.
- 5.11. Applications are not considered fully submitted until the superuser of the account agrees the electronic declarations, so you need to **make sure the declarations are signed on or before the closing date of the relevant grace period**. Further advice is available in our [declarations user guide](#).
- 5.12. You will need to send us your grace period evidence separately (see 'Submitting grace period evidence' below).

Existing RO stations adding additional capacity under the RO

- 5.13. Operators of stations that are already accredited and are adding additional capacity under the RO must submit evidence that the additional capacity is eligible for a the grid and/or radar delay grace period, and amend their application.
- 5.14. Operators must amend their application to update their Total Installed Capacity (TIC), Declared Net Capacity (DNC) and capacity grid (QC237), and submit a revised schematic diagram to us showing the position of the additional generating equipment and any changes to metering. Please refer to the [RO: Guidance for generators](#) for more information on this.

Difficulties submitting an accreditation application

- 5.15. If you have problems submitting your application you should contact the Renewables team (renewable@ofgem.gov.uk or 020 7901 7310 option 2).
- 5.16. Generators looking to commission their stations before a grace period deadline should submit accreditation applications well in advance to avoid the risk of experiencing problems accessing the system. Applications can be submitted up to two months before commissioning.

5.17. Please let us know as soon as possible by email if you become aware that the Register is not functioning correctly, and provide a screenshot of the problem. **We will not accept any applications for accreditation after the relevant grace period deadline.**

Submitting grace period evidence

- 5.18. **Send grace period evidence to: renewable@ofgem.gov.uk for non-fuelled stations or fuellingandsustainability@ofgem.gov.uk for fuelled stations**, stating in the subject line the station name and which grace period you are applying for.
- 5.19. All the required evidence and declarations for the grace period you are applying for, as listed in the previous chapter, should be attached to the email and listed in the body of the email. In addition, the email should confirm the name of the generating station, the address of the station and the TIC. There is an example email template in Figure 4 below. Also, there is a checklist for applying for accreditation and a grace period in Appendix 2.
- 5.20. Your application will not be processed until the evidence in support of the grace period has been supplied. Once you have submitted your grace period evidence to us, you will receive an email also confirming the date it was received.
- 5.21. Our system will reject emails larger than 20MB. If you are concerned about the size of your files, or you receive a notification that it has been rejected, please contact us. We have a file-sharing service which can be used to transfer large files.
- 5.22. Grace period evidence may also be submitted by post. It should be clearly labelled, include all the required information and sent to:

Renewable Electricity, ref: RO grace period, Ofgem E-Serve, 9 Millbank, London, SW1P 3GE

Figure 4: Example email for submitting grace period evidence

From: Operator of a generating station
Sent: 01 June 2017 09:44
To: Renewable@ofgem.gov.uk or fuellingandsustainability@ofgem.gov.uk
Subject: Application for the RO 'grid delay' grace period [station name]

Dear Ofgem E-Serve Renewable Team,

I have [delete as appropriate]: submitted an application for accreditation for a generating station via the Register / amended an existing accreditation via the Register to add capacity to an existing generating station.

Generating station name: [insert name]
 Generating station address: [insert address]
 Total Installed Capacity: [insert capacity] kW

I am applying for the RO 'grid or radar delay' grace period. The required evidence is attached:

1. Grid works agreement
2. Estimated date of completion for grid works
3. Confirmation of delay of grid works
4. Operator declaration on delayed grid works.

Commissioning evidence

5.23. Once a generating station has been commissioned, the operator needs to email us evidence of this to renewable@ofgem.gov.uk for non-fuelled stations or fuellingandsustainability@ofgem.gov.uk for fuelled stations. For more detail, consult our [Essential Guide to Commissioning](#). Fuelled stations may also wish to consult our [response to the call for evidence on industry standards and practices for commissioning fuel burning generating stations](#).

Processing the application for accreditation and a grace period

The accreditation process

- 5.24. Applications for accreditation must be received by us by the end of the relevant grace period (midnight on the closing date). We won't accept any applications received after this date for grace periods introduced under the RO Closure Order 2014 (as amended).
- 5.25. All grace period evidence in support of the grace period application must be received by Ofgem E-Serve before a decision whether to accredit the generating station can be made, but may be provided to Ofgem E-Serve after the closing date of the relevant grace period.
- 5.26. All commissioning evidence in support of a grace period application must be received by Ofgem E-Serve before a decision whether to accredit the generating station can be

made, but this may be provided to Ofgem E-Serve after the closing date of the relevant grace period.

- 5.27. We will review the evidence provided in support of the applications for accreditation and for a grace period at the same time (except in the case of the EFD grace period). We will check the information provided initially and ask for any missing information to be submitted to us (this is during our "initial review"). We will then assess the application for eligibility, and raise any queries as required (this is during our "technical review"). Throughout the first two stages of the checking process, we will contact applicants via the Register, email and phone if we have queries.
- 5.28. **It is important you set up email notifications or check the system and your email inbox regularly** so you can respond to queries quickly. If you need to edit your application please make sure you click through to the end of the application to submit it. Note that a review screen will appear at the end of the application – you must scroll to the bottom of this and re-submit your application.
- 5.29. Once the technical review is complete, the application will go to a member of staff with authority to do a final check and, if appropriate, grant accreditation and the grace period (this is the "decision review"). We will grant accreditation only if we are satisfied that all statutory requirements are met. This means the RO eligibility criteria, the grace period criteria and the station commissioning on or before the relevant grace period closure date.
- 5.30. We anticipate receiving a lot of accreditation and grace period applications. So that we can make decisions promptly, it is essential that applicants familiarise themselves with the legislation and the guidance before applying. Applicants should ensure that all necessary information has been provided and that they respond to our queries promptly. These queries will be raised via email, and on the Register. Incomplete or unclear applications and evidence will slow down the decision-making process.
- 5.31. To aid this process further, Appendix 1 has some tips on how to complete aspects of the application form. Appendix 2 has a checklist of the information to be submitted in applying for a grace period.
- 5.32. Once you have submitted your accreditation application, you should follow the processes in our [RO: Guidance for generators](#), particularly around submitting output data before you receive your accreditation. The time we take to process your accreditation does not affect your accreditation date.

Accreditation under the RO

- 5.33. To be issued with ROCs, a generating station must be accredited under the RO as being capable of generating electricity from eligible renewable sources. The generating station must also meet all other RO eligibility criteria. When accreditation is granted, it will be effective from the later of the following dates:
- The date the application was submitted to us via the Register
 - The date the generating station was commissioned

- 5.34. The Orders¹⁴ explain how we should grant and withdraw accreditation. They also set out when we may attach and amend conditions to any preliminary accreditation or accreditation granted. For more information on the scheme's eligibility requirements, see the [RO: Guidance for generators](#).
- 5.35. Applicants will be notified should Ofgem E-Serve be minded to reject an application, including for a grace period, if it is considered to be ineligible for the scheme. This allows applicants to provide further evidence prior to a final decision being made.

Audit

- 5.36. We regularly audit accredited generating stations to guard against fraud and error. If an operator applied for one of the available grace periods, and the station is subsequently audited, the grace period evidence and declarations will be reviewed alongside the information provided in support of the accreditation application. Our auditors will pay particular attention to evidence provided in support of the commissioning date and other dates relevant to the grace period conditions.
- 5.37. Stations that apply for accreditation and a grace period may be audited before they are accredited under the RO. In certain circumstances, including if we find that information provided to us in support of the application or the grace period is incorrect, we can refuse to accredit the station.
- 5.38. We can withdraw accreditation and revoke or permanently withhold ROCs in certain circumstances, including if we later find that information provided to us was incorrect. There is more information in chapter 3 of the [RO: Guidance for generators](#).
- 5.39. Ofgem E-Serve takes a zero tolerance approach to fraud. We have a dedicated Counter Fraud team who investigate allegations of suspected fraud and will refer any matters to the relevant authorities where appropriate.

¹⁴ Article 89 of the RO Order 2015, article 58ZZA of the ROS

Appendix 1: Application tips

We have put together tips and specific examples to illustrate points to help you get your application right first time. Not all questions are covered in this guide. For more detailed information, we encourage you to read the [RO: Guidance for generators](#).

QA100: Name for the generating station. Use the same name here as in any correspondence. Think carefully about the name you choose as once the name has been entered it cannot be amended.

QA201: Commissioning date. Refer to our [Essential Guide to Commissioning](#) for details of how to work out your commissioning date and what evidence we expect to see in support of this. Operators of fuelled stations should also consult our [response to the call for evidence on industry standards and practices for commissioning fuel burning generating stations](#).

QA301: Total Installed Capacity (TIC). Refer to the definition of TIC in the [RO: Guidance for generators](#).

QA401: Declared Net Capacity (DNC). Refer to the definition of DNC in the [RO: Guidance for generators](#). To confirm the DNC you will need to provide details of the inverters and/or any other internally-used electricity.

QB201-QB206: Address. The address of the station should be for the land on which the station is situated.

QB206 and QB300: Postcode and ordnance survey (OS) grid reference. The OS grid reference should match the location of the postcode. Please use the link in the question text to convert your postcode into an OS grid reference and double check to make sure they are the same, correct, location.

QC237: Capacity details. The capacity details must match the values given at QA201, QA301 and QA401.

QC258: Grace period. The system will ask if you are applying for a grace period if you are applying for accreditation and enter a commissioning date from 1 April 2017. If you select 'no' you will see a terminating message and you will only be able to go back and correct your previous answers. If you select 'yes' you will be able to complete and submit your application as normal.

QC600 and QC700: REGO. QC600 should be answered YES if applying for REGOs. At QC700 you should choose the correct technology type. For further details on the REGO scheme please see [our website](#).

QE100: Plant description. This is an example of the level of detail we require for this question. This must match the details given elsewhere: 2 X XXXkW Deutz Gas Engine and AAB synchronous XXXv generator, or 1 x Moving Grate Biomass Boiler 1 x Steam Turbine & Generator rated at XXXkW.

QF100 and QF400: Claiming certificates. Please make it very clear how you measure your electricity, and how this relates to your chosen method for claiming certificates. The method of claiming certificates and responses on the metering must match the metering set up at the station. Definitions of input, export, gross output and net output electricity are provided in the

[RO: Guidance for generators](#). As ROCs can only be claimed on the net output electricity, if this is not measured directly the metering arrangements must show how this can be calculated.

QF500- QF528: Export metering. The details of the metering must be provided in full. They also must match the details provided on the single line diagram. The meters used must be approved meters. Explanations of approved meters are in the [RO: Guidance for generators](#).

QG100 and QG200: Imported electricity and generated electricity used by the generation equipment. For grid connected generating stations we expect the answer to these to be yes. If you answer yes, you will need to provide the monthly data for imported electricity or electricity generated and used by the system, as ROCs can only be issued on your net output electricity.

QG120- QG129: Import metering. Provide the details of the metering in full. They also must match the details provided on the single line diagram. The meters used must be approved meters. Explanations of approved meters are provided in the [RO: Guidance for generators](#).

QH500: Connection capacity. The connection capacity should be for the amount agreed with the network operator. A correct connection capacity gives us another way to confirm the TIC and expected export.

QI100: Single line diagram. The single line diagram should be uploaded and include the points detailed in QI100:

- all generating equipment,
- all import and export connections,
- location of all metering and serial numbers,
- any standby generation, and
- the TIC breakdown of the generating station.

These details should also match the information given elsewhere in the application form.

Once you have completed the application and submitted it on the Register, you should send your grace period evidence by email to renewable@ofgem.gov.uk for non-fuelled stations or fuellingandsustainability@ofgem.gov.uk for fuelled stations. Further instructions on this are in 'Submitting grace period evidence', Chapter 4, above.

Appendix 2: Grace period checklists

Table 6 is a checklist of the information that should be submitted for each type of grace period.

Table 6: Grace period checklists of evidence to be submitted to Ofgem E-Serve with your application

Evidence to be submitted	Grid works delay grace period evidence checklist	
Grid works agreement & acceptance		
Estimated date of completion for grid works document*	*if not included in grid works agreement document	
Confirmation of delay of grid works		
Operator declaration		
Evidence to be submitted	Radar works delay grace period evidence checklist	
Radar works agreement & acceptance		
Estimated date of completion for radar works document*	*if not included in radar works agreement document	
Confirmation of delay of radar works		
Operator declaration		
Evidence to be submitted	Signed investment contracts grace period evidence checklist	
Letter from Secretary of State		

Evidence to be submitted	Enabling financial decisions grace period evidence checklist
Ofgem E-serve confirmation letter	
Evidence to be submitted	Dedicated biomass cap grace period evidence checklist
Letter from Secretary of State	
Operator declaration	
Evidence to be submitted	Scottish offshore wind – test and demonstration turbine grace period evidence checklist
Operator declaration	
Evidence to be submitted	Scottish offshore wind – floating turbine grace period evidence checklist
Operator declaration	

Appendix 3: Declaration templates

Template 1: Grid or radar delay declaration for the 'grid or radar delay' grace period

This is a template declaration confirming that the generating station would have been commissioned before 31 March 2017, had the grid connection or radar works delay not occurred, as required by articles 5 and 6 of the Renewables Obligation Closure Order 2014 (as amended). It must be submitted with the relevant supporting documentation, for a station to be assessed as meeting the grid or radar delay condition. This declaration form should be printed, signed by the operator of the station and sent to Ofgem E-Serve.

Declaration of grid or radar delay (example)

Generating station name:

.....

I confirm that,

- to the best of my knowledge and belief, the station named above would have been commissioned/the 2017/18 capacity at the station named above would have formed part of the station [*delete as appropriate*] on or before 31 March 2017 if the relevant grid/radar [*delete as appropriate*] works had been completed on or before the planned grid/radar [*delete as appropriate*] works completion date, and
- I am the operator of the generating station stated in this declaration.

Signed

Full name

Position/Job title

Date

This declaration is to be submitted once you have submitted your application for accreditation with the other documents set out in articles 5 and 6 of the Renewables Obligation Closure Order 2014 (as amended).

Before making this declaration you should read and understand the relevant legislation and, if necessary, take your own independent legal advice to ensure that the proposed generating station which is subject to this declaration qualifies.

Template 2: Declaration by the operator for the 'dedicated biomass cap' grace period

This is a template declaration confirming that the generating station has been allocated a place within the dedicated biomass cap, and that this place has not lapsed or been revoked or withdrawn by the Secretary of State as required by article 8 of the Renewables Obligation Closure Order 2014 (as amended). It must be submitted with the relevant supporting documentation, for a station to be assessed as meeting the dedicated biomass cap grace period. This form should be printed, signed by the operator of the station and sent to Ofgem E-Serve.

Declaration of allocation of a place within the dedicated biomass cap (example)

Generating station name:

.....

I confirm that,

- to the best of my knowledge and belief, the station named above has been allocated a place within the dedicated biomass cap, and that this place has not lapsed or been revoked or withdrawn by the Secretary of State,
- I am the operator of the generating station stated in this declaration.

Signed

Full name

Position/Job title

Date

This declaration is to be submitted once you have submitted your application for accreditation with the other documents set out in article 8 of the Renewables Obligation Closure Order 2014 (as amended).

Before making this declaration you should read and understand the relevant legislation and, if necessary, take your own independent legal advice to ensure that the proposed generating station which is subject to this declaration qualifies.

Template 3: Declaration by the operator for the 'Scottish offshore wind' test and demonstration wind turbine grace period

This is a template declaration confirming that the generating station meets the criteria for the Scottish offshore wind test and demonstration wind turbine grace period, as required by article 30C of the Renewables Obligation (Scotland) Order 2009 (as amended). This form should be printed, signed by the operator of the station and sent to Ofgem E-Serve.

Declaration of Offshore wind generating stations using test and demonstration wind turbines grace period eligibility (example)

Generating station name:

.....

I confirm that,

- to the best of my knowledge and belief the wind turbines used to generate the electricity are eligible wind turbines;
- the lease in respect of which the generating station is entitled to operate at that particular area of seabed is a demonstration lease issued by the Crown Estate Commissioners or relevant person in relation to that site; and
- I am the operator of the generating station stated in this declaration.

Signed

Full name

Position/Job title

Date

This declaration is to be submitted once you have submitted your application for accreditation, in accordance with article 30C of the Renewables Obligation (Scotland) Order 2009 (as amended).

Before making this declaration you should read and understand the relevant legislation and, if necessary, take your own independent legal advice to ensure that the proposed generating station which is subject to this declaration qualifies.

Template 4: Declaration by the operator for the 'Scottish offshore wind' floating wind turbine grace period

This is a template declaration confirming that the generating station meets the criteria for the Scottish offshore wind floating wind turbine grace periods, as required by article 30D of the Renewables Obligation (Scotland) Order 2009 (as amended). This form should be printed, signed by the operator of the station and sent to Ofgem E-Serve.

Declaration of Offshore wind generating stations using floating wind turbines grace period eligibility (example)

Generating station name:

.....

I confirm that,

- to the best of my knowledge and belief that the electricity generated was generated by a generating station using only floating wind turbines; and
- the lease in respect of which the generating station is entitled to operate at that particular area of seabed is a demonstration lease issued by the Crown Estate Commissioners or relevant person in relation to that site; and
- I am the operator of the generating station stated in this declaration.

Signed

Full name

Position/Job title

Date

This declaration is to be submitted once you have submitted your application for accreditation, in accordance with article 30D of the Renewables Obligation (Scotland) Order 2009 (as amended).

Before making this declaration you should read and understand the relevant legislation and, if necessary, take your own independent legal advice to ensure that the proposed generating station which is subject to this declaration qualifies.