

Quarterly Annex: Energy Company Progress

This is an annex to the **October Energy Companies Obligation (ECO) Compliance Update (Issue 3)** published 11 October 2013 and is based on the same data. The terms CERT, CESP, CERO, CSCO and HHCRO are explained in that document.

Fig 3) Energy company progress towards phase 1 & 2 obligations (notified measures)

The charts below show energy company progress¹ for all measures notified to the end of August and those which were approved by the end of September as a percentage of their phase 1 & 2 obligations (1 January 2013 to 31 March 2014). Please note the legislative requirement on suppliers is 100% compliance against each of the obligations over the whole period to March 2015. The figures do not include excess actions from CERT and CESP, which are likely to be material for some suppliers.

Fig 3.1 CERO

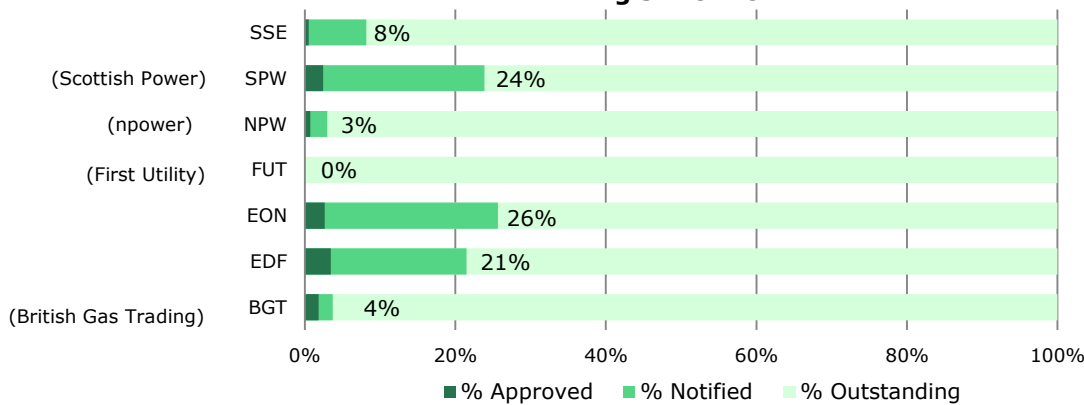


Fig 3.2 CSCO

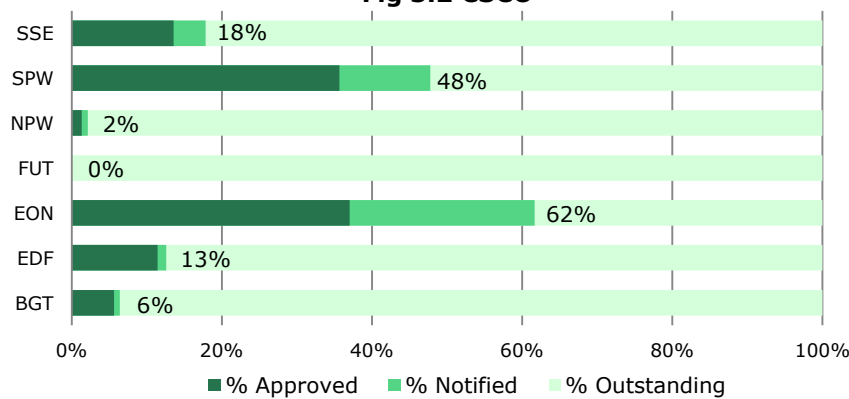
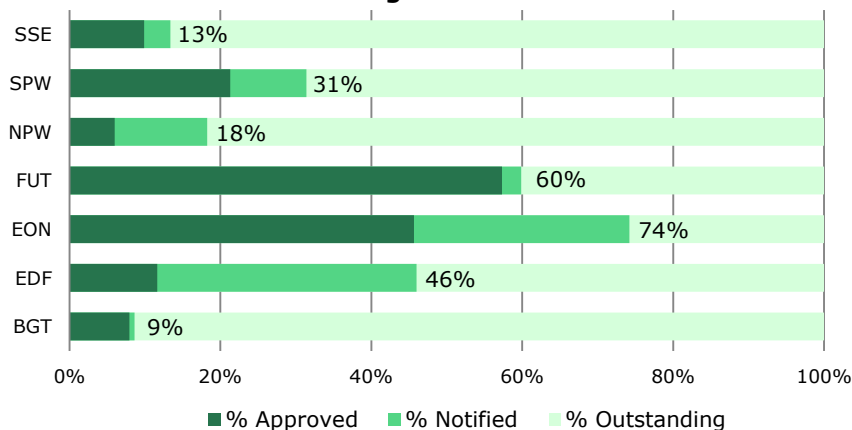


Fig 3.3 HHCRO



¹ The obligations under ECO are imposed on holders of supply licences ('suppliers'). For the purpose of this report, we have added the obligations and progress of each supplier within a group of companies ('energy company'). This report shows the overall progress of an energy company towards its overall obligations.

Fig 4) Monthly progress by energy company towards phase 1 & 2 obligations (approved measures)

The charts below show the cumulative monthly progress of energy companies towards their ECO obligations for phases 1 & 2. They are based on approved measures only and do not include excess actions from CERT and CESP. Please note the differing axis scales.

Fig. 4.1 CERO

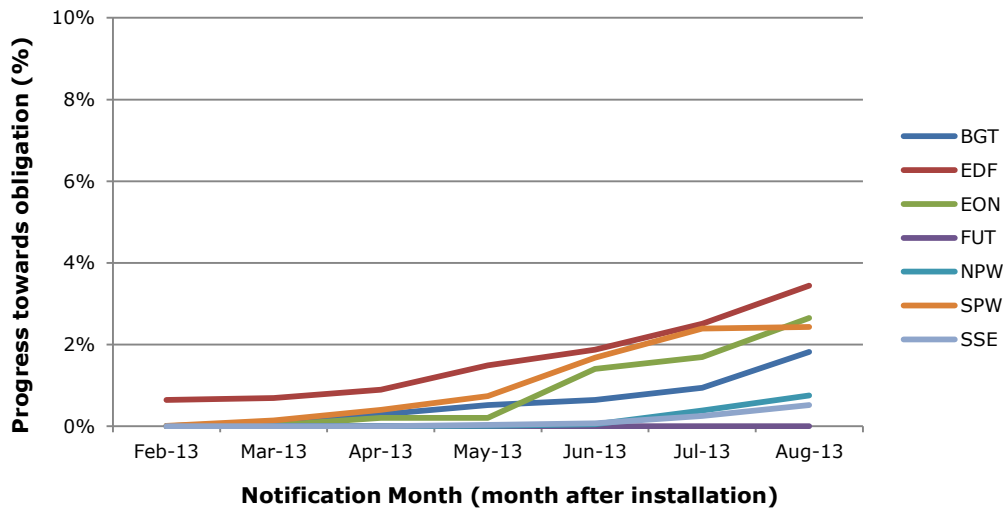


Fig. 4.2 CSCO

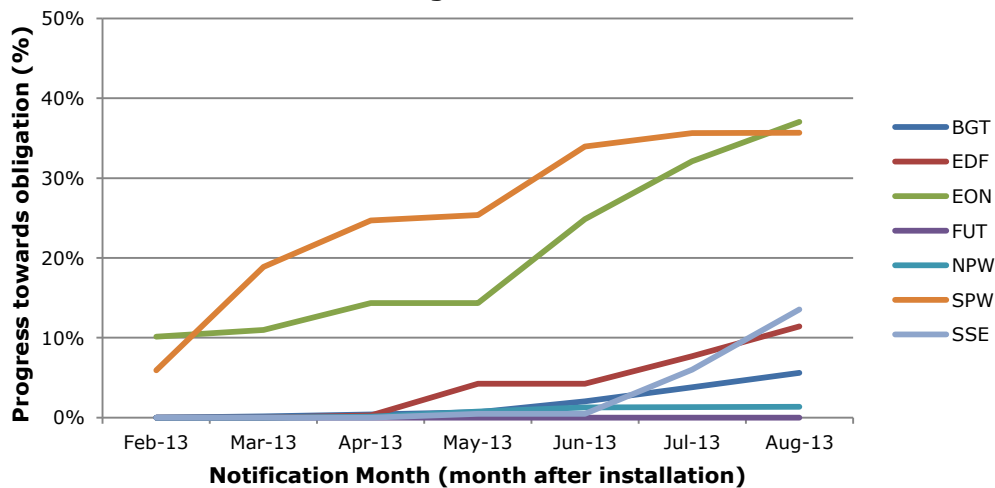


Fig. 4.3 HHCRO

