

The background features a large, stylized white arrow pointing right, overlaid on a blurred image of a gas burner with blue flames. The overall color palette is light blue and white.

Unidentified Gas

Cesar Coelho
Ofgem

Demand Side Working group
20 April 2012

Agenda

- Unidentified Gas
- Allocation of gas and charges
- AUGE process
- AUG Statement tables

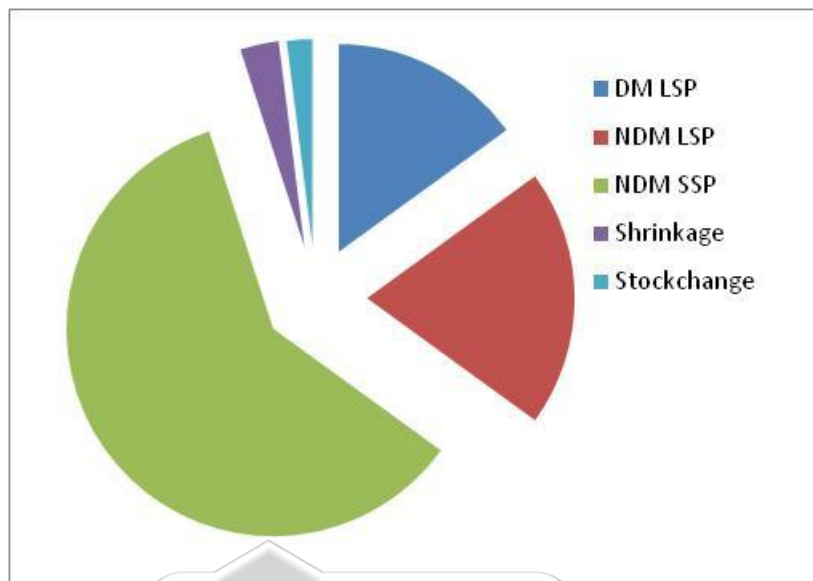


Unidentified Gas

Unidentified gas, also known as Unaccounted for Gas (UAG):

Gas that is supplied to the gas network, but whose use, after correcting for the volume of gas lost in the network (eg due to leakage), cannot be directly attributed to a shipper.


Allocation of gas and charges




**Small Supply Points
subject to RbD
(around 60% of
throughput)**

- DM: Allocation based on meter reads
- NDM allocation based on estimated consumption
 - LSP – reconciled when a new meter read is submitted
 - SSP – reconciled by difference


The AUGE process




By September every year: AUGE determines fixed annual quantity of UAG attributable to the DM LSP, NDM LSP and the SSP sector in the following AUG year (which runs from 1 April to 31 March)




The annual quantity of UAG will be pro-rated for the 12 months of the AUG year



The **monthly quantity of UAG** for the DM LSP sector and for the NDM LSP sector will be **converted into a financial amount** by using the average daily System Average Price (SAP) for the previous month (the reconciliation month)



Each **shipper** with NDM LSP customers will be **allocated a proportion of the NDM LSP financial amount** based on its share of the total volume of gas (based on the sum of AQs for sites in its customer portfolio) in the NDM LSP sector over the reconciliation month



Each **shipper** with DM LSP customers will be **allocated a proportion of the DM LSP financial amount** based on its share of the total volume of gas (based on the sum of AQs for sites in its customer portfolio) in the DM LSP sector over the reconciliation month

AUG Statement, 2011-12 AUG year

- Unidentified Gas Summary (GWh)

Unidentified Gas Source	Aggregate quantity of unidentified gas (GWh)	Unidentified gas quantity (GWh)		
		DM LSPs	NDM LSPs	SSPs
iGT CSEPs	693	0	0	693
Shipperless / Unregistered	704	0	596	108
Meter Errors	17	0	17	0
Theft+Other	4,618	0	374	4,244
Total	6,033	0	988	5,045

- Unidentified Gas Summary (£M)

Unidentified Gas Source	Aggregate estimated cost of unidentified gas (£m)	Unidentified gas costs (£m)		
		DM LSPs	NDM LSPs	SSPs
iGT CSEPs	18.37	0.00	0.00	18.37
Shipperless / Unregistered	18.66	0.00	15.81	2.85
Meter Errors	0.46	0.00	0.46	0.00
Theft+Other	122.37	0.00	9.91	112.46
Total	159.87	0.00	26.18	133.69

The background of the slide is a composite image. On the left, there are rows of solar panels under a bright sun. On the right, a hand is shown holding a white document. In the bottom left corner, a blue gas burner is visible. The overall theme is energy and customer service.

ofgem

Promoting choice and value
for all gas and electricity customers