



Promoting choice and value
for all gas and electricity customers

Offshore Electricity Transmission: A further Joint Ofgem/DECC Regulatory Policy Update

Document type: Annex

Ref: Ofgem (153/08), DECC (URN 08/1369)

Annex 5 - Distribution Code

Overview:

Ofgem and DECC are working together to implement a regulatory regime for offshore electricity transmission networks. The consultation document consults on the licence and industry code changes that will be required to facilitate the implementation of the proposed offshore transmission regime.

This annex is the second consultation on the proposed changes for the Distribution Code.

Introduction

This annex sets out further change proposals for the Distribution Code that have been developed by the chair of the Distribution Code Review Panel for the implementation of the proposed offshore transmission regime.

We welcome views on all aspects of the Distribution Code change proposals in this annex.

We note the dependency between the Distribution Code definition of Great Britain and Schedule 1 of the electricity transmission licence. We plan to review change proposals for the relevant documents in light of any changes proposed to Schedule 1 of the electricity transmission licence. We observe that this review may lead to the withdrawal or amendment of some changes that have been proposed in each of the relevant documents.

Distribution Code change proposals

These change proposals have been developed in light of responses to our June 2008 Policy Update, further development of offshore transmission policy and consideration of practicalities of this matter.

This annex includes:

- A summary of the key differences from our initial approach published in June 2008, and
- The proposed amendments to the relevant document, marked up on a defined baseline version of that relevant document.

The chair of the Distribution Code Review Panel has reviewed Issue 9 of the Distribution Code. Change proposals have been developed for the following parts of the Distribution Code. The chair of the Distribution Code Review Panel did not consider that changes were required to other parts of the Distribution Code to implement the proposed offshore transmission regime. Only those sections of the Distribution Code that contain proposed changes have been published in this annex.

Distribution Code Section	Changes proposed to:
Distribution Glossary and Definitions	Amend definitions to reflect NGET in its role as Offshore Transmission System Operator (OTSO).
Distribution General Conditions	Amend DCRP constitution to reflect NGET in its OTSO role.
Distribution Planning and Connection Code	Amend DPC7 (Requirements for Embedded Generators) to define information required from NGET in its OTSO role.
Distribution Operating Code	Define the information required in

	operational timescales from the OTSO in respect of embedded transmission systems.
Distribution Data Registration Code	Amend the proforma schedules to be used when submitting data to a distribution licensee (or updating a data submission).

We would particularly welcome views on the proposed exclusion of the OTSO from Distribution Operating Codes 8, 9 and 11. We note that it is intended that the requirements in Operating Codes 8, 9 and 11 of the Grid Code should apply in respect of the interface between an offshore transmission system and a distribution system. We are considering whether there is a need to include a specific reference to this intention in the Distribution Code.

Please contact us at offshoretransmission@ofgem.gov.uk if you would like us to send you a word version of any section of this Distribution Code change proposal. Please head your email 'Distribution Code - word version' and clearly state which parts of the Distribution Code you would like us to provide.

Changes made under normal governance

There have been no changes to the Distribution Code under normal governance arrangements from the versions used as the baseline for the offshore transmission change proposal in this Annex 5.

Key differences from our initial draft change proposals published in June 2008

We have made changes to the drafting of the proposed change to the Distribution code that we consider are appropriate for the implementation of the offshore transmission regime that we consider improve clarity. We have made changes from the previous consultation to the following parts of the Distribution Code change proposal:

- Definition of GB Transmission System Demand.
- Definition of Large Power Station.
- Definition of User.
- DPC7.4.3.
- DOC1.4.2.
- DOC2.4.1.
- DDRC6.8.
- DDRC Schedule 5e.

We advise that there are some change marking issues (in respect of duplicate deletion marking for no apparent change) in this Distribution Code change proposal. We note that this is a consequence of links in the baseline Distribution Code text that have not yet been updated to reflect the proposed changes.

We are not proposing changes to the Distribution Introduction or the Guide to the Distribution Code to reflect the proposed offshore transmission regime. We note that these documents do not form part of the Distribution Code.

THE DISTRIBUTION CODE

and

THE GUIDE TO THE DISTRIBUTION CODE

OF LICENSED DISTRIBUTION NETWORK OPERATORS OF GREAT BRITAIN

Issue **9-xx** -- [\[date\]](#)

THE DISTRIBUTION CODE OF GREAT BRITAIN

DOCUMENT CONTENTS

DGD 1.	EXPRESSIONS	3
DGD 2.	CONSTRUCTION OF REFERENCES	16
DIN1	INTERPRETATION	21
DIN2	DISTRIBUTION LICENCE DUTY	21
DIN3	SCOPE	21
DIN4	GENERAL REQUIREMENTS	22
DIN5	CODE RESPONSIBILITIES	22
DIN6	CONFIDENTIALITY	23
DIN7	PUBLICATIONS	23
DGC1	INTRODUCTION	25
DGC2	SCOPE	25
DGC3	UNFORESEEN CIRCUMSTANCES	25
DGC4	THE DISTRIBUTION CODE REVIEW PANEL	25
DGC5	COMMUNICATION BETWEEN THE DNO AND USERS	27
DGC6	DATA AND NOTICES	27
DGC7	OWNERSHIP OF PLANT AND/OR APPARATUS	27
DGC8	SYSTEM CONTROL	27
DGC9	EMERGENCY SITUATIONS	27
DGC10	DISTRIBUTION CODE RESPONSIBILITIES	27
DPC1	GENERAL INTRODUCTION	30
DPC2	OBJECTIVES	34
DPC3	SCOPE	35
DPC4	DESIGN PRINCIPLES AND STANDARDS	36
DPC5	GENERAL REQUIREMENTS FOR CONNECTION	42
DPC6	TECHNICAL REQUIREMENTS FOR CONNECTIONS	46
DPC7	REQUIREMENTS FOR EMBEDDED GENERATORS	49

DPC8	TRANSFER OF PLANNING DATA	58
DOC1	DEMAND FORECASTS	62
	DOC 1 - APPENDIX 1	66
	DOC 1 - APPENDIX 2	67
DOC2	OPERATIONAL PLANNING	68
	DOC 2 - APPENDIX 1	72
	DOC 2 - APPENDIX 2	73
	DOC 2 - APPENDIX 3	74
DOC5	TESTING AND MONITORING	76
DOC6	DEMAND CONTROL	82
DOC7	OPERATIONAL LIAISON	86
DOC8	SAFETY CO-ORDINATION	91
DOC9	CONTINGENCY PLANNING	95
DOC10	OPERATIONAL EVENT REPORTING AND INFORMATION SUPPLY	101
	DOC 10 - APPENDIX 1	104
DOC11	NUMBERING AND NOMENCLATURE OF ELECTRICAL APPARATUS AT OWNERSHIP BOUNDARIES	105
DOC12	SYSTEM TEST	107
DDRC1	INTRODUCTION	113
DDRC2	OBJECTIVE	113
DDRC3	SCOPE	113
DDRC4	DATA CATEGORIES	114
DDRC5	PROCEDURES AND RESPONSIBILITIES	115
DDRC6	DATA TO BE REGISTERED	116
	SCHEDULE 5A	118
	SCHEDULE 5C (I)	121
	SCHEDULE 5C (II)	123
	SCHEDULE 5C (III)	125
	SCHEDULE 5C (IV)	126
	SCHEDULE 5C (V)	127
	SCHEDULE 5D	128

SCHEDULE 5E	130
SCHEDULE 6	132
SCHEDULE 7A	135
SCHEDULE 7B	137
SCHEDULE 7C	139
SCHEDULE 7D	141
SCHEDULE 8	142
SCHEDULE 9	145
GUIDE TO THE DISTRIBUTION CODE OF GREAT BRITAIN	146
1. ELECTRICITY SUPPLY INDUSTRY	147
1.1 GENERATION	147
1.2 TRANSMISSION	147
1.3 DISTRIBUTION	147
1.4 SUPPLY	147
1.5 METERING	148
2 PRINCIPAL ORGANISATIONS	148
3 PRINCIPLES OF AN INTERCONNECTED SYSTEM	148
3.1 GENERAL	148
3.2 DEMAND FORECASTING	149
3.3 SYSTEM SECURITY	149
3.4 INDUSTRY STRUCTURE	149
4 GRID AND DISTRIBUTION CODES	150
5 DISTRIBUTION CODE	150
5.1 GENERAL	150
5.2 DISTRIBUTION CODE REVIEW PANEL	151
5.3 DISTRIBUTION CODE SECTIONS	151
5.4 DISTRIBUTION PLANNING AND CONNECTION CODE	152
5.4.1 Design Principles and Standards (DPC4)	152
5.4.2 Network Statements (DPC4.5)	152
5.4.3 Charges for Information	153
5.4.4 Exchange of Information (DPC5)	153
5.4.5 Embedded Generators (DPC7)	153
5.4.6 Application for Connection Procedures	154
5.4.7 Typical Areas for Discussion	154
5.4.8 Requirement to Offer Terms	155

5.4.9	Right to Reject an Application	155
5.4.10	Information Provided by the DNO	155
5.4.11	Information Required From Users	156
5.4.12	Status of Planning Data	156
5.5	DISTRIBUTION OPERATING CODE	157
5.6	DISTRIBUTION DATA REGISTRATION CODE	158
5.6.1	PROCEDURES AND RESPONSIBILITIES	158
6	CONNECTION TO THE DISTRIBUTION SYSTEM	159
6.1	ELECTRICITY SUPPLIERS	159
6.2	CONNECTION TYPES	159
6.3	CONNECTION AGREEMENTS AND USE OF SYSTEM AGREEMENTS	159
6.4	CONSENTS AND STATUTORY OBLIGATIONS	160
6.5	APPROVAL TO CONNECT	161
6.5.1	Readiness to Connect	161
6.5.2	Confirmation of Approval to Connect	163
7	GOVERNANCE OF TECHNICAL STANDARDS	163
7.1	GENERAL	163
7.2	DISTRIBUTION CODE STANDARDS	163
7.3	OTHER INDUSTRY STANDARDS	163
7.4	INDIVIDUAL DNO'S STANDARDS.	164
FIGURE 1A - GRID CODE & DISTRIBUTION CODE BOUNDARIES (SCOTLAND)		165
FIGURE 1B - GRID CODE & DISTRIBUTION CODE BOUNDARIES (ENGLAND AND WALES)		166
APPENDIX 1 - CATEGORIES OF USERS OF THE DISTRIBUTION SYSTEM		167
APPENDIX 2 – ELECTRICITY SUPPLY INDUSTRY STANDARDS NOT IMPLEMENTED VIA THE DISTRIBUTION CODE BUT HAVING A MATERIAL AFFECT ON USERS		169

-oOo-

The following items do not form part of the approved Distribution Code and are for information only:

- Guidance Note 1
- The Introduction to the Distribution Code, ie DIN1 to DIN 7
- The Guide to the Distribution Code of Great Britain

GUIDANCE NOTE 1

(Dated 01.04.1993 England and Wales Distribution Code

Adopted for the Distribution Code of Great Britain)

ENGINEERING RECOMMENDATION P2/6

The **Distribution Code Review Panel** has reviewed Engineering Recommendation P2/6 and for **Customers** falling within the remit of the **Distribution Code** has agreed that:-

The main section of this document deals with the establishment of recommendations for the security of electricity transmission and distribution systems of network operators. It does not apply to the supply connection of a **Customer**.

Each **Customer** supply connection needs to be considered on its own merits by discussion between the **Customer** and the network operator. The costs of providing a **Customer** supply connection by the network operator will be partly dependent upon the nature of the network operator's electrical system and the location of the **Customer's** premises. It will be for the **Customer** to decide, in negotiations with the network operator, the level of security required for the electricity supply to be provided to the **Customer's** premises. In general, the greater the level of security of supply required by the **Customer**, the greater the capital investment required by the network operator, as a consequence this will require the **Customer** to meet a higher level of supply connection charge.

DISTRIBUTION GLOSSARY AND DEFINITIONS (DGD)

DISTRIBUTION GLOSSARY AND DEFINITIONS (DGD)

DGD 1. EXPRESSIONS

In this **Distribution Code** the following words and expressions shall, unless the subject matter or context otherwise requires or is inconsistent therewith, bear the listed meanings:-

Act	The Electricity Act 1989 (as amended by the Utilities Act 2000 and the Energy Act 2004).
Active Power	The product of voltage and the in-phase component of alternating current measured in units of watts, normally measured in kilowatts (kW) or megawatts (MW).
Annex 1 Standard	A electricity industry national standard that implements Distribution Code requirements and which is listed in Annex 1 of the Distribution Code , and forms part of the Distribution Code .
Annual Average Cold Spell (ACS) Conditions	A particular combination of weather elements that give rise to a level of Peak Demand within a financial year which has a 50% chance of being exceeded as a result of weather variation alone.
Apparatus	All Equipment in which electrical conductors are used, supported or of which they may form a part.
Appendix 2 Standard	A electricity industry national standard that has a material effect on Users but does not implement any Distribution Code requirements and does not form part of the Distribution Code technical requirements. A list of these standards is maintained by the Distribution Code Review Panel as Appendix 2 to the Guide to the Distribution Code.
Authorised Electricity Operator or AEO	Any person (other than the DNO in its capacity as an operator of a Distribution System) who is authorised to generate, participate in the transmission of, distribute or supply electricity.
Authority	The Gas and Electricity Markets Authority established under Section 1 of the Utilities Act 2000.
Average Conditions	That combination of weather elements within a period of timewhich is the average of the observed values of these weather elements during equivalent periods over many years (Sometimes referred to as normal weather).
Balancing and Settlement Code (BSC)	The code of that title as from time to time amended.
Balancing Mechanism	Has the meaning set out in NGC's Transmission Licence .

DISTRIBUTION GLOSSARY AND DEFINITIONS (DGD)

BM Unit	Has the meaning set out in the BSC , except that for the purposes of the Distribution Code the reference to “Party” in the BSC shall be a reference to a User .
BM Participant	A person who is responsible for and controls one or more BM Units or where a CUSC Bilateral Agreement specifies that a User is required to be treated as a BM Participant for the purpose of the Grid Code . For the avoidance of doubt, it does not imply that they must be active in the Balancing Mechanism .
Black Start	The procedure necessary for a recovery from a Total Shutdown or Partial Shutdown .
Black Start Station	A Power Station which is registered pursuant to a CUSC Bilateral Agreement with NGC , as having a Black Start Capability.
CENELEC	European Committee for Electrotechnical Standardisation.
Civil Emergency Direction	Directions given by the Secretary of State to AEOs for the purpose of mitigating the effects of any natural disaster or other emergency which, in the opinion of the Secretary of State , is or may be likely to disrupt electricity supplies.
Committed Project Planning Data	Data relating to a User Development once the offer for a Connection Agreement is accepted.
Connection Agreement	An agreement between the DNO and the User or any Customer setting out the terms relating to a connection with the DNO’s Distribution System (excluding any CUSC Bilateral Agreement) such agreement with the Transmission Licensee .
Connection Point	An Entry Point or an Exit Point of the Distribution System as the case may be.
Control Centre	A location used for the purpose of control and operation of all, or of part of a Distribution System , GB Transmission System or the System of a User .
Control Person	A person who has been nominated by an appropriate officer of the DNO , Transmission Licensee or a User to be responsible for controlling and co-ordinating safety activities necessary to achieve Safety From The System .
Control Phase	The period 0-24 hours inclusive ahead of real time operation. The Control Phase follows on from the Programming Phase and covers the period down to real time.
CUSC	Has the meaning set out in NGC’s Transmission Licence
CUSC Bilateral Agreement	An agreement pursuant to the CUSC Framework Agreement made between NGC and a User of the GB Transmission System .

DISTRIBUTION GLOSSARY AND DEFINITIONS (DGD)

CUSC Disputes Resolution Procedure	The procedure described in CUSC relating to disputes resolution.
CUSC Framework Agreement	Has the meaning set out in NGC's Transmission Licence .
Customer	Any person supplied or entitled to be supplied with electricity at any premises within Great Britain but shall not include any Authorised Electricity Operator in its capacity as such.
Customer With Own Generation or CWOOG	A Customer with one or more Generation Sets connected to the Customer's System , providing all or part of the Customer's electricity requirements, and which may use the DNO's Distribution System for the transport of any surplus of electricity being exported.
DC Converter	Any Apparatus used to convert alternating current electricity to direct current electricity, or vice versa. A DC Converter is a standalone operative configuration at a single site comprising one or more converter bridges, together with one or more converter transformers, converter control equipment, essential protective and switching devices and auxiliaries, if any, used for conversion. In a bipolar arrangement, a DC Converter represents the bipolar configuration.
DNO's Distribution System	The System consisting (wholly or mainly) of electric lines owned or operated by the DNO and used for the distribution of electricity between the Grid Supply Points or Generation Sets or other Entry Points to the points of delivery to Customers or Authorised Electricity Operators , or any Transmission Licensee within Great Britain in its capacity as operator of the licensee's Transmission System or the GB Transmission System and includes any Remote Transmission Assets (owned by a Transmission Licensee within Great Britain), operated by the DNO and any electrical plant and meters and metering equipment owned or operated by the DNO in connection with the distribution of electricity, but shall not include any part of the GB Transmission System .
Decimal Week	The week numbering system where week 1 commences in the first week of January on a date as advised by the DNO .
Demand	The demand of MW or MVA _r of electricity (ie both Active Power and Reactive Power respectively) unless otherwise stated.

DISTRIBUTION GLOSSARY AND DEFINITIONS (DGD)

Demand Control	Any or all of the following methods of achieving a Demand reduction: (a) Customer voltage reduction initiated by the DNO (other than following an instruction from NGC); (b) Customer Demand reduction by disconnection initiated by the DNO (other than following an instruction from NGC); (c) Demand reduction instructed by NGC ; (d) automatic low frequency Demand disconnection; (e) emergency manual Demand disconnection
Demand Control Notification Level	The level above which the DNO has to notify NGC of its proposed or achieved use of Demand Control which is 12 MW in England and Wales and 5 MW in Scotland.
Detailed Planning Data (DPD)	Detailed additional data which the DNO requires under the Distribution Planning and Connection Code in support of Standard Planning Data .
Distribution Business	The authorised business of the DNO or any affiliate or related undertaking of the DNO (whether the business is undertaken by the DNO or another licence holder), comprising: (a) the distribution of electricity through the DNO's Distribution System , including any business in providing connections to such System ; and (b) the provision of Distributor Metering and Data Services as defined in the Distribution Licence .
Distribution Code	A code required to be prepared by a DNO pursuant to condition 9 (Distribution Code) of a Distribution Licence and approved by the Authority as revised from time to time with the approval of, or by the direction of, the Authority .
Distribution Code Review Panel or Panel	The standing body established under the Distribution Glossary and Definitions .
Distribution Data Registration Code	That portion of the Distribution Code which is identified as the Distribution Data Registration Code .
Distribution General Conditions or DGC	That portion of the Distribution Code which is identified as the Distribution Glossary and Definitions .
Distribution Glossary and Definitions	That portion of the Distribution Code which is identified as the Distribution Glossary and Definitions .
Distribution Introduction (DIN)	That portion of the Distribution Code which is identified as the Distribution Introduction .
Distribution Licence	A distribution licence granted under Section 6(1)(c) of the Act .
Distribution Network Operator (DNO)	The person or legal entity named in Part 1 of the Distribution Licence and any permitted legal assigns or successors in title of the named party.

DISTRIBUTION GLOSSARY AND DEFINITIONS (DGD)

Distribution Operating Code (DOC)	That portion of the Distribution Code which is identified as the Distribution Operating Code .
Distribution Planning and Connection Code (DPC)	That portion of the Distribution Code which is identified as the Distribution Planning and Connection Code .
Distribution System	The electrical network operated by an Other Authorised Distributor .
Distribution Use of System Agreement	The standard form of agreement of that name, as amended from time to time.
Earthing Device	A means of providing a connection between an Isolated conductor and earth.
Electricity Safety, Quality and Continuity Regulations (ESQCR)	The statutory instrument entitled The Electricity Safety, Quality and Continuity Regulations 2002 as amended from time to time and including any further statutory instruments issued under the Act in relation to the distribution of electricity.
Embedded	Having a direct electrical connection to a Distribution System .
Embedded Generator	A Generator including a Customer With Own Generation whose Generation Sets are directly connected to the DNO's Distribution System or to an Other Authorised Distributor connected to the DNO's Distribution System . <u>The definition of Embedded Generator also includes the OTSO in relation to any Embedded Transmission System.</u>
<u>Embedded Transmisison Licensee</u>	<u>Offshore Transmission Licensee for an Embedded Transmission System.</u>
<u>Embedded Transmission System</u>	<u>An Offshore Transmission System directly connected to the DNO's Distribution System or to an Other Authorised Distributor connected to the DNO's Distribution System.</u>
Entry Point	The point at which an Embedded Generator or other Users connect to the DNO's Distribution System where power flows into the DNO's Distribution System under normal circumstances.
Equipment	Plant and/or Apparatus .
Electricity Supply Industry (ESI)	Electricity Supply Industry.
Event	An unscheduled or unplanned (although it may be anticipated) occurrence on or relating to a System including, without limiting that general description, faults, incidents and breakdowns and adverse weather conditions being experienced.

DISTRIBUTION GLOSSARY AND DEFINITIONS (DGD)

Exit Point	The point of supply from the DNO's Distribution System to a User where power flows out from the DNO's Distribution System under normal circumstances.
External Interconnection	A connection to a party outside the Total System .
Fault Level	Prospective current that would flow into a short circuit at a stated point in the System and which may be expressed in kA or, if referred to a particular voltage, in MVA.
Feasibility Project Planning Data	Data relating to a proposed User Development until such time that the User applies for a Connection Agreement .
Frequency	The number of alternating current cycles per second (expressed in Hertz) at which a System is running.
Fuel Security Code	The document of that title designated as such by the Secretary of State , as from time to time amended.
Gas and Electricity Consumer Council	The body established under section 2 of the Utilities Act 2000.
GB System Operator or GBSO	Onshore GB Transmission System Operator and designate GB System Operator for Offshore Transmission System.
GB Transmission System	<u>The Onshore Transmission System and Offshore Transmission System . The system consisting (wholly or mainly) of high voltage electric lines owned or operated by NGC and used for the transmission of electricity from one Power Station to a sub-station or to another Power Station or between sub-stations or to or from any External Interconnection, and includes any Plant and Apparatus and meters owned or operated by NGC in connection with the transmission of electricity but does not include any Remote Transmission Assets.</u>
GB Transmission System Demand	<p>The amount of electricity supplied from the Grid Supply Points plus:-</p> <ul style="list-style-type: none"> • <u>that supplied by Embedded Large Power Stations, and</u> • <u>that supplied by Embedded Transmission Systems, and</u> • exports from the GB Transmission System across External Interconnections, and • GB Transmission System losses, and, for the purposes of this definition, includes the Demand taken by Station Transformers and Pumped Storage Units. <p><u>(Note: Offshore Demand will only include that from Offshore Power Stations)</u></p>
Generating Plant	A Power Station including any Generation Set therein.
Generating Plant Output	That portion of the output of Generating Plant which is contributing to meeting Demand .
Generation Set	Any Apparatus which produces electricity.

DISTRIBUTION GLOSSARY AND DEFINITIONS (DGD)

Generator	<p>A person who generates electricity under licence or exemption under the Act.</p> <p>A person who has connected a Generation Set(s) in accordance with Item 14 DGD Engineering Recommendation G83/1 (“Recommendations For The Connection Of Small-Scale Embedded Generators (Up To 16 A Per Phase) in Parallel With Public Low-Voltage Distribution Networks”) and where this is (are) their only Generation Set(s), is not classed as a Generator for the purpose of this Distribution Code.</p>
Great Britain or GB	Has the meaning set out in Schedule 1 of NGC’s Transmission Licence , including all GB onshore territory to the limit of the low tide .
Grid Code	The code which NGC is required to prepare under its Transmission Licence and have approved by the Authority as from time to time revised with the approval of, or by the direction of, the Authority .
Grid Supply Point	Any point at which electricity is delivered from the GB Transmission System to the DNO’s Distribution System .
High Voltage (HV)	A voltage exceeding 1000 Volts.
High Voltage Customer	A Customer connected to a part of the Distribution System which is operating at HV .
Implementing Control Person	Pursuant to DOC8, the person implementing Safety Precautions at an Operational Boundary.
Individual DNO Standard	A standard adopted by an individual DNO and which is published as such by an individual DNO and that has a material effect on Users .
IEC	International Electrotechnical Commission.
Isolated	Disconnected from associated Plant and Apparatus by an Isolating Device(s) in the isolating position or by adequate physical separation or sufficient gap.
Isolating Device	A device for rendering Plant and Apparatus Isolated .
Joint System Incident	Is an Event occurring on the System or installation, which, in the opinion of the DNO , has or may have a serious and/or widespread effect on the System or installation of another.

DISTRIBUTION GLOSSARY AND DEFINITIONS (DGD)

Large Power Station	<p>A Power Station which is connected to a System notionally connected to a Grid Supply Point in;</p> <ol style="list-style-type: none">NGC's Transmission Area with a Registered Capacity of 100 MW or more;SP Transmission Limited's Transmission Area with a Registered Capacity of 30MW or more;Scottish Hydro-Electric Transmission Limited's Transmission Area with a Registered Capacity of 10MW or more.
Limited Frequency Sensitive Mode	A mode whereby the operation of a Generation Set is Frequency insensitive except when the System Frequency exceeds 50.4Hz, from which point Limited High Frequency Response must be provided.
Limited High Frequency Response	A response of a Generation Set to an increase in System Frequency above 50.4Hz leading to a reduction in Active Power in accordance with the provisions of Grid Code BC3.7.2 .
Load Managed Area	Has the meaning given to that term in the Distribution Use of System Agreement .
Low Voltage or LV	In relation to alternating current, a voltage exceeding 50 volts but not exceeding 1 000 volts.
Maximum Generation	The additional output obtainable from Generating Plant in excess of Registered Capacity .
Medium Power Station	<p>A Power Station which is connected to a System notionally connected to a Grid Supply Point in NGC's Transmission Area with a Registered Capacity of 50 MW or more but less than 100 MW.</p> <p>For the avoidance of doubt an installation comprising one or more DC Converters with an aggregate capacity of between 50 and 100MW will be classed as a Medium Power Station for the purposes of this Distribution Code.</p>
Meter Operation Code of Practice Agreement	The agreement of that name, as amended from time to time.
Meter Operator	A person, registered with the Registration Authority , appointed by either a Supplier or Customer to provide electricity meter operation services. (This Distribution Code does not place any direct obligation on Meter Operators other than through the appointment by either a Supplier or a Customer .)
Minimum Generation	The minimum output which a Generation Set can reasonably generate as registered under the Distribution Data Registration Code ,

DISTRIBUTION GLOSSARY AND DEFINITIONS (DGD)

NGC	National Grid Electricity Transmission plc.
Normal Operating Frequency	The number of Alternating Current cycles per second, expressed in Hertz at which the System normally operates, ie 50 Hertz.
<u>Offshore Transmission System Operator (OTSO)</u>	<u>The NGC acting as operator of an Offshore Transmission System .</u>
<u>Offshore Transmission Licensee</u>	<u>The holder of a licence granted under Section 6 (1)(b) of the Act excluding NGC, SPT and SHETL.</u>
<u>Offshore Transmission System</u>	<u>Has the meaning set out in the Grid Code.</u>
<u>Onshore Transmission Licensees</u>	<u>NGC, SHETL and SPT</u>
<u>Onshore Transmission System</u>	<u>Has the meaning set out in the Grid Code.</u>
Operation	A scheduled or planned action relating to the operation of the System .
Operation Diagrams	Diagrams which are a schematic representation of the HV Apparatus and the connections to all external circuits at a Connection Point , incorporating its numbering, nomenclature and labelling.
Operational Boundary	The boundary between the Apparatus operated by the DNO or a User and the Apparatus operated by Other Authorised Distributor(s) or other User(s) , as specified in the relevant Site Responsibility Schedule .
Operational Data (OD)	Information to be supplied pursuant to the Distribution Operating Codes and as set out in the Schedules to the DDRC .
Operational Day	The period from 0500 hours on one day to 0500 on the following day.
Operational Effect	Any effect on the Operation of the relevant other System which causes the GB Transmission System or DNO's Distribution System or the System of the other User or Users , as the case may be, to operate (or be at a materially increased risk of operating) differently from the way in which they would or may have operated in the absence of such an effect.
Operational Planning	The procedure set out in Distribution Operating Code DOC2 comprising, through various timescales, the co-ordination of planned outages of Users' Plant and Apparatus .
Operational Planning Phase	The period from 8 weeks to 3 years inclusive ahead of real time operation.

DISTRIBUTION GLOSSARY AND DEFINITIONS (DGD)

Other Authorised Distributor	A User authorised by Licence or exemption to distribute electricity and having a User Distribution System connected to the DNO's Distribution System .
Output Usable or OU	That portion of Registered Capacity which is not unavailable due to a Planned Outage or breakdown.
Ownership Boundary	The electrical boundary between the Equipment owned by one DNO or User and the Equipment owned by another User .
Partial Shutdown	The same as a Total Shutdown except that all generation has ceased in a separated part of the Total System and there is no electricity supply from External Interconnections or other parts of Total System to that part of the Total System and, therefore, that part of the Total System is shutdown with the result that it is not possible for that part of the Total System to begin to function again without NGC's directions relating to a Black Start .
Peak Demand	The highest level of Demand recorded/forecast for a 12-month period, as specified in the relevant sections of the Distribution Code .
Phase (Voltage) Unbalance	The ratio (in percent) between the rms values of the negative sequence component and the positive sequence component of the voltage.
Planned Outage	An outage of Generating Plant or of part of the GB Transmission System or of part of a Distribution System .
Plant	Fixed and movable items used in the generation and/or supply and/or transmission of electricity other than Apparatus .
Power Factor	The ratio of Active Power to apparent power (apparent power being the product of voltage and alternating current measured in volt-amperes and standard multiples thereof, ie VA, kVA, MVA).
Power Island	Generation Sets at an isolated Power Station , together with complementary local Demand . In Scotland a Power Island may include more than one Power Station .
Power Station	An installation comprising one or more Generation Sets (even where sited separately) and/or controlled by the same Generator and which may reasonably be considered as being managed as one Power Station .
Preliminary Project Planning Data	Data relating to a proposed User Development at the time the User applies for a Connection Agreement but before an offer is made.
Programming Phase	The period between the Operational Planning Phase and the Control Phase . It starts at the 8 weeks ahead stage and finishes at 17:00 on the day ahead of real time

DISTRIBUTION GLOSSARY AND DEFINITIONS (DGD)

Protection	The provisions for detecting abnormal conditions in a System and initiating fault clearance or actuating signals or indications.
Qualifying Standard	Electrical standards in use by DNOs and included in the Distribution Code Review Panel's governance procedures, and falling into one of the categories below: <ul style="list-style-type: none"> i. Annex 1 Standard ii. Appendix 2 Standard iii. Individual DNO Standard
Reactive Power	The product of voltage and current and the sine of the phase angle between them which is normally measured in kilovar (kVAr) or megavar (MVar).
Registered Capacity	The normal full load capacity of a Generation Set as declared by the Generator less the MW consumed when producing the same. For a Customer With Own Generation this will relate to the level of output he expects to export to the DNO's Distribution System .
Registered Data	Data referred to in the schedules to the Distribution Data Registration Code .
Remote Transmission Assets.	Any Plant and Apparatus or meters owned by NGC which: <ul style="list-style-type: none"> a) are Embedded in the DNO's Distribution System and which are not directly connected by Plant and/or Apparatus owned by NGC to a sub-station owned by NGC; and b) are by agreement between NGC and the DNO operated under the direction and control of the DNO.
Requesting Control Person	Pursuant to DOC8, the person requesting Safety Precautions at an Operational Boundary .
Safety From The System	That condition which safeguards persons working on or testing Apparatus from the dangers which are inherent in working on items of Apparatus which are used separately or in combination in any process associated with the generation, transmission or distribution of electricity.
Safety Management System	The procedure adopted by the DNO or a User to ensure the safe Operation of the System and the safety of personnel required to work on that System .
Safety Precautions	The procedures specified within a Safety Management System .
Safety Rules	The rules or procedure of the DNO or a User to ensure Safety From The System .
Scheduling	The procedure for determining intended usage of Generating Plant .

DISTRIBUTION GLOSSARY AND DEFINITIONS (DGD)

Secretary of State	Has the same meaning as in the Act .
<u>SHETL</u>	<u>Scottish Hydro-Electric Transmission Limited</u>
Significant Incident	An Event on the Transmission System or DNO's Distribution System or in a User's System which has or may have a significant effect on the System of others.
Site Responsibility Schedule	A schedule defining the ownership, operation and maintenance responsibility of Plant and Apparatus at a Connection Point of the DNO .
Small Power Station	A Power Station which is connected to a System notionally connected to a Grid Supply Point in: <ol style="list-style-type: none"> NGC's Transmission Area with a Registered Capacity of less than 50MW; SP Transmission Limited's Transmission Area with a Registered Capacity of less than 30MW; Scottish Hydro-Electric Transmission Limited's Transmission Area with a Registered Capacity of less than 10 MW.
<u>SPT</u>	<u>Scottish Power Transmission Limited</u>
Standard Planning Data (SPD)	General information required by the DNO under the Distribution Planning Code .
Standby	The supply of electricity by a Supplier to a Customer on a periodic or intermittent basis to make good any shortfall between the Customer's total supply requirements and that met by his own generation.
Superimposed Signals	Those electrical signals present on a Distribution System for the purposes of information transfer.
Supplier	(a) A person supplying electricity under an Electricity Supply Licence; or (b) A person supplying electricity under exemption under the Act ; in each case acting in its capacity as a supplier of electricity to Customers in Great Britain .
Supply Agreement	An agreement for the supply of electricity made between a Supplier and a consumer of electricity.
System	An electrical network running at various voltages.
System Control	The administrative and other arrangements established to maintain as far as possible the proper safety and security of the System .
System Incident Centre	A centre set up by the DNO pursuant to the declaration of a Joint System Incident , under DOC 9, to assume control of the incident.

DISTRIBUTION GLOSSARY AND DEFINITIONS (DGD)

System Stability	The state of the System whereby predicted changes in load and generation can be accommodated without any detrimental effect on the System .
System Test	That test or tests which involve simulating conditions or the controlled application of irregular, unusual or extreme conditions on the Total System or any part of it, but not including routine testing, commissioning or recommissioning tests.
Test Coordinator	A suitably qualified person appointed to coordinate System Test pursuant to DOC12.
Test Panel	A panel, the composition of which is detailed in DOC12, and which will be responsible for formulating System Test proposals and submitting a test programme.
Top - Up	The supply of electricity by any Supplier to the Customer on a continuing or regular basis to make good any shortfall between the Customer's total supply requirements and that met from other sources.
Total Shutdown	The situation existing when all generation has ceased and there is no electricity supply from External Interconnections and therefore the Total System has shutdown with the result that it is not possible for the Total System to begin to function again without NGC's directions relating to a Black Start .
Total System	The GB Transmission System and all Systems of Users of this GB Transmission System in Great Britain .
Transmission Licence	The licence granted under Section 6(1)(b) of the Act.
Transmission Licensee	<u>Means Any Onshore Transmission Licensee or Offshore Transmission Licensee</u> the holder for the time being of a Transmission Licensee.
Transmission System	Has the same meaning as the term "licensee's transmission system" in the Transmission Licence of a Transmission Licensee .
Unmetered Supply	A supply of electricity to premises which is not, for the purposes of calculating charges for electricity supplied to the Customer at such premises, measured by metering equipment.
User	A term used in various sections of the Distribution Code to refer to the persons using the DNO's Distribution System , more particularly identified in each section of the Distribution Code , <u>including for the avoidance of doubt the OTSO for Embedded Transmission Systems.</u> but excluding a Transmission Licensee in its capacity as such.

DISTRIBUTION GLOSSARY AND DEFINITIONS (DGD)

User Development	Either a User's Plant and/or Apparatus to be connected to the DNO's Distribution System , or a modification relating to a User's Plant and/or Apparatus already connected to the DNO's Distribution System , or a proposed new connection or modification to the connection within the User's System .
Voltage Reduction	The method to temporarily control Demand by reduction of System voltage.
Weekly Average Cold Spell (ACS) Condition	That particular combination of weather elements that gives rise to a level of Peak Demand within a week, taken to commence on a Monday and end on a Sunday, which has a particular chance of being exceeded as a result of weather variation alone. This particular chance is determined such that the combined probabilities of Demand in all weeks of the year exceeding the annual Peak Demand under Annual ACS Conditions is 50%, and in the week of maximum risk the weekly Peak Demand under Weekly ACS Conditions is equal to the annual Peak Demand under Annual ACS Conditions .

DGD 2. CONSTRUCTION OF REFERENCES

In this **Distribution Code**:-

- (i) The Table of contents, the Guide and headings are inserted for convenience only and shall be ignored in construing the **Distribution Code**.
- (ii) Unless the context otherwise requires, all references to a particular paragraph, sub-paragraph, Annex, Appendix or Schedule shall be a reference to that paragraph, sub-paragraph, Annex, Appendix or Schedule in or to that part of the **Distribution Code** in which the reference is made.
- (iii) Unless the context otherwise requires the singular shall include the plural and vice versa, references to any gender shall include any individual, body corporate, unincorporated association, firm or partnership and any other legal entity.
- (iv) References to the words “include” or “including” are to be construed without limitation to the generality of the preceding words.
- (v) Unless there is something in the subject matter or the context which is inconsistent therewith, any reference to an Act of Parliament or any Section of or Schedule to, or other provision of an Act of Parliament shall be construed at the particular time, as including a reference to any modification, extension or re-enactment thereof then in force and to all instruments, orders and regulations then in force and made or deriving validity from the relevant Act of Parliament.

DISTRIBUTION GLOSSARY AND DEFINITIONS (DGD)

- (vi) References to “in writing” or “written” include typewriting, printing, lithography and other modes of reproducing words in a legible and non-transitory form and, except where otherwise stated, includes suitable means of electronic transfer, such as electronic mail. In all cases the form of notification and the nominated persons or departments and addresses of the sender and recipient of the data or information shall be agreed by the **DNO** and **User** and the sender shall be able to confirm receipt of the information by the recipient. In the case of electronic transfer the sender and recipient shall be able to reproduce the information in non-transitory form.
- (vii) Where the **Distribution Glossary and Definitions** refers to any word or term which is more particularly defined in a part of the **Distribution Code**, the definition in that part of the **Distribution Code** will prevail over the definition in the **Distribution Glossary and Definitions** in the event of any inconsistency.
- (viii) A cross reference to another document or part of the **Distribution Code** shall not of itself impose any additional or further or co-existent right in the part of the text where such cross-reference is contained.
- (ix) Nothing in the **Distribution Code** is intended to or shall derogate from the **DNO’s** statutory or licence obligations.

ANNEX 1

(This Annex forms part of the **Distribution Code** technical requirements)

Distribution Glossary and Definitions

Distribution Code REQUIREMENTS IMPLEMENTED VIA ELECTRICITY SUPPLY INDUSTRY STANDARDS Copies of the Engineering Recommendations and Technical Specifications are available from the Energy Networks Association, 18 Stanhope Place, London, W2 2HH, www.energynetworks.org. A copy of Engineering Memorandum 7907 is available from Scottish Hydro Electric Power Distribution Ltd on request.

- 1 **Engineering Recommendation G5/4-1**
Planning levels for harmonic voltage distortion and the connection of non-linear equipment to transmission and distribution systems in the United Kingdom.
- 2 **Engineering Recommendation G12/3**
Requirements for the application of protective multiple earthing to low voltage networks.
- 3 **Engineering Recommendation G59/1**
Recommendation for the connection of private generating plant to the Public Electricity Suppliers' distribution systems.
- 4 **Engineering Recommendation G75/1**
Recommendations for the connection of embedded generating plant to public distribution systems above 20kV or with outputs over 5MW.
- 5 (a) **Engineering Recommendation P2/6**
 Security of Supply.
 (b) **EM7907**
 Distribution planning standards of voltage and of security of supply. (Parts of Scottish Hydro Electric Power Distribution Ltd Area)
- 6 **Engineering Recommendation P14**
Preferred switchgear ratings.
- 7 **Engineering Recommendation P24**
AC traction supplies to British Rail.
- 8 **Engineering Recommendation P25**
The short circuit characteristics of electricity boards low voltage distribution networks and the co-ordination of overcurrent protective devices on 230V single phase supplies up to 100A.
- 9 **Engineering Recommendation P26/1**
The estimation of the maximum prospective short circuit current for three phase 415V supplies.
- 10 **Engineering Recommendation P28**
Planning limits for voltage fluctuations caused by industrial, commercial and domestic equipment in the United Kingdom.

ANNEX 1

- 11 **Engineering Recommendation P29**
Planning limits for voltage unbalance in the United Kingdom for 132kV and below.
- 12 **Technical Specification 41-24**
Guidance for the design, installation, testing and maintenance of main earthing systems in substations
- 13 **Engineering Recommendation S34**
A guide for assessing the rise of earth potential at substation sites.
- 14 **Engineering Recommendation G83/1-1**
Recommendations For The Connection Of Small-Scale Embedded Generators (Up To 16 A Per Phase) In Parallel With Public Low-Voltage Distribution Networks.

DISTRIBUTION CODE INTRODUCTION (DIN)

DISTRIBUTION INTRODUCTION (DIN)

DIN1 INTERPRETATION

- DIN1.1 This **Distribution Code** has been prepared by the **DNOs**. Words and expressions printed in bold type are listed in the **Distribution Glossary and Definitions**.
- DIN1.2 The **DNO**, unless indicated otherwise, shall be construed as acting in its **Distribution Business** capacity.

DIN2 DISTRIBUTION LICENCE DUTY

- DIN2.1 The **Distribution Licence** (Condition 9) requires the **DNO** in consultation with **Authorised Electricity Operators** liable to be materially affected thereby to prepare and at all times have in force and implement and comply with a **Distribution Code** which:
- (a) Covers all material technical aspects relating to connections to and the operation and use of the **DNO's Distribution System** and the operation of electric lines and electrical **Plant** and **Apparatus** connected to the **DNO's Distribution System**. The **Distribution System** of any **Other Authorised Distributor** shall comply with the **Distribution Code** at the point of connection with the **DNO's Distribution System**.
 - (b) Is designed so as to:
 - (i) Permit the development, maintenance, and operation of an efficient, coordinated and economical **System** for the distribution of electricity.
 - (ii) Facilitate competition in the generation and supply of electricity.
- DIN2.2 The **Distribution Code** is in the same form for all **Users** of the same category. In drawing up and implementing the **Distribution Code**, the **Distribution Licence** requires that the **DNO** shall not discriminate against or prefer:
- (a) any one or any group of persons, or
 - (b) the **DNO** in the conduct of any business other than the **Distribution Business**, in favour of or against any one other or any other group of persons.
- DIN2.3 It is also a requirement of the **Distribution Licence** that the **DNO** shall comply with the provisions of the **Grid Code** so far as applicable to the licensed business, and the **Distribution Code** is designed to ensure that these obligations can be met by the **DNO**.

DIN3 SCOPE

The **Distribution Code** shall be complied with by the **DNO** and by potential and existing **Generators**, [the OTSO](#), **Suppliers** and **Customers** connected to or seeking connection to the **DNO's Distribution System** being referred to as **Users** as expressly defined in the various parts of the **Distribution Code**.

DISTRIBUTION INTRODUCTION (DIN)

DIN4 GENERAL REQUIREMENTS

DIN4.1 The **Distribution Code** contains procedures to permit equitable management of day to day technical situations in the Electricity Supply Industry, taking account of a wide range of operational conditions likely to be encountered under both normal and exceptional circumstances. It is nevertheless necessary to recognise that the **Distribution Code** cannot predict and address all possible operational situations. **Users** must therefore understand and accept that the **DNO**, in such unforeseen circumstances, will be required, in the course of the reasonable and prudent discharge of its responsibilities, to act in pursuance of any one or any combination of the following “General Requirements”:

- (a) The need to preserve or restore the integrity of the **DNO’s Distribution System** or the **GB Transmission System**.
- (b) The compliance by the **DNO** with its **Distribution Licence** obligations.
- (c) The compliance by others with obligations imposed by Licences issued under the **Act**.
- (d) The avoidance of breakdown, separation or collapse (total or partial) of the **DNO’s Distribution System** or the **GB Transmission System** or the **Total System**.
- (e) The preservation of safety under all circumstances, including the prevention of personal injury.
- (f) The prevention of damage to **Plant** and/or **Apparatus**.
- (g) The achievement of objectives specifically identified in the **Distribution Code**.
- (h) The compliance by the **DNO** with the **Grid Code**.
 - (i) In the absence of an applicable provision of the **Distribution Code** or any of these General Requirements:
 - (i) The application of a policy aimed at the equitable sharing amongst **User** of any temporary restriction that might be necessary in exceptional circumstances, and
 - (ii) The application of then current industry practice.

DIN4.2 **Users** shall provide such reasonable co-operation and assistance as the **DNO** may reasonably request in pursuance of the above General Requirements.

DIN5 CODE RESPONSIBILITIES

DIN5.1 The **Distribution Code** sets out procedures and principles governing the **DNO’s** relationship with all **Users** of the **DNO’s Distribution System**.

DISTRIBUTION INTRODUCTION (DIN)

DIN5.2 The **DNO** and all **Users** have a duty under this **Distribution Code** to provide such information and resources as are necessary to facilitate compliance with and implementation of the **Distribution Code**. The **DNO** can only plan and operate the **DNO's Distribution System** and provide information for the planning and operation of the **GB Transmission System**, having regard to the requirements which **Users** have informed the **DNO** they wish to make of the **DNO's Distribution System**. The **DNO** must be able to rely upon the information which **Users** have supplied to it and will not be held responsible for any consequences which arise from its reasonable and prudent actions on the basis of such information supplied by any **User** or **Users**.

DIN6 CONFIDENTIALITY

The **Distribution Code** contains procedures under which the **DNO's Distribution Business**, in pursuance of its obligation as a **DNO**, will receive information from **Users** relating to the intentions of such **Users**. The **DNO** shall not, except in pursuance of specific requirements of the **Distribution Code**, disclose such information to any **User** or other person without the prior written consent of the provider of the information, subject to the requirements of the **Distribution Licence** (Condition 39).

DIN7 PUBLICATIONS

The **Distribution Code** contains references to various Electricity Supply Industry publications which provide guidance on planning and design criteria. A list of the publications referred to is included as an Annex 1 to the **Distribution Code**.

DISTRIBUTION GENERAL CONDITIONS (**DGC**)

DISTRIBUTION GENERAL CONDITIONS (DGC)

DGC1 INTRODUCTION

The **Distribution Glossary and Definitions** apply to all provisions of the **Distribution Code**. Their objective is to ensure, to the extent possible, that various sections of the **Distribution Code** work together and work in practice for the benefit of all **Users**.

DGC2 SCOPE

The **Distribution Glossary and Definitions** apply to the **DNO** and to all **Users**.

DGC3 UNFORESEEN CIRCUMSTANCES

If circumstances not envisaged by the provisions of the **Distribution Code** should arise, the **DNO** shall, to the extent reasonably practicable in the circumstances, consult promptly and in good faith with all affected **Users** in an effort to reach agreement as to what should be done. If agreement between the **DNO** and those **Users** cannot be reached in the time available, the **DNO** shall determine what is to be done.

Wherever the **DNO** makes a determination, it shall do so having regard, wherever possible, to the views expressed by **Users** and, in any event, to what is reasonable in all the circumstances. Each **User** shall comply with all instructions given to it by the **DNO** following such a determination provided that the instructions are consistent with the then current technical parameters of the particular **User's System** registered under the **Distribution Code**. The **DNO** shall promptly refer all such unforeseen circumstances and any such determination to the **Distribution Code Review Panel** for consideration in accordance with DGC4.2(e).

DGC4 THE DISTRIBUTION CODE REVIEW PANEL

DGC4.1 The **DNOs** shall establish and maintain the **Panel**, which shall be a standing body, to carry out the functions referred to in paragraph DGC4.2.

DGC4.2 The **Panel** shall:-

- (a) Keep the **Distribution Code** and its working under review, including any necessary requirements for maintaining variations for Scotland and England and Wales;
- (b) to minimize the necessary differences in the treatment of issues in Scotland from their treatment in England and Wales;
- (c) review all suggestions for amendments to the **Distribution Code** which the **Authority** or any **User** may wish to submit to a **DNO** for consideration by the **Panel** from time to time;
- (d) publish recommendations as to amendments to the **Distribution Code** that a **DNO** or the **Panel** feels are necessary or desirable and the reasons for the recommendations;
- (e) issue guidance in relation to the **Distribution Code** and its implementation, performance and interpretation when asked to do so by any **User**; and

DISTRIBUTION GENERAL CONDITIONS (DGC)

- (f) consider what changes are necessary to the **Distribution Code** arising out of any unforeseen circumstances referred to it by the **DNO** under DGC3.
- (g) to produce an Annual Report of the activities of the **Panel**; and
- (h) to establish and maintain governance arrangements for **Qualifying Standards** that have a material effect on **Users** of the **Distribution System**. The governance arrangements for **Qualifying Standards** shall be set out in the Constitution and Rules and procedures of the **Panel** established under DGC4.4. The **Panel** shall co-ordinate the development of **Qualifying Standards** with the Grid Code Review Panels where appropriate.

DGC4.3 The **Panel** shall consist of:-

- (a) A Chairman and up to 4 members appointed by the **DNOs**, at least one of whom will have an England and Wales **DNO** interest and be a member of the Grid Code Review Panel and at least one of whom will have a Scottish **DNO** interest and be a member of the Grid Code Review Panel;
- (b) a person appointed by the **Authority**;
- (c) the following members:-
 - (i) 2 persons representing [onshore Generators](#) with **Embedded Generating Plant** who are **BM Participants** and are active (ie submitting bid-offer data) in the **Balancing Mechanism**;
 - (ii) 2 persons representing [onshore Generators](#) with **Embedded Generating Plant** other than those in (i) above; and
 - [\(iii\)](#) 2 persons, other than **Supplier**, representing **Users** without **Generating Plant**;
 - [\(iv\)](#) a person representing the **OTSO**;
 - [\(iii\)\(v\)](#) a person representing **Suppliers**; and
- (d) A person representing customers appointed by the **Gas and Electricity Consumer Council**.

At least one of the **User** representatives identified in DGC4.3(c) above shall represent a **User** of a **DNO's Distribution System** in Scotland.

Each of the above shall be appointed pursuant to the rules issued pursuant to DGC4.4.

DGC4.4 The **Panel** shall establish and comply at all times with its own Constitution and Rules and procedures relating to the conduct of its business, which Constitution Rules and procedures shall be approved by the **Authority** and are set out in the "Constitution and Rules of the **Distribution Code Review Panel**".

DISTRIBUTION GENERAL CONDITIONS (DGC)

DGC4.5 The **DNO** shall consult all **Authorised Electricity Operators** liable to be affected in relation to all proposed amendments to the **Distribution Code** and shall submit all proposed amendments to the **Distribution Code** to the **Panel** for discussion prior to such consultation.

DGC5 COMMUNICATION BETWEEN THE DNO AND USERS

Unless otherwise specified in the **Distribution Code**, the methods of operational communication (other than relating to the submission of data and notices) shall be agreed between the **DNO** and **User** from time to time. The **DNO** shall operate an enquiry service for dealing with incidents on the **DNO's Distribution System** and interruptions in supply.

DGC6 DATA AND NOTICES

DGC6.1 Data and notices to be exchanged between the **DNO** and **User** under the **Distribution Code** (other than data which is the subject of a specific requirement of the **Distribution Code** as to the manner of its delivery) shall be delivered in writing in accordance with DGD2 (vi).

DGC6.2 All data items, where applicable, will be referenced to nominal voltage and **Frequency** unless otherwise stated.

DGC7 OWNERSHIP OF PLANT AND/OR APPARATUS

References in the **Distribution Code** to **Plant** and/or **Apparatus** of a **User** include **Plant** and/or **Apparatus** used by a **User** under an agreement with a third party.

DGC8 SYSTEM CONTROL

Where a **User's System** (or part thereof) is, by agreement, under the control of the **DNO**, then for the purposes of communication and co-ordination in operational timescales the **DNO** can (for those purposes only) treat that **User's System** (or part thereof) as part of the **DNO's Distribution System** but as between the **DNO** and **Users**, it shall remain to be treated as the **User's System** (or part thereof).

DGC9 EMERGENCY SITUATIONS

Users should note that the provisions of the **Distribution Code** may be suspended in whole or in part during a Security Period as more particularly provided for in the **Fuel Security Code**, or in accordance with a **Civil Emergency Direction** issued under a Civil Emergency in accordance with **Distribution Operating Code** DOC9.

DGC10 DISTRIBUTION CODE RESPONSIBILITIES

The **Distribution Code** sets out procedures and principles governing the relationship between the **DNO** and all **Users** of the **DNO's Distribution System**.

DISTRIBUTION PLANNING AND CONNECTION CODE (**DPC**)

DISTRIBUTION PLANNING AND CONNECTION CODE (DPC)

DISTRIBUTION PLANNING AND CONNECTION CODE 1

DPC1 GENERAL INTRODUCTION

- DPC1.1 The **Distribution Planning and Connection Code** specifies the technical and design criteria and the procedures to be applied by the **DNO** in the planning and development of the **DNO's Distribution System** and to be taken into account by **Users**, as defined in DPC3 below, in the planning and development of their own **Systems** insofar as the latter affect the operation and use of the **DNO's Distribution System**. Developments on the **DNO's Distribution System** may have an impact on the **GB Transmission System** and this will be taken into account in the planning and development of the **DNO's Distribution System** and the conditions of the **Grid Code** complied with as appropriate.
- DPC1.2 This **Distribution Planning and Connection Code** also specifies the technical, design and operational criteria which must be complied with by the **Users**, defined in DPC3 below connected to, or seeking connection to the **DNO's Distribution System**, in the planning and development of their **Systems** in so far as they affect the **DNO's Distribution System**.
- DPC1.3 A requirement for reinforcement or extension of the **DNO's Distribution System** or the **GB Transmission System** may arise due to the requirements of a **User** or for a number of other reasons including, but not limited to:
- (a) A development on a **User's System** already connected to the **DNO's Distribution System** as a **User Development**.
 - (b) The introduction of a new **Connection Point** between a **User's System** and the **DNO's Distribution System**.
 - (c) Transient, or steady state stability considerations.
 - (d) The development of an existing, or the connection of a new **Customer**.
 - (e) The cumulative effect of any combination of the above.
- DPC1.4 Accordingly, the reinforcement or extension of the **DNO's Distribution System** or the **GB Transmission System** may involve work:
- (a) At the **Connection Point** between a **User's System** and the **DNO's Distribution System**.
 - (b) On distribution or transmission lines or substations or other facilities which join the **Connection Point** to the remainder of the **DNO's Distribution System** or the **GB Transmission System**
 - (c) At or between points on the **DNO's Distribution System** remote from the **Connection Point**.
- DPC1.5 The time required for the planning and development of the **DNO's Distribution System** and any consequential requirement of the **DNO's** interface with the **GB Transmission System**, will depend on the type and extent of the necessary reinforcement and/or extension work, the need or otherwise to obtain statutory or other consents by all parties, the associated possibility for a public inquiry and the degree of complexity in undertaking the new work whilst maintaining satisfactory security and quality of supply on the **DNO's Distribution System**. The **Distribution Licence** imposes appropriate timescales on the exchange of information between the **DNO** and **Users**.

DISTRIBUTION PLANNING AND CONNECTION CODE (DPC)

DPC1.6 Planning Data

DPC1.6.1 Standard Planning Data

Standard Planning Data is that data first to be provided by a **User** at the time of an application for a **Connection Agreement**. It comprises data, which is expected normally to be sufficient for the **DNO** to investigate the impact on the **DNO's Distribution System** of any **User Development** associated with an application by the **User** for a **Connection Agreement**. The **DNO** will inform **Users** where more detailed information is required.

DPC1.6.2 Detailed Planning Data

Detailed Planning Data comprises additional, more detailed, data not normally expected to be required by the **DNO** to investigate the impact on the **DNO's Distribution System** of any **User Development** associated with an application by the **User** for a **Connection Agreement**.

The **User** may, however, be required by the **DNO** to provide the **Detailed Planning Data** before the **DNO** can make an offer for a **Connection Agreement**. The **DNO** shall only request **Detailed Planning Data** where it considers the provision of such data to be necessary and in such cases the **DNO** shall specify which elements of **Detailed Planning Data** are required.

DPC1.6.3 **Standard Planning Data** and **Detailed Planning Data** requirements are specified for different **User Developments** of different types in DPC5 and DPC7 of this **Distribution Planning and Connection Code** and summarised in the **Distribution Data Registration Code**.

DPC1.6.4 Estimated Data

Where data is not available at the feasibility stage or preliminary stage of a **User Development** then the **User** may provide a reasonable estimate of the data to be requested by the **DNO** and in such cases the data shall be identified as estimated data by the **User**. Estimated data supplied by **Users** in pursuance of this **Distribution Planning and Connection Code** should, where practicable, be replaced by actual validated values prior to connection.

DPC1.6.5 Assumed Data

Where data is not available or has not been provided by the **User** at the feasibility stage or preliminary stage of a **User Development** then the **DNO** may make reasonable assumptions of the data required for assessment of the **User Development** and in such cases the **User** shall be notified of the assumed values adopted. Where the **DNO** has notified the **User** that assumed data has been adopted by the **DNO** in pursuance of this **Distribution Planning and Connection Code** then the **User** should, where practicable provide actual validated values to replace the assumed values prior to connection.

DPC1.7 Status of Planning Data

It is in the interests of all **Users** to initiate early discussion with the **DNO** regarding any proposed **User Development**, which may have an impact on the **DNO's Distribution System**.

DISTRIBUTION PLANNING AND CONNECTION CODE (DPC)

For the purposes of this **Distribution Planning and Connection Code** it is considered that development will consist of four stages: -

(a) Feasibility Project Stage

At this optional stage the **User** will be considering a **User Development**. The **DNO** will be pleased to conduct a short meeting to discuss the **User's** requirements and provide guidance on the likely implications for the **DNO's Distribution System**.

If at this stage the **User** requires further information then the **DNO** will request **Standard Planning Data** from the **User** and provide a feasibility assessment identifying items of significant cost to the extent permitted by the information provided by the **User**. In accordance with the **DNO's** Statement of Charges a charge will be payable by any potential **User** for such an assessment.

At the feasibility project stage a number of iterative studies may be carried out by the **DNO** at the request of the **User** (or by the **User**) to identify opportunities for connection and corresponding costs and technical issues. The **Feasibility Project Data** requested by the **DNO** from the **User** to carry out these feasibility studies may include both **Standard Planning Data** and **Detailed Planning Data** depending on the complexity of the assessment studies required to be carried out by the **DNO**.

(b) Preliminary Project Stage

At this stage the **User** will have submitted an application for a **Connection Agreement**. The **Preliminary Project Planning Data** requested by the **DNO** from the **User** for assessing the connection and costs may include both **Standard Planning Data** and **Detailed Planning Data**.

(c) Committed Project Stage

At this stage a **Connection Agreement** will have been established. The **Committed Project Planning Data** on which the **Connection Agreement** is based may include both **Standard Planning Data** and **Detailed Planning Data**.

(d) Registered Project Stage

At this stage the connection will be physically established. The **Registered Data** for the connection shall include replacements for estimated and assumed values, where practicable, using validated actual values and updated forecasts for future data items.

DPC1.8 Reference is made in the **Distribution Planning and Connection Code** to the **DNO** supplying information or advice to **Users**. For the avoidance of doubt, unless the context otherwise requires, such information or advice will be furnished by the **DNO** upon request by the **User** (whether during the application for connection process or otherwise).

DPC1.9 The provisions of the **Distribution Planning and Connection Code** shall, subject to DPC1.8, be applicable to:

DISTRIBUTION PLANNING AND CONNECTION CODE (DPC)

- (a) All existing connections as at the date of commencement of **DNO's Distribution Licence**.
- (b) All new or modified connections thereafter.

DPC1.10 In considering the approval of existing connections at the date of commencement of its **Distribution Licence**, the **DNO** shall have regard to the fact that previous changes in technical and design standards have not been applied retrospectively in every case, and the **DNO** shall not seek, under the terms of these **Distribution Planning and Connection Code** Conditions, to impose retrospective changes where these had not been required in the past, except where the **DNO** can reasonably demonstrate that significant change has occurred to conditions which existed when the matter was previously considered by the **DNO** or its predecessors.

DISTRIBUTION PLANNING AND CONNECTION CODE (DPC)

DISTRIBUTION PLANNING AND CONNECTION CODE 2

DPC2 OBJECTIVES

The objectives of the Distribution Planning and Connection Code are to:-

- (a) Enable the **DNO's Distribution System** to be planned, designed and constructed to operate economically, securely and safely.
- (b) Facilitate the use of the **DNO's Distribution System** by others and to specify a standard of supply to be provided.
- (c) Establish technical conditions which facilitate the interfacing of **Systems** at points of entry to and exit from the **DNO's Distribution System**.
- (d) Formalise the exchange of **System** planning data.
- (e) Provide sufficient information for a **User** to assess opportunities for connection and to plan and develop his **System** such as to be compatible with the **DNO's Distribution System**.

DISTRIBUTION PLANNING AND CONNECTION CODE (DPC)

DISTRIBUTION PLANNING AND CONNECTION CODE 3

DPC3

SCOPE

- DPC3.1 The **Distribution Planning and Connection Code** specifies the planning, design and connection requirements for **Distribution Systems** owned by the **DNO** and for connections to those **Systems**.
- DPC3.2 The **Users** to whom the **Distribution Planning and Connection Code** applies are those who use or intend to use the **DNO's Distribution System** and comprise the following:-
- (a) **Embedded Generators.**
 - (b) **Suppliers.**
 - (c) **Customers** including those with **Unmetered Supplies** who are connected to the **DNO's Distribution System**.
 - (d) **Other Authorised Distributors** connected to the **DNO's Distribution System**.
 - (e) **Meter Operators** which perform services in respect of **Equipment** connected to the **DNO's Distribution System**.

DISTRIBUTION PLANNING AND CONNECTION CODE (DPC)

DISTRIBUTION PLANNING AND CONNECTION CODE 4

DPC4 DESIGN PRINCIPLES AND STANDARDS

DPC4.1 Introduction

DPC4.1.1 Planning criteria are based on the requirement to comply with statutory requirements, **Distribution Licence** conditions and other obligations placed on the **DNO** and **Users**.

DPC4.1.2 The **DNO** has a duty to develop and maintain an efficient, secure and co-ordinated **System** of electricity supply that is both economical and safe.

DPC4.1.3 **DPC4** sets out current principles and standards to be applied in the design of the **DNO's Distribution System** and any **User** connections to that **System**. Each scheme for reinforcement or modification of the **DNO's Distribution System** is individually designed in the light of economic and technical features associated with the particular **System** limitations under consideration.

DPC4.1.4 Nothing in DPC4 is intended to inhibit design innovation. DPC4 is, therefore, based upon the performance requirements of the **DNO's Distribution System** necessary to meet the above criteria.

DPC4.1.5 The technical and design criteria applied in the planning and development of the **DNO's Distribution System** are listed in Annex 1 to the **Distribution Code**. These standards may be subject to revision from time to time in accordance with the provision of the **Distribution Licence**.

DPC4.2 Standard of Supply

DPC4.2.1 Security

In accordance with the Condition 5 of the **Distribution Licence**, **DNOs** shall plan and develop their **DNO's Distribution Systems** to a standard not less than that set out in DGD Annex 1 Item 5, Engineering Recommendation P2/6 – “Security of Supply” or such other standard of planning as **DNOs** may, with the approval of the **Authority**, adopt from time to time

In accordance with the **Distribution Licence** Scottish Hydro Electric Power Distribution Ltd shall plan and develop its **DNO's Distribution System** in Scotland to a standard set out in EM7907. Engineering Recommendation P2/6 – “Security of Supply” has been modified by Scottish Hydro Electric Power Distribution Ltd as EM7907 and this is accepted by the **Authority**.

DPC4.2.2 Frequency and Voltage

DPC4.2.2.1 The **DNO's Distribution System** and any **User** connections to that **System** shall be designed to enable the **Normal Operating Frequency** and voltages supplied to **Customers** to comply with the **ESQCR**.

DPC4.2.2.2 The **Frequency** of the **DNO's Distribution System** shall be nominally 50 Hz and shall normally be controlled within the limits of 49.5 - 50.5 Hz in accordance with principles outlined in the **ESQCR**.

DISTRIBUTION PLANNING AND CONNECTION CODE (DPC)

DPC4.2.2.3 In exceptional circumstances, **System Frequency** could rise to values of the order of 52 Hz or fall to values of the order of 47 Hz. Sustained operation outwith the range 47 - 52 Hz is not taken into account in the design of **Plant** and **Apparatus**.

DPC4.2.2.4 Any extension or connection to the **DNO's Distribution System** shall be designed in such a way that it does not adversely affect the voltage control employed on the **DNO's Distribution System**. Information on the voltage regulation and control arrangements will be made available by the **DNO** if requested by the **User**.

DPC4.2.3 **Voltage Disturbances and Harmonic Distortion**

Distortion of the **System** voltage waveform, caused by certain types of **Equipment**, may result in annoyance to **Users** of the **DNO's Distribution System** or damage to connected **Apparatus**. In order to limit these effects the following shall apply to **Users'** loads connected to the **DNO's Distribution System**:-

- (a) Voltage fluctuations shall comply with the limits set out in DGD Annex 1, Item 10 Engineering Recommendation P28, "Planning limits for voltage fluctuations caused by industrial, commercial and domestic equipment in the United Kingdom".
- (b) The harmonic content of a load shall comply with the limits set out in DGD Annex 1, Item 1 Engineering Recommendation G5/4-1, "Planning levels for harmonic voltage distortion and the connection of non-linear equipment to transmission and distribution systems in the United Kingdom."
- (c) **Phase (Voltage) Unbalances** shall comply with the levels laid down in DGD Annex 1, Item 11 Engineering Recommendation P29, "Planning limits for voltage unbalance in the United Kingdom for 132kV and below".
- (d) Traction supplies shall comply as appropriate with the requirements of DGD Annex 1, Item 7. Engineering Recommendation P24 "A.C. traction supplies to British Rail".

Under certain circumstances the **DNO** may agree to other limits or levels.

Under fault and circuit switching conditions the rated frequency component of voltage may fall or rise transiently. The fall or rise in voltage will be affected by the method of earthing of the neutral point of the **DNO's Distribution System** and voltage may fall transiently to zero at the point of fault. Sections 2 and 3 of BS EN 50160:1995 'Voltage Characteristics of Electricity Supplied by Public Distribution Systems', as amended from time to time, contain additional details of the variations and disturbances to the voltage which shall be taken into account in selecting **Equipment** from an appropriate specification for installation on or connected to the **System**.

DPC4.2.4 **Auto-reclosing and Single Phase Protection Operation**

In connecting to the **DNO's Distribution System** the **User** should be aware that auto-reclosing or sequential switching features may be in use on the **DNO's Distribution System**. The **DNO** will on request provide details of the auto-reclosing or sequential switching features in order that the **User** may take this into account in the design of the **User System**, including **Protection** arrangements.

DISTRIBUTION PLANNING AND CONNECTION CODE (DPC)

Users should be aware that the **Protection** arrangements on some **Distribution Systems** may cause disconnection of one phase or two phases only of a three phase supply for certain types of fault.

DPC4.3 Design Principles

This section sets out design principles for **Users** (excluding **Generators**, [the OTSO](#) and **Users with Unmetered Supply**), connected at **Low Voltage** and having single phase or three phase supplies protected by fuse(s) or other device(s) rated at 100 amps or less.

DPC4.3.1 Any **User's** installation which complies with the provisions of the Requirements of Electrical Installations BS 7671: 1992 (incorporating Amendment No1. 1994 (AMD 8536)) as amended from time to time, shall be deemed to comply with the requirements of the **Distribution Code** as regards design and safety.

DPC4.3.2 On the request of a **User** the **DNO** will provide such information, as may be reasonably required, on the design and other characteristics of the **DNO's Distribution System**.

Guidance on the short circuit characteristics of the **Low Voltage System** and associated supplies is provided in **Electricity Supply Industry** engineering publications, including Items 8 and 9 in Annex 1 Engineering Recommendation P25, "The short circuit characteristics of electricity board's low voltage distribution networks and the co-ordination of overcurrent protective devices on 230V Single Phase supplies up to 100 Amps", and Engineering Recommendation P26/1, "The estimation of the maximum prospective short circuit current for three phase 415V supplies".

Design practice for protective multiple earthing is detailed in the **Electricity Supply Industry** engineering publications (including Item 2 in Annex 1 Engineering Recommendation G12/3, "Application of protective multiple earthing to low voltage networks") and in the references contained in those publications.

The **DNO's** information requirements are detailed in DPC5.2.1.

DPC4.4 Design Principles for all other Users not included in DPC4.3

DPC4.4.1 Specification of Equipment, Overhead Lines and Underground Cables

(a) The principles of design, manufacture, testing and installation of distribution **Equipment**, overhead lines and underground cables, including quality requirements, shall conform to applicable statutory obligations and shall comply with relevant **CENELEC** standards, **IEC** publications, European and British Standards. Further advice will be made available upon request to the **DNO**.

DISTRIBUTION PLANNING AND CONNECTION CODE (DPC)

- (b) The documents specified in paragraph (a) contain options for purchaser selection which together with other requirements that are necessary to meet **System** design needs, shall be specified so as to provide performances and ratings in line with **Electricity Supply Industry (ESI) Technical Specifications** (some of which are published as **Electricity Supply Industry (ESI) Standards**), **British Electricity Board Specifications**, **Engineering Recommendations** and **Area Chief Engineers (ACE) Reports and Engineering Technical Reports** and **Electricity Supply Industry (ESI) documents** as listed in Annex 1 of the **Distribution Code** or such other specifications as the **DNO** may adopt from time to time by agreement with the **Authority**.
- (c) The specifications of **Equipment**, overhead lines and cables shall be such as to permit **Operation** of the **DNO's Distribution System** within the **Safety Management System** of the **DNO**, details of which will be made available by the **DNO** upon request.
- (d) **Equipment** shall be suitable for use at the operating **Frequency**, within the intended operating voltage range and at the design short-circuit rating of the **DNO's Distribution System** to which it is connected having due regard to fault carrying capabilities and making and breaking duties. In appropriate circumstances, details of the **System** to which connection is to be made will be provided by the **DNO**. Guidance on the short circuit characteristics of the three phase **Low Voltage** system and associated supplies is provided in **Electricity Supply Industry** engineering publications, including Item 9 in DGD Annex 1 Engineering Recommendation P26/1, "The estimation of the maximum prospective short circuit current for three phase 415V supplies".
- (e) Cables, overhead lines, transformers and other **Equipment** shall be operated within the thermal rating conditions contained in the appropriate standards, specifications, and other relevant publications, taking into account the intended use. Such information will be made available by the **DNO** upon request.
- (f) The standards, publications and specifications referred to in paragraphs (a) to (e) above are such standards, publications and specifications current at the time that the **Plant** and/or **Apparatus** was manufactured (and not commissioned) in the case of **Plant** and/or **Apparatus** on the **Total System**, or awaiting use or re-use. If any such **Plant/Apparatus** is subsequently moved to a new location or used in a different way, or for a different purpose, or is otherwise modified then such standards, publications and specifications current at the time that the **Plant** and/or **Apparatus** was manufactured (and not commissioned) will apply provided that in applying such standards, publications and specifications the **Plant** and/or **Apparatus** is reasonably fit for its intended purpose having due regard to the obligations of the **DNO** and the **User** under their respective licences.

DISTRIBUTION PLANNING AND CONNECTION CODE (DPC)

DPC4.4.2 Earthing

- (a) The arrangements for connecting the **DNO's Distribution System** with earth shall be designed to comply with the requirements of the **ESQCR** and relevant European and British Standards. Guidance as to the design of earthing systems is contained in **Electricity Supply Industry (ESI)** engineering publications, including Items 12, and 13 in DGD Annex 1 Technical Specification 41-24, "Guidance for the design, installation, testing and maintenance of main earthing systems in substations" and Engineering Recommendation S.34, "A guide for assessing the rise of earth potential at substation sites".
- (b) The method of earthing of the **DNO's Distribution System**, for example, whether it is connected solidly to earth or through an impedance, shall be advised by the **DNO**. The specification of associated **Equipment** shall meet the voltages which will be imposed on the **Equipment** as a result of the method of earthing.
- (c) Design practice for protective multiple earthing is detailed in the **Electricity Supply Industry (ESI)** engineering publications including Item 2 DGD Annex 1 Engineering Recommendation G12/3, "Application of protective multiple earthing to low voltage networks", and in the references contained in those publications.
- (d) **Users** shall take precautions to limit the occurrence and effects of circulating currents in respect of the neutral points of any interconnected system (eg where there is more than one source of energy.)

DPC4.4.3 Voltage Regulation and Control

Any extension or connection to the **DNO's Distribution System** shall be designed in such a way that it does not adversely affect the voltage control employed by the **DNO's Distribution System**. Information on the voltage regulation and control arrangements will be made available by the **DNO** if requested by the **User**.

DPC4.4.4 Protection

- (a) The **DNO's Distribution System** and the **System** of any **User** connected to the **DNO's Distribution System** shall incorporate protective devices in accordance with the requirements of the **ESQCR**.
- (b) In order to ensure satisfactory operation of the **DNO's Distribution System**, **Protection** systems, operating times, discrimination, and sensitivity at the **Ownership Boundary** shall be agreed between the **DNO** and the **User** during the application for connection process, and may be reviewed from time to time by the **DNO**, with the concurrence of the **User**.
- (c) In order to cover a circuit breaker, or **Equipment** having a similar function, failing to operate correctly to interrupt fault current on a **HV System**, back-up protection by operation of other circuit breakers or **Equipment** having a similar function must normally be provided. The **DNO** will advise the **User** if the same is not required. If the **Equipment** providing the back-up protection is owned by the **DNO**, then this **Protection** may be limited to that needed to meet statutory requirements in respect of the **DNO's Distribution System**.

DISTRIBUTION PLANNING AND CONNECTION CODE (DPC)

- (d) Unless the **DNO** should advise otherwise, it is not acceptable for **Users** to limit the fault current infeed to the **DNO's Distribution System** by the use of **Protection** and associated **Equipment** if the failure of that **Protection** and associated **Equipment** to operate as intended in the event of a fault, could cause **Equipment** owned by the **DNO** to operate outside its short-circuit rating.

DPC4.4.5 Superimposed Signals

Where **Users** install mains borne signalling equipment it shall comply with European Standard EN50.065 as amended from time to time. Where a **User** proposes to use such equipment to superimpose signals on the **DNO's Distribution System**, the prior agreement of the **DNO** is required.

DPC4.5 Network Statements

DPC4.5.1 In accordance with Condition 4 of its **Distribution Licence** the **DNO**, on the request of a **User**, will prepare a statement showing present and future circuit capacity, forecast power flows and loading on the part or parts of the **DNO's Distribution System** specified in the request and **Fault Levels** at each distribution node covered by the request and containing:

- a) such further information as shall be reasonably necessary to enable such person to identify and evaluate the opportunities available when connecting to and making use of the part or parts of the licensee's distribution system specified in the request ;and
- b) if so requested, a commentary prepared by the licensee indicating the licensee's views as to the suitability of the part or parts of the licensee's distribution system specified in the request for new connections and the distribution of further quantities of electricity..

The **Distribution Licence** sets out conditions on the time scales and charges associated with providing such a statement

DPC4.5.2 In accordance with Condition 25 of its Distribution Licence the **DNO** will prepare on the request of the **Authority** a statement, also known as the Long Term Development Statement. The form and content of this statement will be specified by the **Authority** and will cover future years on a rolling basis. This statement gives information to assist any person who contemplates entering into distribution arrangements with the **DNO** to identify and evaluate the opportunities for doing so.

DISTRIBUTION PLANNING AND CONNECTION CODE (DPC)

DISTRIBUTION PLANNING AND CONNECTION CODE 5

DPC5 GENERAL REQUIREMENTS FOR CONNECTION

DPC5.1 Introduction

DPC5.1.1 **Distribution Planning and Connection Code (DPC5)** ensures that all **Users** of the **DNO's Distribution System** are subject to the same requirements for connection.

DPC5.1.2 Data exchange requirements specified in this **Distribution Planning and Connection Code** apply to any **User Development**, which has an impact on the **DNO's Distribution System**.

DPC5.1.3 DPC5.2.2 specifies the information required from **Users** by the **DNO** in order to ensure that adequate technical provision is made for new supplies or increases in existing load; DPC5.2.2 also applies to **Embedded Generators** who operate in parallel with the **DNO's Distribution System**, where a supply is required from the **DNO** under normal or emergency conditions. Information required from **Embedded Generators**, with connections at **HV** or **Low Voltage**, in respect of the import of energy to the **DNO's Distribution System**, is covered in DPC7. Transfer of Planning Data for **Users** connected at **HV** is set out in DPC 8.

DPC5.2 Declaration of Load Characteristics

DPC5.2.1 For supplies at **Low Voltage** under terms in the **Supply Agreement** it is possible in most cases to assess whether a proposed connection is acceptable, and to determine the necessary supply arrangements, from analysis of the following limited data:-

- (a) Maximum power requirements (kVA or kW);
- (b) Type and electrical loading of **Equipment** to be connected, eg number and size of motors, cookers, showers, space and water electrical heating arrangements, including details of equipment which is subject to switching by the **Supplier**; and
- (c) The date when the connection is required.

These requirements will be specified on the appropriate application for a connection form obtainable from the **DNO**.

Should a preliminary examination of this data indicate that more detailed information is required then it shall be provided to the **DNO** upon request if reasonably required.

Users, shall contact the **DNO** in advance if it is proposed to make any significant change to the connection, electric lines or electrical **Equipment**, install or operate any generating equipment or do anything else that could affect the **DNO's Distribution System** or require alterations to the connection.

Users shall provide the **DNO** with any information it asks for about the nature, or use by the **User**, of electrical equipment on the **User's** premises (including that specified in DPC5.2.1 (a), (b), and (c) above). The **DNO** will only ask for information that is needed by it in relation to its **Distribution Licence** or the **Distribution Code** or to comply with the **ESQCR** or the **Act**.

DISTRIBUTION PLANNING AND CONNECTION CODE (DPC)

DPC5.2.2 The provisions of DPC5.2.1 also apply to supplies other than those at **Low Voltage**. It may be necessary for the following more comprehensive information, in addition to that detailed in DPC5.2.1, to be provided on request:-

DPC5.2.2.1 Standard Planning Data

It is possible in most cases to assess whether a proposed connection is acceptable, and to determine the necessary supply arrangements, from analysis of the following limited **Planning Data** which will be specified on the appropriate standard application form obtainable from the **DNO**:

- (a) Point of Connection to the **DNO's Distribution System** (geographical and electrical).
- (b) The date when connection is required.
- (c) Single line diagrams of existing and proposed arrangements of main **Plant** and **Apparatus** showing equipment rating.
- (d) Type and electrical loading of equipment to be connected, eg number and size of motors, electrical heating arrangements, etc.
- (e) Maximum power requirements MVA.
- (f) Maximum **Active Power Demand** (MW).
- (g) Maximum and minimum **Reactive Power** requirements (MVA_r).
- (h) The maximum **Phase (Voltage) Unbalance** which the **User** would expect the **Demand** to impose on the **DNO's Distribution System**.
- (i) The maximum harmonic content which will be imposed on the **DNO's Distribution System**.
- (j) Details of change of **Demand (Active Power and Reactive Power)**.
- (k) Details of any load management scheme to be applied by the **User** on the **User System**.
- (l) **Peak Demand** profiles at the **Exit Point**, both 2 hourly on day of **User's Peak Demand** and monthly **Peak Demand** variations.
- (m) Three phase short circuit infeed from all sources within the **User's System**, based on **Generation Set** sub-transient reactance and the minimum zero phase sequence impedance of the **User's System**.
- (n) Standard load profiles

Should a preliminary examination of this data indicate that more detailed information is required then it shall be provided to the **DNO** on request.

DPC5.2.2.2 Detailed Planning Data

It may be necessary for the **User** in addition to that in DPC5.2.2.1, to provide the following more comprehensive **Detailed Planning Data** on request.

In relation to **Demand**:

- (a) Type of load and control arrangements (eg controlled rectifier or large motor drives and type of starter employed).
- (b) Maximum load on each phase at the time of **Peak Demand**

DISTRIBUTION PLANNING AND CONNECTION CODE (DPC)

- (c) **Demand** profiles (48 x half hour average estimates) for **Active** and **Reactive Power Demand** for the day of the **Exit Point Peak Demand** and for the day of the **GB Transmission System Peak Demand** at **Annual Average Cold Spell (ACS) Conditions**.

In relation to fluctuating loads:-

- (a) The rates of change of **Demand (Active Power and Reactive Power)** both increasing and decreasing.
- (b) The shortest repetitive time interval between fluctuations in **Demand (Active Power and Reactive Power)**.
- (c) The magnitude of the largest step changes in **Active Power** and **Reactive Power**, both increasing and decreasing.

In some cases, more detailed information may need to be provided to permit a full assessment of the effect of the **User's** load on the **DNO's Distribution System**. Such information may include an indication of the pattern of build up of load and a proposed commissioning programme. This information will be specifically requested by the **DNO** when necessary.

DPC5.2.3 A **DNO** is only entitled to use any information provided by a **User** under this **Distribution Code** for the purpose of fulfilling its obligations in respect of its **Distribution System** required by the **Distribution Licence** or the **Distribution Code**, including operating the procedures for **Load Managed Areas** and associated Security Restriction Notices specified in the **Distribution Use of System Agreement**.

DPC5.3 **Connection Arrangements**

DPC5.3.1 The design of connections between the **DNO's Distribution System** and **Users** shall be in accordance with the principles set out in DPC4, subject to any modification to which the **DNO** may reasonably consent.

DPC5.3.2 During the application for connection process the **DNO** will agree with the **User** the voltage level to which a **User** will be connected in accordance with its normal practice for the type of load to be supplied. The **DNO** may on occasion specify a different connection voltage from normal in order to avoid potential disturbance caused by the **User's Apparatus** to other **Users** of the **DNO's Distribution System** or for other technical reasons or may agree alternative methods for minimising the effects of disturbing loads.

DPC5.3.3 Before entering into a **Connection Agreement** and before making a connection to a **User** at a **Connection Point**, it will be necessary for the **DNO** to be reasonably satisfied that the **User's System** at the boundary with the **DNO's Distribution System** will comply with all appropriate requirements of the **Distribution Code**.

DPC5.3.4 The **User's** installation shall comply with the principles expected in Regulation 25(2)(a) of the **ESQCR**, or relevant European and British Standard as appropriate.

DISTRIBUTION PLANNING AND CONNECTION CODE (DPC)

DPC5.4 Ownership Boundaries

- DPC5.4.1 The point or points at which supply is given or taken between the **DNO's Distribution System** and **Users** will be agreed between the **DNO** and the **User** as required. For supplies at **Low Voltage** the general rule is that the point of supply will be at the outgoing (ie **User's** side) terminals of the item of **DNO** or **Meter Operator** owned **Apparatus** where the transition is made to the **User's** tails or other **User** owned **Apparatus**. For **HV** supplies, including connections between the **DNO** and **User**, and where necessary busbar connected supplies at **Low Voltage**, the points of supply will be subject to specific agreement between the parties in each case.
- DPC5.4.2 The respective ownership of **Plant** or **Apparatus** will be recorded in a written agreement between the **DNO** and the **User** as required. In the absence of a separate agreement between the parties to the contrary, construction, commissioning, control, operation and maintenance responsibilities follow ownership.
- DPC5.4.3 For supplies to **Embedded Generators** who operate in parallel with the **DNO's Distribution System** and all supplies at **HV** the **DNO** will with the **User's** agreement prepare a **Site Responsibility Schedule** and, where determined by the **DNO** during the application for connection process, **Operation Diagrams** showing the agreed **Ownership Boundary**.

The **Site Responsibility Schedule** shall detail the demarcation of responsibility for safety of persons carrying out work or testing at sites having a **Connection Point** to the **DNO's Distribution System** and/or circuits which cross an **Ownership Boundary** at any point.

More detailed information on procedures and responsibilities involved in the provision of safety at interfaces between the **DNO's Distribution System** and a **User's System** is set out in **Distribution Operating Code** DOC8.

Copies of these documents will be retained by the **DNO** and the **User**. Changes in the boundary arrangements proposed by either party must be agreed in advance and will be recorded on the **DNO Operation Diagrams**.

DISTRIBUTION PLANNING AND CONNECTION CODE (DPC)

DISTRIBUTION PLANNING AND CONNECTION CODE 6

DPC6 TECHNICAL REQUIREMENTS FOR CONNECTIONS

DPC6.1 Introduction

Distribution Planning and Connection Code DPC6 specifies the technical arrangements required at the **Ownership Boundary** between the **DNO's Distribution System** and the **System** of the **User** and is applicable at all voltage levels, but excludes **Users** (including those with **Unmetered Supplies**) connected at **Low Voltage**, without Generation, and protected by fuse(s) or other device(s) rated at 100 amps or less.

DPC6.2 Equipment at the Ownership Boundary

All **Equipment** at the **Ownership Boundary** shall meet the design principles contained within DPC4.4.1. Connections for entry to and exit from the **DNO's Distribution System** shall incorporate a means of disconnection of the **User's** installation by the **DNO**.

DPC6.3 Protection Requirements

Protection requirements vary widely depending on established practices and the needs of the particular **DNO's Distribution System**. The basic requirement in all cases is that **Users'** arrangements for **Protection** at the **Ownership Boundary**, including types of **Equipment** and **Protection** settings, must be compatible with standards and practices on the **DNO's Distribution System**, maintaining necessary operating times, sensitivity, discrimination and co-ordination, as specified by the **DNO** during the application for connection process and which may be reviewed from time to time and complied with by the **User**.

In particular:-

- (a) Maximum fault clearance times (from fault current inception to arc extinction) must be within the limits established by the **DNO** in accordance with **Protection** and **Equipment** short circuit rating policy adopted for the **DNO's Distribution System**.
- (b) In connecting to the **DNO's Distribution System** the **User** should be aware that auto-reclosing or sequential switching features may be in use on the **DNO's Distribution System**. The **DNO** will on request provide details of the auto-reclosing or sequential switching features in order that the **User** may take this into account in the design of the **User System**, including **Protection** arrangements.
- (c) **Users** should also be aware that the **Protection** arrangements on some **DNO's Distribution Systems** may cause disconnection of one phase or two phases only of a three phase supply for certain types of fault.

DPC6.4 Earthing

Earthing of that part of the **User's System** that is connected to the **DNO's Distribution System** shall comply with the arrangements specified in **DPC4**.

DISTRIBUTION PLANNING AND CONNECTION CODE (DPC)

DPC6.5 **Fault Level Considerations**

DPC6.5.1 The short circuit rating of **User's Equipment** at the **Connection Point** should be not less than the design **Fault Level** of the **DNO's Distribution System** to which it is connected. The choice of **Equipment** for connection at **Low Voltage** may take into account attenuation in the service lines as specified in DGD Annex 1, Items 8 and 9, Engineering Recommendation P25, "The short circuit characteristics of electricity board's low voltage distribution networks and the co-ordination of overcurrent protective devices on 230V single phase supplies up to 100 Amps" and Engineering Recommendation P26/1, "The estimation of the maximum prospective short circuit current for three phase 415V supplies". The **DNO** in the design of its **System** will take into account the contribution to **Fault Level** of the **User's** connected **System** and **Apparatus**.

DPC6.5.2 In order to permit these assessments to be carried out information should be exchanged on prospective fault power infeed and X/R ratios where appropriate at points of entry to and exit from the **DNO's Distribution System**.

DPC6.6 **Capacitive and Inductive Effects**

The **User** shall, when applying to make a connection, provide the **DNO** with information as detailed in DPC8. Details will be required of capacitor banks and reactors connected at **HV** which could affect the **DNO's Distribution System** and which it is proposed to connect if agreed by the **DNO**. When requested by the **DNO** details shall also be provided of distributed circuit capacitance and inductance. Sufficient detail is required for the following:-

- (a) To verify that controlling **Equipment** of the **DNO's Distribution System** is suitably rated.
- (b) To show that the performance of the **DNO's Distribution System** will not be impaired.
- (c) To ensure that arc suppression coils when used by the **DNO** for **System** earthing purposes are correctly installed and operated.

DPC6.7 **Communications and Telemetry Equipment**

DPC6.7.1 Where required by the **DNO** in order to ensure control of the **DNO's Distribution System**, communications between **Users** and the **DNO** shall be established in accordance with the following. **Users** shall provide and maintain those parts of the communications equipment within their location. Provision of any necessary communications requirements shall be in accordance with the **Connection Agreement** for a specific connection.

DPC6.7.2 **Primary Speech Facility**

Users at their own cost shall provide and maintain equipment approved by the **DNO** by means of which routine and emergency communications may be established between the **User** and the **DNO**.

Connection to the **DNO's** corporate telephone network and any circuit or circuits required to connect the **Users** with the point of connections shall be provided in accordance with the **Connection Agreement**.

DISTRIBUTION PLANNING AND CONNECTION CODE (DPC)

The facilities to be provided by the connection and the signalling and logical requirements for the interface between the **Users** equipment and the connection to the **DNO's** corporate telephone network will be specified in the **Connection Agreement**.

DPC6.7.3 **Telemetry**

The **User** shall provide such voltage, current, frequency, **Active Power** and **Reactive Power** pulses and outputs and status points from his **System** as are considered reasonable by the **DNO** to ensure adequate **System** monitoring. The telemetry outstation in such a situation will be provided, installed and maintained by the **DNO**.

DPC6.7.4 **Telecontrol Outstation**

If it is agreed between the parties that the **DNO** shall control the switchgear on the **User's System**, the **DNO** shall install the necessary telecontrol outstation. Notwithstanding the above, it shall be the responsibility of the **User** to provide the necessary control interface for the switchgear of the **User** which is to be controlled.

DPC6.7.5 **Instructor Facilities**

Where required by the **DNO**, the **User** shall provide accommodation for special instructor facilities specified by **DNO** for the receipt of operational messages.

DPC6.7.6 **Data Entry Terminals**

The **User** shall accommodate the **DNO's** data entry terminals for the purpose of information exchange.

DPC6.7.7 **System Monitoring**

Monitoring equipment is provided on the **DNO's Distribution System** to enable the **DNO** to monitor dynamic performance conditions. Under the requirements of the **Grid Code**, **Generation Sets** and **Power Stations** will need to provide signals for monitoring purposes. Where this monitoring equipment requires input signals from the **User's** side of the **DNO/User Ownership Boundary**, the **User** shall be responsible for the provision of suitable signals in accordance with the **Connection Agreement**.

DISTRIBUTION PLANNING AND CONNECTION CODE (DPC)

DISTRIBUTION PLANNING AND CONNECTION CODE 7

DPC7 REQUIREMENTS FOR EMBEDDED GENERATORS

DPC7.1 Introduction

DPC7.1.1 This **Distribution Planning and Connection Code DPC7** is applicable to all existing or prospective **Embedded Generators** (and in DPC7 references to “**Embedded Generator**” shall be construed accordingly) including a **Customer With Own Generation** and **Other Authorised Distributors**, having **Generating Plant** operating or capable of operating in parallel with the **DNO’s Distribution System**. It is recognised that some existing **Embedded Generators** may not comply at present with all of the requirements of this section and in such cases the **DNO** will advise the relevant **Embedded Generator** which requirements are necessary for the **Operation** of the **DNO’s Distribution System**.

DPC7.1.2 In addition to meeting the requirements of DPC7, **Embedded Generators** will need to meet the requirements of other relevant sections of the **Distribution Code**.

DPC7.1.3 For the avoidance of doubt a **User** who has installed a **Generation Set** in accordance with Item 14 DGD Annex 1 Engineering Recommendation G83/1 (“Recommendations For The Connection Of Small-Scale Embedded Generators (Up To 16 A Per Phase) in Parallel With Public Low-Voltage Distribution Networks”) and where this is (are) their only **Generation Set(s)**, and which has been installed, commissioned and operated in accordance with Annex 1, Item 14, that **User** shall not be required to comply with the requirements of DPC7 in respect of that (those) **Generation Set**.

DPC7.2 General Requirements

Embedded Generators connected at or below 20kV and with an output not in excess of 5MW shall, as a minimum requirement, comply with the requirements of Item 3, DGD Annex 1 Engineering Recommendation G59/1, “Recommendations for the connection of private generating plant to the Public Electricity Suppliers’ distribution systems”.

Embedded Generators connected at a higher voltage or of a larger capacity shall comply with the general principles of Item 4, DGD Annex 1 Engineering Recommendation G75/1 “Recommendations for The Connection of embedded generating plant to public distribution systems above 20kV or with outputs over 5MW”, subject to the particular requirements of the **DNO** necessitated by the adjacent **DNO’s Distribution System** conditions, which will be made known by the **DNO** during the connection application process DPC7.3 “Provision of Information”.

DPC7.3 Provision of Information

Embedded Generators can have a significant effect on the **DNO’s Distribution System** and as a result its **Users**. To enable the **DNO** to assess the impact **Embedded Generating Plant or an Embedded Transmission System** will have on the **DNO’s Distribution System**, the **Embedded Generator** will be required to supply information to the **DNO**.

DISTRIBUTION PLANNING AND CONNECTION CODE (DPC)

Embedded Generators will fall within three basic classes for which the following minimum information shall be provided to the **DNO** by the **Embedded Generator** during the connection application process or otherwise as requested by the **DNO**:-

Relevant Sections:

- | | |
|---|---|
| (a) Power Station and site data for all Embedded Generators <u>excluding the OTSO</u> . | DPC7.3.1 and Schedule 5a of the DDRC |
| (b) Generation Set data for all Embedded Generating Plant connected at a voltage level of 20kV or below or with a capacity less than 5MW (Item 3, DGD Annex 1) | DPC7.3.2 and Column 3 of Schedules 5b of the DDRC |
| (c) Generation Set data for specified types of Embedded Generating Plant connected at a voltage level of 20kV or below or with a capacity less than 5MW (Item 3, DGD Annex 1) | DPC7.3.2 and column 3 of Schedules 5c(i) and 5c(ii) of the DDRC |
| 5c(i) Synchronous generators | |
| 5c(ii) Fixed speed induction generators | |
| (d) Generation Set data for all Embedded Generating Plant connected at a voltage level greater than 20kV or with a capacity greater than 5MW and up to 30 MW in Scotland and 50MW in England and Wales (Item 4, DGD Annex 1) | DPC7.3.2 and Column 4 of Schedules 5b of the DDRC |
| (e) Generation Set data for specified types of Embedded Generating Plant connected at a voltage level greater than 20kV or with a capacity greater than 5MW and up to 30 MW in Scotland and 50MW in England and Wales (Item 4, DGD Annex 1) | DPC7.3.2 and column 4 of Schedules 5c(i) and 5c(ii) of the DDRC |
| 5c(i) Synchronous generators | |
| 5c(ii) Fixed speed induction generators | |
| (f) Generation Set data for specified types of Embedded Generating Plant connected at a voltage level greater than 20kV or with a capacity greater than 5MW and up to 30 MW in Scotland and 50MW in England and Wales (Item 4, DGD Annex 1) | DPC7.3.2 and Schedules 5c(iii) and 5c(iv) of the DDRC |
| 5c(iii) Double fed induction generators | |
| 5c(iv) Converter connected generators | |
| (g) Transformers associated with Power Station and Generation Sets | DPC7.3.2 and Schedule 5c(v) of the DDRC |
| (h) Power Station data and Generation Set data for all Embedded Generating Plant in excess of 5 MW for Scottish Hydro Electric Power Distribution Ltd, 30 MW for SP Distribution Ltd and 50MW in England and Wales (Item 4, DGD Annex 1) | DPC7.3.1, DPC7.3.2 and DPC7.3.3 |
| (i) <u>Embedded Transmission System data</u> | <u>DPC7.3.1,</u>
<u>DPC7.3.2 and</u> |

DISTRIBUTION PLANNING AND CONNECTION CODE (DPC)

[DPC7.3.3 and
Schedule 5e of
DDRC](#)

When applying for connection to the **DNO's Distribution System Embedded Generators** shall also refer to DPC5.

The **DNO** will use the information provided to model the **DNO's Distribution System** and to decide what method of connection will need to be employed and the voltage level to which the connection should be made. If the **DNO** reasonably concludes that the nature of the proposed connection or changes to an existing connection requires more detailed consideration then further information may be requested. It is unlikely that more information than that specified in DPC7.3.1 will be required for **Embedded Generators** who are to be connected at **Low Voltage** and have less than 50kVA in capacity, or connected at other than **Low Voltage** and have less than 300kVA in capacity.

DPC7.3.1 **Information Required from all Embedded Generators**

It will be necessary for each **Embedded Generator** to provide to the **DNO** information on physical and electrical characteristics of the **Power Station** and site as a whole as set out in Schedules [5a or 5e](#) of the **Distribution Data Registration Code** before entering into an agreement to connect any **Generating Plant or Embedded Transmission System** onto the **DNO's Distribution System**:-

The information required includes:

- (a) Details of the proposed connection point (geographical and electrical) and connection voltage.
- (b) The number and types of generators and the total capacity of the power station and auxiliary supplies under various operating conditions.
- (c) Sketches of **System Layout**:
 - Operation Diagrams** showing the electrical circuitry of the existing and proposed main features within the **User's System** and showing as appropriate busbar arrangements, phasing arrangements, earthing arrangements, switching facilities and operating voltages.
- (d) Interface Arrangements
 - (i) The means of synchronisation between the **DNO** and **User**;
 - (ii) Details of arrangements for connecting with earth that part of the **Embedded Generator's System** directly connected to the **DNO's Distribution System**.
 - (iii) The means of connection and disconnection which are to be employed.
 - (iv) Precautions to be taken to ensure the continuance of safe conditions should any earthed neutral point of the **Embedded Generator's System** operated at **HV** become disconnected from earth.

DISTRIBUTION PLANNING AND CONNECTION CODE (DPC)

More or less detailed information than that contained above might need to be provided, subject to the type and size of generation or the point at which connection is to be made to the **DNO's Distribution System**. This information will need to be provided by the **Embedded Generator** at the reasonable request of the **DNO**.

DPC7.3.2 Additional Generation Set and Plant and Equipment Data Required from Embedded Generators.

This section details the technical and design information requirements for **Embedded Generators** covered by:

- (a) **Embedded Generators** connected at a voltage level of 20kV or below or with a capacity less than 5MW, Item 3 of Annex 1
- (b) **Embedded Generators** connected at a voltage level greater than 20kV or with a capacity greater than 5MW and up to 30 MW in Scotland and 50MW in England and Wales (Item 4 Annex 1).

The **Standard Planning Data** and **Detailed Planning Data** specified in Schedule 5b and Schedule 5c ([or Schedule 5e for the OTSO](#)) of the **Distribution Data Registration Code** may be requested by the **DNO** from the **User** before entering into an agreement to connect any **Generating Plant** [or Embedded Transmission System](#) onto the **DNO's Distribution System**.

The information specified in Schedule 5b of the **Distribution Data Registration Code** includes generic data for all **Embedded Generation Sets**.

The information specified in Schedule 5c of the **Distribution Data Registration Code** includes the electrical parameters of individual **Generation Sets** and associated plant such as transformers, power factor correction equipment. The information required is classified as **Standard Planning Data** and **Detailed Planning Data** for each of the following categories of **Embedded Generation Set**:

- (i) Synchronous generators
- (ii) Fixed speed induction generators
- (iii) Doubly fed induction generators
- (iv) Series converter connected generators.
- (v) Transformers

Under certain circumstances either more or less detailed information than that specified above might need to be provided and will be made available by the **Embedded Generator** at the request of the **DNO**.

DPC7.3.3 Extra Information From Embedded Generators to be Provided to Meet Grid Code Requirements

- DPC 7.3.3(a) The **DNO** has an obligation under PC3.3 of the **Grid Code** to submit certain planning data relating to **Embedded Medium Power Stations** to NGC. The relevant data requirements of the **Grid Code** are also listed in PC3.3 of the **Grid Code**. It is incumbent on **Embedded Medium Power Stations** to provide this data listed in PC3.3 of the **Grid Code** to the **DNO**.

DISTRIBUTION PLANNING AND CONNECTION CODE (DPC)

Where a **Generator** in respect of an **Embedded Power Station** is a party to the CUSC this DPC 7.3.3 will not apply.

DPC7.3.3(b) In addition to supplying the **DNO** with details of **Embedded Generating Plant** there is a requirement to provide information to **NGC** where it has been specifically requested by **NGC** in the circumstances provided for under the **Grid Code**.

DPC7.3.4 Information Provided by the DNO to Users

In accordance with Condition 4 and Condition 25 of its **Distribution Licence** the **DNO** is required to provide certain information to **Users** so that they have the opportunity to identify and evaluate opportunities to connect to the **DNO's Distribution System** as set out in DPC4.5. Comprehensive information on the **DNO's Distribution System** operating at 33kV and above is made available to **Users** through the Long Term Development Statements provided under Condition 25 of the **Distribution Licence**. Schedule 5d of the **Distribution Data Registration Code** is indicative of the type of network data the **DNOs** is required to provide to **Users** for identifying opportunities for connection of generation at voltages below 33kV. On the production of Schedule 5d data for a **User**, the **DNO** will update any relevant data that would otherwise be provided from the Long Term Development Statement.

DPC7.4 Technical Requirements

DPC7.4.1 Generating Plant Performance Requirements

For **Embedded Generating Plant**, which does not constitute or contain **BM Units** that are active (ie submitting bid-offer data) in the **Balancing Mechanism**, the electrical parameters required to be achieved at the **Generation Set** terminals are defined according to the connection method and will be specified by the **DNO** with the offer for connection. A **Generation Set** or **Power Station** must be capable of supplying its **Registered Capacity** within the **System Frequency** range 49.5 to 50.5 Hz. The output power should not be affected by voltage changes in the permitted operating range.

Embedded Medium Power Stations additionally have to comply with DPC 7.5.

DPC7.4.2 Control Arrangements

The **DNO** will specify in writing if a continuously acting fast response automatic excitation control system is required to control the **Generation Set** voltage without instability over the entire operating range of the **Generation Set** or **Power Station**. This will be dependent on the size and type of **Generating Plant** or **Power Station** and the adjacent part of the **DNO's Distribution System** to which it is connected.

DPC7.4.3 Co-ordinating with Existing Protection

It will be necessary for the **Protection** associated with **Embedded Generating Plant** and any Embedded Transmission System to co-ordinate with the **Protection** associated with the **DNO's Distribution System** as follows:-

DISTRIBUTION PLANNING AND CONNECTION CODE (DPC)

- (a) For **Generating Plant** and any Embedded Transmission System directly connected to the **DNO's Distribution System** the **Embedded Generator** must meet the target clearance times for fault current interchange with the **DNO's Distribution System** in order to reduce to a minimum the impact on the **DNO's Distribution System** of faults on circuits owned by **Embedded Generators** or on an Embedded Transmission System. The **DNO** will ensure that the **DNO Protection** settings meet its own target clearance times.

The target clearance times are measured from fault current inception to arc extinction and will be specified by the **DNO** to meet the requirements of the relevant part of the **Distribution System**.

- (b) The settings of any **Protection** controlling a circuit breaker or the operating values of any automatic switching device at any point of connection with the **DNO's Distribution System** shall be agreed between the **DNO** and the **User** in writing during the connection consultation process.

The **Protection** settings or operating values shall not be changed without the express agreement of the **DNO**.

- (c) It will be necessary for the **Generating Plant Protection** and Embedded Transmission System Protection to co-ordinate with any auto-reclose policy specified by the **DNO**.

DPC7.4.4 Phase Voltage Unbalance

Any **Generation Set** or **Power Station** connected to the **DNO's Distribution System** will be required to withstand, without tripping, the **Phase (Voltage) Unbalance** imposed during the clearance of a close-up phase-to-phase fault by **System** back-up **Protection** which will be within the **Plant** short time rating on the **DNO's Distribution System**. The **DNO** will advise the **Embedded Generator** of the expected **Phase Voltage Unbalance** during the **Connection Agreement** process.

DPC7.4.5 Neutral Earthing

The winding configuration and method of earthing connection shall be agreed with the **DNO**.

DPC7.4.6 Frequency Sensitive Relays (Islanding)

It is conceivable that a part of the **DNO's Distribution System**, to which **Embedded Generators** are connected can, during emergency conditions, become detached from the rest of the **System**. It will be necessary for the **DNO** to decide, dependent on local network conditions, if it is desirable for the **Embedded Generators** to continue to generate onto the islanded **DNO's Distribution System**.

If no facilities exist for the subsequent resynchronisation with the rest of the **DNO's Distribution System** then the **Embedded Generator** will under **DNO** instruction, ensure that the **Generating Plant** and/or Embedded Transmission System is disconnected for re-synchronisation.

DISTRIBUTION PLANNING AND CONNECTION CODE (DPC)

Under emergency conditions there is an expectation that some generation will continue to operate outside the statutory frequency limits. However, for **Embedded Generators** connected to the **DNO's Distribution System** at a voltage level less than 132kV it is likely that this could mean connection within an automatic low frequency load disconnection zone. Consequently, **Embedded Generators** should ensure that all **Protection on Generating Plant** should have settings to co-ordinate with those on the automatic low frequency load disconnection equipment which will be detailed by the **DNO** on request of the **User**.

DPC7.4.7 **Black Start Capability**

The **GB Transmission System** will be equipped with **Black Start Stations** (in accordance with the **Distribution Operating Code** DOC 9). It will be necessary for each **Embedded Generator** to notify the **DNO** if its **Generating Plant** has a restart capability without connection to an external power supply, unless the **Embedded Generator** shall have previously notified **NGC** accordingly under the **Grid Code**. Such generation may be registered by **NGC** as a **Black Start Station**.

DPC7.4.8 **Generating Plant Commissioning Tests**

Where **Generating Plant** or an Embedded Transmission System requires connection to the **DNO's Distribution System** in advance of the commissioning date, for the purposes of testing, the **Embedded Generator** must comply with the requirements of the **Connection Agreement**. The **Embedded Generator** shall provide the **DNO** with a commissioning programme, approved by the **DNO** if reasonable in the circumstances, to allow commissioning tests to be co-ordinated.

DPC7.5 **Technical Requirements for Medium Power Stations**

DPC7.5.1 Where a **Generator** in respect of an **Embedded Power Station** is a party to the **CUSC** this DPC 7.5 will not apply.

DPC7.5.2 In addition to the requirements in DPC7.4, the **DNO** has an obligation under CC 3.3 of the **Grid Code** to ensure that all relevant **Grid Code** Connection Condition requirements are met by **Medium Power Stations**. These requirements are summarised in CC 3.4 of the **Grid Code**. It is incumbent on **Medium Power Stations** to comply with the relevant **Grid Code** requirements listed in CC3.4 of the **Grid Code** as part of compliance with this **Distribution Code**. Note that a **DC Converter** installation of capacity greater than 50MW and less than 100MW is considered to be a **Medium Power Station** for the purposes of **Grid Code** compliance in this **Distribution Code**.

DPC7.5.3 Where data is required by **NGC** from **Medium Power Stations**, nothing in the **Grid Code** or **Distribution Code** precludes the **Generator** from providing the information directly to **NGC** in accordance with **Grid Code** requirements. However, a copy of the information should always be provided in parallel to the **DNO**.

DPC7.5.4 **Grid Code Connection Conditions Compliance**

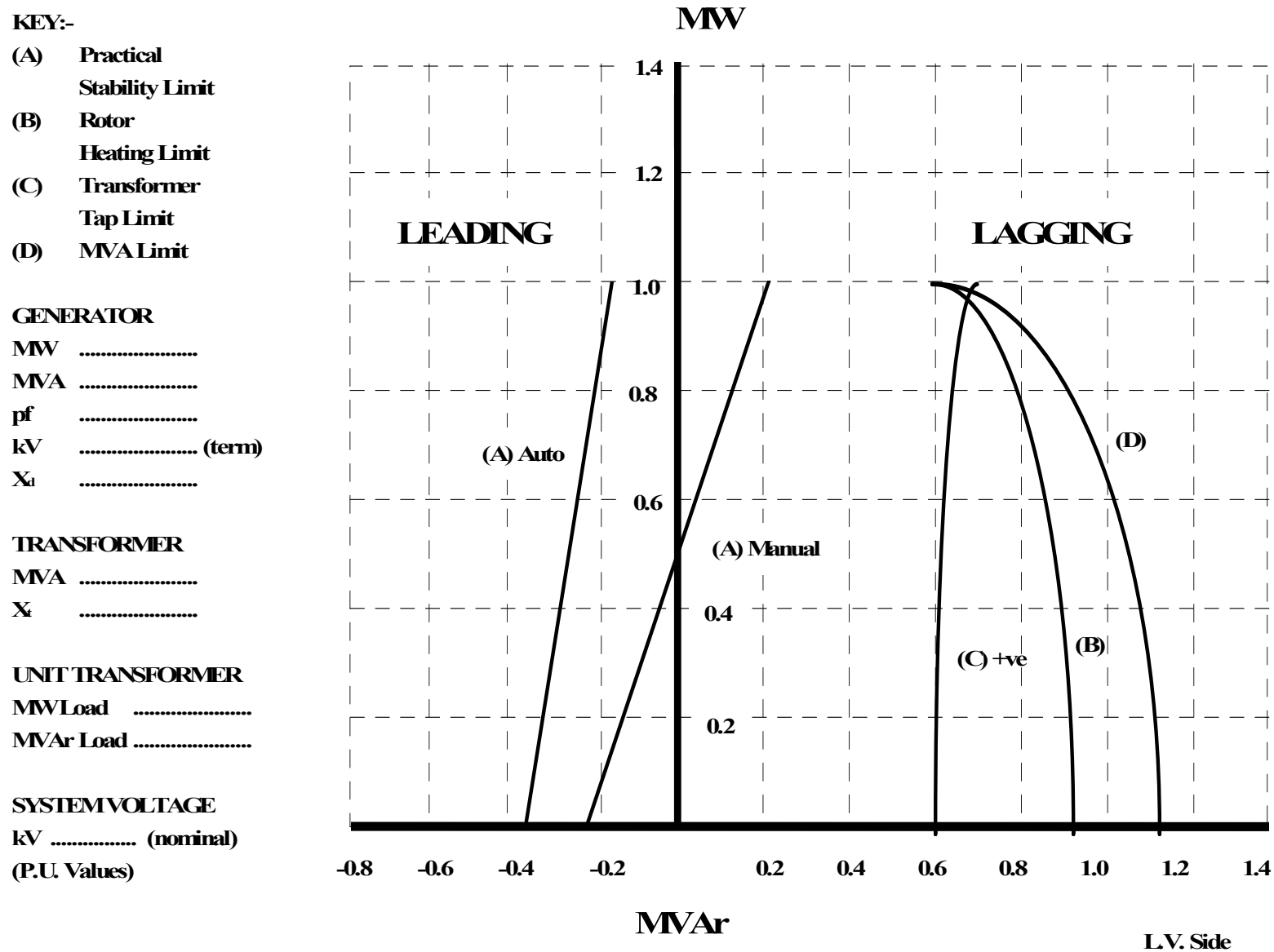
DPC7.5.4.1 The technical designs and parameters of the **Embedded Medium Power Stations** will comply with the relevant Connection Conditions of the **Grid Code**. A statement to this effect, stating compliance with OC5.8 of the **Grid Code** is

DISTRIBUTION PLANNING AND CONNECTION CODE (DPC)

required to be presented to the **DNO**, for onward transmission to **NGC**, before commissioning of the **Power Station**. Note that the statement might need to be resubmitted post commissioning when assumed values etc have been confirmed.

- DPC7.5.4.2 Should the **Generator** make any material change to such designs or parameters as will have any effect on the statement of compliance referred to in DPC7.5.4.1, the **Generator** must notify the change to the **DNO**, as soon as reasonably practicable, who will in turn notify **NGC**.
- DPC7.5.4.3 Tests to ensure **Grid Code** compliance may be specified by **NGC** in accordance with the **Grid Code**. It is the **Generator's** responsibility to carry out these tests
- DPC7.5.4.4 Where **NGC** can reasonably demonstrate that for **Total System** stability issues the **Medium Power Station** should be fitted with a power system stabiliser, **NGC** will notify the **DNO** who will then require it to be fitted for compliance with this DPC7.5.4.4.

FIGURE 1



Comments:- Operating chart confirmed by users.

DISTRIBUTION PLANNING AND CONNECTION CODE (DPC)

DISTRIBUTION PLANNING AND CONNECTION CODE 8

DPC8 TRANSFER OF PLANNING DATA

DPC8.1 Introduction

DPC8.1.1 **Distribution Planning and Connection Code** DPC8 details information to be exchanged between the **DNO** and **Users** that are connected at **High Voltage** including **Embedded Generators** and **Other Authorised Distributors**.

It includes data that is necessary in order for the **DNO's Distribution System** to be developed in an efficient, co-ordinated and economic manner, and to enable the **DNO** to comply with the conditions contained in its **Distribution Licence**.

DPC8.2 Planning Information to be Provided by Users

DPC8.2.1 Prospective and existing **Users** of the **DNO's Distribution System** must provide sufficient planning data/information as can reasonably be made available, when requested by the **DNO** from time to time to enable the **DNO** to comply with the requirements under its **Distribution Licence**. For those **Users** from whom **Demand** forecasts are required under **DOC1**, there will be a requirement to prepare an annual submission to the **DNO**. This submission, which is to be in accordance with **DOC1**, should include a development plan covering at least the subsequent 3 years and, where the **User** holds planning data or information relating to subsequent years up to 7 years ahead that data or information, including changes either increasing or decreasing in **Demand**, transfer requirements or generating capacity as appropriate.

DPC8.2.2 In addition to periodic updates of planning information a **User** should give adequate notice of any significant changes to the **User's System** or operating regime to enable the **DNO** to prepare its development plan, budget for, and implement any necessary **System** modifications. Such information should include any changes either increasing or decreasing in **Demand**, transfer requirements or generating capacity as appropriate. In the event of unplanned changes in a **User's System** or operating regime a **User** shall notify the **DNO** as soon as is practically possible to ensure any contingency measures, as necessary, can be implemented by the **DNO**.

DPC8.3 Information to be Provided to Users

DPC8.3.1 Where the **DNO** has received from a **User** any information or data under DPC8.3 or where the **DNO** proposes to make modifications to the **DNO's Distribution System** which, in either case, in the reasonable opinion of the **DNO**, may have an impact upon the **System** of any other **User**, the **DNO** will notify that **User** of the proposals subject to any constraints relating to the timing of release of information or confidentiality provisions.

DPC8.4 Reactive Compensation Plant

DPC8.4.1 A **User** shall provide the **DNO** with information on any reactive compensation **Plant** directly or indirectly connected to a **DNO's Distribution System**, other than at **Low Voltage**, including:-

- (a) The MVA_r capacitive or inductive rating of the **Equipment** and operating range if variable;

DISTRIBUTION PLANNING AND CONNECTION CODE (DPC)

- (b) Details of any automatic control logic such that the operating characteristics can be determined; and
- (c) The point of connection to the **DNO's Distribution System**.

DPC8.5 **Lumped Network Susceptance**

DPC8.5.1 Under certain circumstances it will be necessary for the **User** to provide, at the request of the **DNO**, details of the equivalent lumped network susceptance at **Normal Frequency** of the **User's System** at nominal **Frequency** referred back to the connection with the **DNO's Distribution System**. This should include any shunt reactors which are an integrated part of a cable system and which are not normally in or out of service independent of the cable (ie. they are regarded as part of the cable).

DPC8.5.2 It should not include:-

- (a) Independently switched reactive compensation plant connected to the **User's System** (covered in DPC8.4.1)
- (b) Any susceptance of the **User's System** inherent in the **Reactive Power Demand**.

DPC8.6 **Short Circuit Infeed to the DNO's Distribution System**

DPC8.6.1 Information shall be exchanged between the **DNO** and the **User** on fault infeed levels at the point of connection with the **DNO's Distribution System** in the form of:-

- (a) The maximum and minimum 3-phase symmetrical and phase earth short circuit infeed.
- (b) The X/R ratio under short circuit conditions.
- (c) In the case of interconnected **Systems**, adequate equivalent network information.

DPC8.7 **Interconnection Impedance**

DPC8.7.1 For **User** interconnections that operate in parallel with the **DNO's Distribution System** details of the interconnection impedance shall be exchanged between the **DNO** and the **User**. This information shall include an equivalent single impedance (resistance, reactance and shunt susceptance) of the parallel **User** or **DNO's Distribution System**.

DPC8.8 **Demand Transfer Capability**

DPC8.8.1 Information shall be exchanged on **Demand** transfer capability where the same **Demand** may be supplied from alternative **DNO** or **User** points of supply. This shall include the proportion of **Demand** normally fed from each point of supply and the arrangements (manual or automatic) for transfer under planned/fault outage conditions.

DISTRIBUTION PLANNING AND CONNECTION CODE (DPC)

DPC8.9 **Other Authorised Distributor's Distribution System Data**

DPC8.9.1 **Other Authorised Distributors** shall provide the **DNO** with detailed data relating to the interface between their **Distribution System** and that of the **DNO**, covering circuit parameters, switchgear and **Protection** arrangements of equipment directly connected to or affecting the **Distribution System** to enable the **DNO** to assess any implications associated with these points of connection. Reciprocal arrangements will apply between the **DNO** and its **Users**.

DPC8.10 **Transient Overvoltage Effects**

DPC8.10.1 For **User's** busbars connected to the **DNO's Distribution System** sufficient details may need to be exchanged with respect to the **User/DNO Ownership Boundary** to enable an assessment, where necessary, of transient overvoltage effects to be made. This information may relate to physical and electrical layouts, parameters, specifications and **Protection** details.

DPC8.11 **More Detailed Information**

In certain circumstances more detailed information may be needed and will be provided upon the reasonable request of the **DNO**.

DISTRIBUTION OPERATING CODE (**DOC**)

DISTRIBUTION OPERATING CODE (DOC)

DISTRIBUTION OPERATING CODE 1

DOC1 DEMAND FORECASTS

DOC1.1 Introduction

DOC1.1.1 In order for the **DNO** to operate the **DNO's Distribution System** efficiently and to ensure maximum **System** security and **System Stability**, there is a need for those **Users** specified in DOC1.3 to provide loading and generation output information to the **DNO**.

DOC1.1.2 The **Grid Code** specifies **NGC's** requirements for **Demand** forecasting for **Generation Sets** which constitute or contain **BM Units** which are active (ie. submitting bid-offer data) in the **Balancing Mechanism**. This **Distribution Operating Code** DOC1 specifies the information to be provided by other **Generation Sets** and all **Users** of the **DNO's Distribution System** specified in DOC1.3 below.

DOC1.1.3 This **Demand** forecasting information is required to enable the **DNO** to maintain the integrity of the **DNO's Distribution System**. The **Licensee** under its **Distribution Licence** has an obligation under the **Grid Code** to provide **Demand** forecast information to **NGC** in order that generation output can be matched with **Demand**. The information, required to be provided by **Users** (specified in DOC1.3 below) under this **Distribution Operating Code**, will enable the **Licensee** to comply with these requirements of the **Grid Code**.

DOC1.1.4 Where **Demand** data is required from the **User**, this means the MW **Demand** of electricity at the **DNO** point of supply to the **User**. The **DNO** may, in certain cases, specify that the **Demand** data shall include the MVA **Demand**.

DOC1.1.5 The information to be provided to the **DNO** shall be in writing as specified in DGD2 (vi).

DOC1.1.6 In this **Distribution Operating Code** Year 0 means the current calendar year at anytime, Year 1 means the next calendar year at anytime, Year 2 means the calendar year after Year 1, etc

DOC1.1.7 References in this **Distribution Operating Code** to data to be supplied on a half-hourly basis refers to it being supplied for each period of 30 minutes ending on the hour and half-hour in each day.

DOC1.2 Objectives

The objectives of this Distribution Operating Code DOC1 are to:-

- (a) Set out the **Demand** forecast and [Embedded Generating Plant Output or Embedded Transmission System output](#) information required to be provided by **Users** to enable the **DNO** to operate the **DNO's Distribution System**.
- (b) Specify the information required to be provided by **Users** to the **DNO** to enable it to comply with its obligations under the **Grid Code**.

DISTRIBUTION OPERATING CODE (DOC)

DOC1.3 Scope

This **Distribution Operating Code** applies to the following **Users** of the **DNO's Distribution Systems** which are connected at **HV**:-

- (a) **Customers** with a **Demand** greater than 5 MW.
- (b) **Embedded Generators** whose output is greater than 1MW where the **DNO** reasonably considers it appropriate.
- (c) **Other Authorised Distributors** connected to the **DNO's Distribution System**.
- (d) **Suppliers**, at the request of the **DNO**, on behalf of their **Customers**.

DOC1.4 Information Flow and Co-ordination

DOC1.4.1 Demand Forecast Information

The **DNO** will co-ordinate all **Demand** forecast information for each **Grid Supply Point** to meet the requirements of the **Grid Code**. The **DNO** will aggregate forecast information provided by **Users**, where appropriate, and provide forecast information to **NGC** where the **Demand**, or change in **Demand**, is equal to or greater than the **Demand Control Notification Level** at any **DNO Connection Point**.

DOC1.4.2 Generation Output Information

Information relating to **Generating Plant Embedded** in the **DNO's Distribution System** or in the network of an **Other Authorised Distributor** or any Embedded Transmission System shall, where specified be provided to the **DNO** in writing. A **Customer With Own Generation** may be required to furnish such information should the **DNO** reasonably consider that it would affect its **Demand** forecasts.

DOC1.4.3 Information to be Provided by the DNO

Where reference is made to "as specified by the **DNO**" or "the **GB Transmission System** days or times of **Peak Demand** or minimum **Demand**", the **DNO** will provide each **User**, from whom **Demand** forecasts are required, with such information.

DOC1.5 Demand Forecast Data

DOC1.5.1 Planning Periods

Information shall be supplied by **Users** to the **DNO** for the following rolling timescales is required by the **DNO**:-

- (a) Operational Planning Phase – next three years ahead
- (b) Programming Phase – 24 hours to 8 weeks ahead
- (c) Control Phase – 0 to 24 hours ahead

The information supplied will be as specified below and as set out in the Schedules of the **Distribution Data Registration Code**.

DISTRIBUTION OPERATING CODE (DOC)

DOC1.5.2 **Operational Planning Phase (next 3 years ahead).**

DOC1.5.2.1 The information required to be provided to the **DNO** during the **Operational Planning Phase** is specified in Appendix 1 of this **Distribution Operating Code**, DOC1.

DOC1.5.2.2 The information shall be provided to the **DNO** by Calendar week 35 each year.

DOC1.5.3 **Programming Phase (24 hours to 8 weeks ahead inclusive).**

DOC1.5.3.1 The information required to be provided by the **User** to the **DNO** during the **Programming Phase** is specified in Appendix 2 of this **Distribution Operating Code**, DOC1.

DOC1.5.3.2 For the period 2 to 8 weeks ahead the information shall be supplied to the **DNO** by 1600 hours each Friday.

DOC1.5.3.3 For the period 2 to 13 days ahead the information shall be updated and supplied to the **DNO** by 0900 hours each Wednesday.

DOC1.5.3.4 The **DNO** may require the information specified in Appendices 1 and 2 of this **Distribution Operating Code** to be updated if it reasonably considers it necessary and to be supplied to the **DNO** by 0800 hours each day (or such other time as specified by the **DNO** from time to time) for the next day (except that it may be for the next 3 days on Fridays and 2 days on Saturdays) and may be longer (as specified by the **DNO** at least one week in advance) to cover holiday periods.

DOC1.5.4 **Control Phase (0 to 24 hours ahead)**

The following information shall be supplied to the **DNO** at reasonable times to be specified by the **DNO** for the unexpired period covered by the **Control Phase**:-

- (a) Details of any differences of greater than 5MW from the schedules of operation of any **Embedded Generating Plant** or **Embedded Transmission System** on a half hourly basis which were supplied under DOC1.5.3.3;
- (b) Details from **Suppliers** of any differences of the amount and duration of their proposed use of **Customer Demand Control** aggregated to 5MW or more (averaged over any half-hour period) on a half-hourly basis which were supplied under DOC1.5.3.4.
- (c) Details from each **User** connected to the **Distribution System** of any change in aggregated **Demand** at the point of supply of greater than 5MW of the **Demand**.

DOC1.5.5 **Post Control Phase**

The following shall be supplied to the **DNO** by 0300 hours each day:-

- (a) Details of half-hour **Active Power** and **Reactive Power** output sent out to the **DNO's Distribution System** by **Embedded Generating Plant** or **any Embedded Transmission System** where the **DNO** reasonably considers it appropriate during the previous day on a half-hourly basis.

DISTRIBUTION OPERATING CODE (DOC)

- (b) **Suppliers, and Other Authorised Distributor** connected to the **DNO's Distribution System** will provide details of the amount and duration of **Demand Control** at the **DNO Connection Point** aggregated to 5MW or more (averaged over any half-hour) which was implemented during the previous **Operational Day**

DOC1.6 **Forecast Factors**

DOC1.6.1 The following factors will be taken into account by the **DNO** and **Users** when conducting **Demand** forecasts in the **Operational Planning Phase:-**

- (a) Historic **Demand** data and trends.
- (b) Weather forecasts (responsibility for weather correction of **User's Demand** rests with the **User**.)
- (c) Incidence of major events or activities
- (d) **Embedded Generation Set** [or Embedded Transmission System](#) Schedules.
- (e) **Demand** transfers.
- (f) Interconnection with adjacent **Other Authorised Distributors**.
- (g) **Demand Control** proposed to be operated by **Suppliers**.
- (h) Any other factor reasonably considered necessary.

DISTRIBUTION OPERATING CODE (DOC)

DISTRIBUTION OPERATING CODE 1

DOC 1 - APPENDIX 1

Demand FORECASTS - Operational Planning Phase (3 years ahead)

EACH CALENDAR YEAR BY WEEK 35:

For each of the next 3 years forecast information for:

- (a) Half-hour **Active Power** and **Power Factor** (or **Reactive Power**) at **Annual ACS Conditions** for the specified time of the annual peak half-hour at the associated **Grid Supply Points** and at the specified time of the **GB Transmission System Peak Demand**.
- (b) Half-hour **Active Power** and **Power Factor** (or **Reactive Power**) at **Average Conditions** at the specified half-hour of the **GB Transmission System minimum Demand**.
- (c) Half-hour **Active Power** output of **Embedded Generating Plant** or any Embedded Transmission System at the specified half-hour of the **GB Transmission System Demand**.

In addition, where the loading or the generation output of a **User** may have a particular impact on the security or stability of the **System** then the **DNO** may on request require the following information from a **User**.

- (a) **Weekly ACS Conditions** and **Average Conditions Active and Reactive Power Demand** at the time of the specified **GB Transmission System Peak Demand** each week together with forecasts of **Demand** to be met and relieved by **Embedded Generating Plant Output** and planned **Demand Control** by other **Users**.
- (b) **Weekly ACS Conditions Active and Reactive Power Demand** at the time of the specified **Grid Supply Point Peak Demand** each week.

This additional information will, where requested by the **DNO**, be updated throughout the current year (Year 0) in the **Programming Phase**, the times to be notified by the **DNO** where this is necessary.

Where reference is made to “specified” or “**GB Transmission System Demand**”, the information will be provided by the **DNO** following the receipt of information provided by **NGC** in accordance with OC1 of the **Grid Code**.

DISTRIBUTION OPERATING CODE (DOC)

DOC 1 - APPENDIX 2

Demand FORECASTS - Programming Phase (24 hours to 8 weeks ahead inclusive)

The following information shall be provided to the **DNO** in the timescales specified in DOC1.5.3:-

- (a) Schedules for the operation of **Embedded Generation Set** or any Embedded Transmission System whose output is greater than 1MW on a half-hourly basis where the **DNO** reasonably considers it appropriate
- (b) From **Suppliers**, details of their proposed use of **Demand Control** measures aggregated to 5MW or more (averaged over any half-hour) on a half hourly basis for each of the **DNO's Connection Points**;
- (c) From **Customers** and **Other Authorised Distributors** connected to the **DNO's Distribution System** whose operations are likely to result in an aggregated change in **Demand** at the **DNO's Connection Point** of supply of greater than 5MW of the **Demand** at that time on a half-hourly basis.
- (d) Any other relevant **Demand** forecast information reasonably required by the **DNO**.

DISTRIBUTION OPERATING CODE (DOC)

DISTRIBUTION OPERATING CODE 2

DOC2 OPERATIONAL PLANNING

DOC2.1 Introduction

DOC2.1.1 **Operational Planning** within the terms of the **Distribution Code** comprises the co-ordination through various timescales, of planned outages of **Plant** and **Apparatus** which affect the **Operation** of the **DNO's Distribution System** or require the commitment of the **DNO's** resources.

DOC2.1.2 This **Distribution Operating Code** also enables the **DNO** to meet its **Distribution Licence** obligation to provide certain information specified in the **Grid Code** and establishes procedures to enable the collection of such data from **Users** specified in DOC2.3 below.

DOC2.1.3 Information to be provided to the **DNO** shall be in writing as specified in DGD2f).

DOC2.1.4 In order for the **DNO** to fulfil the requirements of this DOC2 it should be noted that the information set out in the **Grid Code** OC2, to be provided by **NGC**, will form the basis of **Operational Planning** under this DOC2.

DOC2.1.5 In this **Distribution Operating Code** Year 0 means the current calendar year at any time, Year 1 means the next calendar year at any time, Year 2 means the calendar year after Year 1, etc. Where Week 52 is specified read Week 53 in appropriate years.

DOC2.2 Objectives

The objectives of this **Distribution Operating Code** are:

- (a) To set out the **DNO's Operational Planning** procedure and a typical timetable for the co-ordination of outage requirements of **Plant** and **Apparatus** to be provided by **Users** to enable the **DNO** to operate the **DNO's Distribution System**.
- (b) To specify the information to be provided by **Users** to the **DNO** to enable the **DNO** to comply with its obligations under the **Grid Code**.

DOC2.3 Scope

This **Distribution Operating Code** applies to the **DNO** and the following **Users** of the **DNO's Distribution System** which are connected at **HV**:-

- (a) **HV Customers** where the **DNO** considers it appropriate.
- (b) **Customer With Own Generation** where the **DNO** reasonably considers it appropriate.
- (c) **Embedded Generating Plant** in the **DNO's Distribution System** whose **Registered Capacity** is greater than 1MW and any Embedded Transmission System where the **DNO** reasonably considers it appropriate.
- (d) Any **Other Authorised Distributor** connected to the **DNO's Distribution System**.

DISTRIBUTION OPERATING CODE (DOC)

DOC2.4 Information Flow and Co-ordination

DOC2.4.1 **Embedded Generators**~~Embedded Generating Plant~~

Information relating to **Embedded Generating Plant** where the **DNO** reasonably considers it appropriate whose **Registered Capacity** is greater than 5MW, or 1MW in the case of renewable generating plant in Scotland and Embedded Transmission Systems, shall where reasonably required by the **DNO** be provided by the **User** directly to the **DNO**. This may include a **Customer With Own Generation** where the **DNO** considers it appropriate.

DOC2.4.2 **Other Plant and Apparatus**

Information relating to all **Plant** and **Apparatus** connected to the **DNO's Distribution System**, or that which may affect its **Operation**, shall be co-ordinated with the **DNO**.

DOC2.5 Timescales and Data

DOC2.5.1 Detailed implementation of data gathering and timescales will be agreed between the **DNO** and each **User**. Due recognition will be given by the **DNO** to voltage levels and capacities of **Plant** and **Apparatus** when assessing information requirements.

DOC2.5.2 All information shall be provided in **Decimal Weeks** as a minimum, where Week 1 commences in the first week of January as published from time to time.

DOC2.5.3 The rolling timescales involved in **Distribution Operating Code** DOC2 are illustrated in Figure 1 of this **Distribution Operating Code** and are as follows:-

(a) **Operational Planning Phase**

Long Term Planning Phase - Calendar year 3 ahead.

Medium Term - Calendar years 1 and 2 ahead

Short Term - The current calendar year 52 weeks ahead down to 9 weeks ahead

(b) **Programming Phase**

24 hours to 8 weeks ahead inclusive

(c) **Control Phase**

0 to 24 hours ahead

DOC2.6 Operational Planning

DOC2.6.1 **Long Term Programme** (Calendar Year 3 ahead - Appendix 1).

DOC2.6.1.1 Each year, the **DNO** will prepare a Long Term Programme covering year 3 ahead which will include those **Distribution System** outages, Embedded Transmission System outages and **Embedded Generating Plant** outages, where the **DNO** reasonably considers it appropriate, which may affect the performance of the **Total System**.

DISTRIBUTION OPERATING CODE (DOC)

- DOC2.6.1.2 **Users and Embedded Generators** where the **DNO** reasonably considers it appropriate will provide the **DNO** with information in accordance with Appendix 1. This information will be requested by the **DNO** in order to satisfy the requirements of DOC2.6.1.1.
- DOC2.6.2 **Medium Term Programme** (Calendar years 1 - 2 ahead Appendix 2)
- DOC2.6.2.1 The previous Long Term Programme will be updated to form the basis of the Medium Term Programme. The availability of **Embedded Generating Plant** [and any Embedded Transmission System](#) will also be updated.
- DOC2.6.2.2 **Users and Embedded Generators** will provide the **DNO** with information in accordance with Appendix 2.
- DOC2.6.3 **Short Term Programme** (Current year 52 weeks ahead down to 9 weeks ahead - Appendix 3).
- DOC2.6.3.1 The previous Medium Term Programme will be updated to form the basis of the Short Term Programme. The **DNO** will continually review this programme as necessary and periodically discuss it with the relevant parties as appropriate.
- DOC2.6.3.2 It will take account of such review and discussions and any additional outages and the following further details of each outage proposed will be notified at this stage by the appropriate party:-
- (a) Return to service times of circuits (if different from programme).
 - (b) Specific **Plant** and **Apparatus** to be worked upon.
 - (c) Any other information that may be reasonably specified by the **DNO** from time to time.
- DOC2.6.3.3 At any time and from time to time during the current calendar year up to the **Programming Phase** (8 weeks ahead), **Users** may notify reasonable changes and additions to the outages previously notified during the Medium Term planning process. The **DNO** will consider whether the changes will adversely affect **System** security, stability or other parties, and will discuss with the party in question. Where the change is so discussed the **DNO** will inform the other affected **Users**.
- DOC2.6.4 **Programming Phase** (24 hours to 8 weeks ahead inclusive)
- DOC2.6.4.1 The Short Term Programme will form the basis of the **Programming Phase** and a rolling suggested programme for the following week and subsequent 7 week period respectively will be prepared weekly by the **DNO**.
- DOC2.6.4.2 The **DNO** will update the programme each week and take account of any additional or varied outages.
- DOC2.6.4.3 Any decision to depart from the outages and actions determined during this phase will immediately be notified to the **DNO**, who will inform other affected parties.

DISTRIBUTION OPERATING CODE (DOC)

DOC2.6.5 **Generation Scheduling Information (Programming Phase 24 hours to 8 weeks ahead inclusive).**

DOC2.6.5.1 The **DNO** will obtain **Scheduling** information from **Embedded Generators** for **Embedded Generating Plant** and any Embedded Transmission System which do not constitute or contain **BM Units** which are active (ie submitting bid-offer data) where it considers it appropriate.

DOC2.6.5.2 The **Scheduling** information will specify the following on an individual **Generation Set** or Embedded Transmission System basis:

- (a) The period the set or System is required.
- (b) The planned half hourly output.
- (c) Any other information the **DNO** reasonably considers necessary.

DOC2.6.6 **Control Phase (0 to 24 hours ahead)**

During the real time **Operation** any changes to the outage programme for the day shall be at the discretion of the **DNO**.

DOC2.7 **Nuclear Generating Plant**

DOC2.7.1 The **DNO** will endeavour to give as much notice as possible to a **Generator** with Nuclear **Generating Plant** which may be operationally affected by an outage which is to be included in a programme referred to in DOC2.6.4.1.

DOC2.7.2 Where a **Generator** with Nuclear **Generating Plant** which may be operationally affected by the **DNO's Distribution System** outage programme referred to in DOC2.6.4.1 (acting as a reasonable operator) is concerned on grounds relating to safety about the effect which an outage within such outage programme might have on one or more of its Nuclear **Generating Plant**, it may contact the **DNO** to explain its concerns and discuss whether there is an alternative way of taking that outage (having regard to technical feasibility). If there is such an alternative way, but the **DNO** refuses to adopt that alternative way in taking that outage, the **Generator** may involve the **Electricity Supply Industry (ESI)** disputes resolution procedure to decide on the way the outage should be taken. If there is no such alternative way, then the **DNO** may take the outage despite that **Generator's** concerns.

DISTRIBUTION OPERATING CODE (DOC)

DISTRIBUTION OPERATING CODE 2

DOC 2 - APPENDIX 1

OPERATIONAL PLANNING - LONG TERM PLANNING PHASE (YEAR 3 AHEAD)

The requirements of the Long Term Programme apply to **Embedded Generating Plant** and Embedded Transmission Systems connected to the DNO's Distribution System specified in DOC2.3.

EACH CALENDAR YEAR BY:-

- WEEK 2 **Embedded Generators** provide the **DNO** with a provisional Embedded Generating Plant or Embedded Transmission System outage programme for Year 3 ahead specifying the **Generation Set** and MW concerned, the preferred date for each proposed outage, and where there is a possibility of flexibility, the earliest start date and latest finishing date where applicable.
- WEEK 12 The **DNO** will provide the **Embedded Generators** with details of constraints on the **DNO's Distribution System** and potential **DNO's Distribution System** requirements during each week of Years 3 ahead for an outage together with their perceived **Output Usable** requirements for Year 3 ahead.
- WEEK 25 **Embedded Generators** will provide the **DNO** with updated provisional Embedded Generating Plant or Embedded Transmission System outage programmes together with the **Registered Capacity** and neutral weekly **Output Usable** forecasts in both cases for Year 3 ahead.
- WEEK 28 The **DNO** after discussion with the **Embedded Generator** will notify each **Embedded Generator** with details of any suggested revisions the **DNO** proposes to the provisional Embedded Generating Plant or Embedded Transmission System outage programme previously supplied and the reasons for such proposed revisions including such information as provided in week 12.
- Users will provide the **DNO** with details of proposed outages in Year 3 ahead which may affect the performance of the **DNO's Distribution System**. This information need not be limited to **Plant and Apparatus and System** at the **DNO** interface. Details will comprise general outage requirements, start and end dates.
- WEEK 42 The **DNO** after discussions with the **Embedded Generator** will notify each **Embedded Generator** with details of any suggested revisions necessary to maintain **DNO System** security to the updated provisional Embedded Generating Plant or Embedded Transmission System outage programme previously supplied.
- WEEK 43 Following consultation with **Users**, the **DNO** will include these outage proposals in the Long Term Programme.

DISTRIBUTION OPERATING CODE (DOC)

DISTRIBUTION OPERATING CODE 2

DOC 2 - APPENDIX 2

OPERATIONAL PLANNING - MEDIUM TERM PROGRAMME (YEARS 1 & 2)

The requirements of the Medium Term Programme apply to **Embedded Generating Plant** [and Embedded Transmission Systems](#) connected to the **DNO's Distribution System** as specified in DOC2.3.

EACH CALENDAR YEAR BY:-

- WEEK 2 **Embedded Generators** not included in the Long Term Programme shall provide the **DNO** with a provisional [Embedded Generating Plant or Embedded Transmission System](#) outage programme for Years 1 and 2 specifying the **Generation Set** and MW concerned, the preferred date for each proposed outage, where applicable earliest start date and latest finishing date.
- WEEK 10 **Embedded Generators** provide the **DNO** with estimates of **Output Usable** for each [Embedded Generating Plant or Embedded Transmission System](#) for Year 1 and 2 (weeks 1 to 52) and its proposed **Generation Set** [and/or System](#) outage programme for Years 1 and 2.
- WEEK 12 The **DNO** will after discussion with the **Embedded Generator** provide the appropriate **Embedded Generator** with details of **DNO's Distribution System** constraints and potential **DNO's Distribution System** requirements during each week of Years 1 and 2 for an outage together with any suggested changes to its proposed **Generation Set** [or System](#) outage programme.
- The **DNO** will notify each **Embedded Generator** of **Output Usable** requirements for Years 1 and 2 (weeks 1 to 52).
- WEEK 28 **Users** within the **DNO's** distribution services area will provide the **DNO** with details of outages due to take place during the Years 1 and 2 which may affect the performance of the **DNO's Distribution System**. This will comprise updating the programme for Years 3 ahead where appropriate and including any subsequent requests.
- In addition to outage proposals, the programme shall include Trip Testing, Risks of Trip, and other information where known which may affect the security and stability of the **DNO's Distribution System**.
- WEEK 41 Each **Embedded Generator** will provide the **DNO** with revised estimates of the **Output Usable** of each [Embedded Generating Plant or Embedded Transmission System](#) for Year 1 and 2 (weeks 1 to 52).
- WEEK 48 Following consultation with **Users**, the **DNO** will include their proposals in the Medium Term Plan.

DISTRIBUTION OPERATING CODE (DOC)

DISTRIBUTION OPERATING CODE 2

DOC 2 - APPENDIX 3

OPERATIONAL PLANNING - SHORT TERM (CURRENT YEAR 52 WEEKS AHEAD DOWN TO 9 WEEKS AHEAD)

The Short Term Plan will be an update of the Medium Term Plan and comprise a receding period as the **Programming Phase** (24 hours to 8 weeks ahead inclusive) evolves through the current year.

EACH CALENDAR YEAR

- | | |
|---------|--|
| WEEK 2 | Embedded Generators not included in the Medium Term Plan will provide the DNO with a provisional <u>Embedded Generating Plant or Embedded Transmission System</u> outage programme for the current calendar year specifying the <u>Embedded Generating Plant or Embedded Transmission System</u> and MW concerned, duration of the outage, earliest start date and latest finishing date where applicable. Embedded Generators will also provide the DNO with revised estimates of <u>Embedded Generating Plant or Embedded Transmission System</u> Output Usable for weeks 9 - 52. |
| WEEK 4 | DNO will inform Embedded Generators of Output Usable requirements for weeks 9 - 52. |
| WEEK 10 | Embedded Generators will provide the DNO with estimates of each <u>Embedded Generating Plant or Embedded Transmission System</u> Output Usable for weeks 18 - 52. |
| WEEK 12 | The DNO will inform Embedded Generators of their desired changes Embedded Generator to Output Usable requirements for weeks 18 - 52 and will provide details of DNO's Distribution System constraints and DNO's Distribution System requirements. |
| WEEK 25 | Embedded Generators will provide the DNO with estimates of each <u>Embedded Generating Plant or Embedded Transmission System</u> Output Usable for weeks 28 - 52. |
| WEEK 27 | The DNO will inform Embedded Generators of changes to Output Usable requirements for weeks 31 - 52. |
| WEEK 41 | Embedded Generators will provide the DNO with estimates of each <u>Embedded Generating Plant or Embedded Transmission System</u> Output Usable for weeks 44 - 52. |
| WEEK 43 | The DNO will inform Embedded Generators of changes to Output Usable requirements for weeks 44 - 52. |

An update of **Users** proposals agreed in the Medium Term Plan will be included in the Short Term Programming Phase.

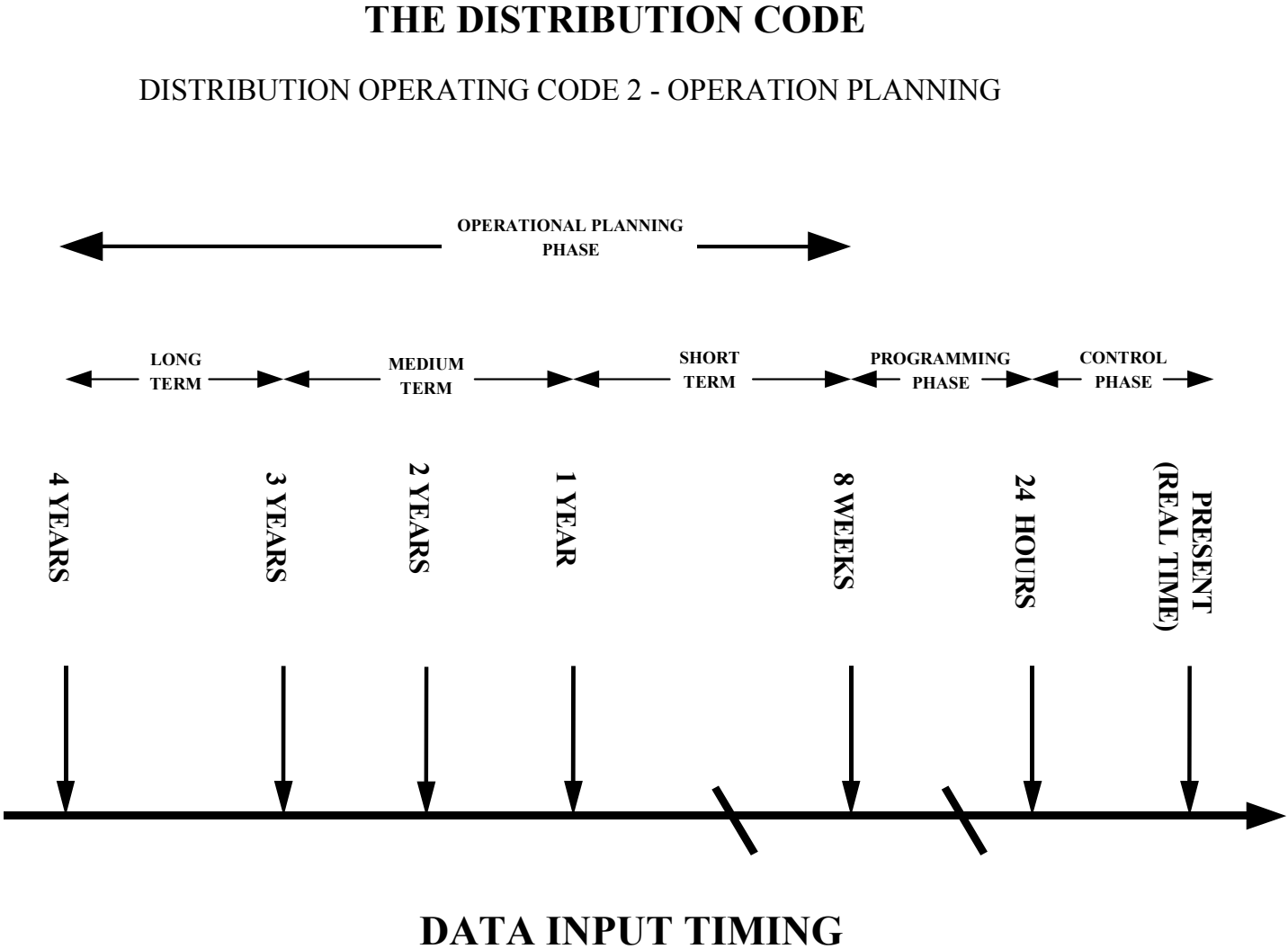


Figure 1

DISTRIBUTION OPERATING CODE (DOC)

DISTRIBUTION OPERATING CODE 5

DOC5 TESTING AND MONITORING

DOC5.1 Introduction

DOC5.1.1 To ensure that the **DNO's Distribution System** is operated efficiently and within its licence standards and to meet statutory actions the **DNO** will organise and carry out testing and/or monitoring of the effect of **Users'** electrical apparatus on the **DNO's Distribution System**.

DOC5.1.2 The testing and/or monitoring procedures will be specifically related to the technical criteria detailed in the **Distribution Planning and Connection Code**. They will also relate to the parameters submitted by **Users** in the **Distribution Data Registration Code**.

DOC5.1.3 This DOC5 also covers the testing requirements that might be imposed from time to time on **Embedded Medium Power Stations** owned by a **Generator** who is not party to the **CUSC**

DOC5.1.4 The testing carried out under this **Distribution Operating Code (DOC5)** should not be confused with the more extensive **System Test** outlined in DOC12.

DOC5.2 Objective

DOC5.2.1 The objective of this **Distribution Operating Code** is to specify the **DNO's** requirement to test and/or monitor its **DNO's Distribution System** to ensure that **Users** are not operating outside the technical parameters required by the **Distribution Planning and Connection Code** and/or the **Distribution Operating Codes**.

DOC5.3 Scope

DOC5.3.1 This Distribution Operating Code applies to the following **Users** of the **DNO's Distribution System**:-

- (a) **Customers** (it is not intended that the **Distribution Code** will necessarily apply to small **Customers** individually - their obligations will generally be dealt with on their behalf by their **Supplier**).
- (b) **Embedded Generators**.
- (c) **Other Authorised Distributor** connected to the **DNO's Distribution System**.
- (d) **Suppliers**.
- (e) **Meter Operators**.

DOC5.4 Procedure Related to Quality of Supply

DOC5.4.1 The **DNO** will from time to time determine the need to test and/or monitor the quality of supply at various points on its **DNO's Distribution System**.

DOC5.4.2 The requirement for specific testing and/or monitoring may be initiated by the receipt of complaints as to the quality of supply on the **DNO's Distribution System**.

DISTRIBUTION OPERATING CODE (DOC)

- DOC5.4.3 In certain situations the **DNO** may require the testing and/or monitoring to take place at the point of connection of a **User** with the **DNO's Distribution System**.
- DOC5.4.4 Where testing and/or monitoring is required at the **Connection Point**, the **DNO** will advise the **User** involved and will make available the results of such tests to the **User**.
- DOC5.4.5 Where the results of such tests show that the **User** is operating outside the technical parameters specified in the **Distribution Planning and Connection Code**, the **User** will be informed accordingly.
- DOC5.4.6 Where the **User** requests, a retest will be carried out and the test witnessed by a **User** representative.
- DOC5.4.7 A **User** shown to be operating outside the limits specified in **Distribution Planning and Connection Code** will rectify the situation or disconnect the **Apparatus** causing the problem from its electrical **System** connected to the **DNO's Distribution System** immediately or within such time as is agreed with the **DNO**.
- DOC5.4.8 Continued failure to rectify the situation will result in the **User** being disconnected or de-energised in accordance with the **Connection Agreement** from the **DNO's Distribution System** either as a breach of the **Distribution Code** or through the authority of the **ESQCR**, where appropriate.
- DOC5.5 **Procedure Related to Connection Point Parameters**
- DOC5.5.1 The **DNO** from time to time will monitor the effect of the **User** on the **DNO's Distribution System**.
- DOC5.5.2 The monitoring will normally be related to amount of **Active Power** and **Reactive Power** transferred across the **Connection Point**.
- DOC5.5.3 Where the **User** is exporting to or importing from the **DNO's Distribution System Active Power** and **Reactive Power** in excess of the parameters in the **Connection Agreement** the **DNO** will inform the **User** and where appropriate demonstrate the results of such monitoring.
- DOC5.5.4 The **User** may request technical information on the method of monitoring and, if necessary, request another method reasonably acceptable to the **DNO**.
- DOC5.5.5 Where the **User** is operating outside the specified parameters, the **User** will immediately restrict the **Active Power** and **Reactive Power** transfers to within the specified parameters.
- DOC5.5.6 Where the **User** requires increased **Active Power** and **Reactive Power** in excess of the physical capacity of the **Connection Point** the **User** will restrict power transfers to those specified in the **Connection Agreement** until a modified **Connection Agreement** has been applied for from the **DNO** and physically established.

DISTRIBUTION OPERATING CODE (DOC)

DOC5.6 Grid Code Compliance for Medium Power Stations not subject to an embedded generation agreement

DOC5.6.1 Procedure For Compliance

- DOC5.6.1.1 NGC may, from time to time, but generally not more than twice in any calendar year, request that the **DNO** procure from the **Generator** a statement confirming compliance with the relevant **Grid Code** Connection Conditions at the **Embedded Medium Power Station** not subject to an embedded generation agreement in question. Such requests will generally, but not necessarily, be contingent on the issues raised in DOC6.5.3.3 below.
- DOC5.6.1.2 On request from the **DNO**, in furtherance of DOC5.6.1.1 above or at other times not generally more than twice per calendar year, the **Generator** will provide to the **DNO** a statement with appropriate supporting evidence of compliance with the relevant **Grid Code** requirements. The **DNO** will immediately submit this information to NGC. The **Generator** is at liberty to submit the data directly to NGC, but a copy must be submitted in parallel to the **DNO**.
- DOC5.6.1.3 In the event that in NGC's view an **Embedded Medium Power Station** fails persistently to comply with the **Grid Code** Connection Conditions NGC shall notify the **DNO** giving details of the failure and of the monitoring that NGC has carried out.
- DOC5.6.1.4 The **DNO** will notify the **Generator** responsible for the **Embedded Medium Power Station** in question as soon as possible, and in any case within 2 working days of all the facts contained in the NGC notice.
- DOC5.6.1.5 The **Generator** responsible for the **Embedded Medium Power Station** in question will, as soon as possible, provide the **DNO** with an explanation of the reasons for the failure and details of the action that it proposes to take to comply with the **Grid Code** Connections Conditions within a reasonable period. ;
- DOC 5.6.1.6 NGC, the **DNO** and the **Generator** will then discuss the action the **Generator** proposes to take and will endeavour to reach agreement as to:
- (a) any short term operational measures necessary to protect other **Users**; and
 - (b) the parameters which are to be submitted for the **Generation Set** and the effective date(s) for the application of the agreed parameters.

DOC5.6.2 Procedure for Testing

- DOC5.6.2.1 Subject to the provisions of DOC5.6.1 should the **DNO** fail to procure a notice of compliance to NGC's reasonable satisfaction, NGC may at any time (although not normally more than twice in any calendar year in respect of any particular **Embedded Medium Power Station** not subject to an embedded generation agreement issue an instruction requiring the **DNO** to facilitate a test, provided NGC has reasonable grounds of justification based upon:
- (a) a submission of data in respect of the relevant **Embedded Medium Power Station** indicating a change in performance; or
 - (b) a statement from the **DNO** or **Generator** indicating a change in performance; or

DISTRIBUTION OPERATING CODE (DOC)

- (c) monitoring by **NGC**, whether or not carried out in accordance with DOC5.6.1.3 above; or
- (d) notification from the **DNO** of completion of an agreed action from DOC5.6.1 above.

DOC5.6.2.2 The test referred to in DOC5.6.2.1 on any one or more of the **Generation Sets** comprising part of the relevant **Embedded Medium Power Station** should only be to demonstrate that:

- (a) the relevant **Generation Set** meets the requirements of the paragraphs in the **Grid Code** Connection Conditions which are applicable to such **Generation Sets** or **Power Station**; or
- (b) the relevant **Generation Set** meets the requirements for operation in **Limited Frequency Sensitive Mode** in accordance with CC.6.3.3, BC3.5.2 and BC3.7.2,

DOC5.6.2.3 The instruction referred to in DOC5.6.2.1 may only be issued where, following consultation and the preparation of a mutually agreed testing plan (to include prevailing economic conditions etc) and timetable between the **DNO**, **Generator** and **NGC**, **NGC** has:

- (a) confirmed to the **DNO** and **Generator** the manner in which the test will be conducted, which shall be consistent with the principles established in DOC5.6.3; and
- (b) received confirmation from the **DNO** that the relevant **Generation Set** would not then be unavailable by reason of forced outage or **Planned Outage** expected prior to the instruction.

DOC5.6.3 Conduct of Test

DOC5.6.3.1 The **Generator** is responsible for carrying out the test when requested by the **DNO** following a valid request from **NGC** in accordance with DOC5.6.2.1 and the **Generator** retains the responsibility for the safety of personnel and plant during the test.

DOC5.6.3.2 The performance of the **Generation Set** concerned will be recorded at **NGC** and/or **DNO Control Centres** with monitoring at site as and when necessary during the test.

DOC5.6.3.3 If monitoring at site is undertaken, the performance of the **Generation Set** will be recorded on a suitable recorder (with measurements taken as appropriate on the **Generation Set** Stator Terminals / on the LV side of the generator transformer) in the relevant **User's Control Centre**, in the presence of a reasonable number of representatives appointed and authorised by **NGC**. If **NGC** or the **DNO** or the **Generator** requests, monitoring at site will include measurement of the following parameters during the test.:

- (a) for Steam Turbines: governor pilot oil pressure, valve position and steam pressure; or
- (b) for Gas Turbines: Inlet Guide Vane position, Fuel Valve positions, Fuel Demand signal and Exhaust Gas temperature; or
- (c) for Hydro Turbines: Governor Demand signal, Actuator Output signal, Guide Vane position; and/or

DISTRIBUTION OPERATING CODE (DOC)

- (d) for Excitation Systems: Generator Field Voltage and Power System Stabiliser signal where appropriate.

DOC5.6.3.4 The relevant test parameters and the pass/fail criteria shall be drawn from Section OC5.5.3 of the **Grid Code**.

DOC5.6.4 Test Failure/Re-test

DOC5.6.4.1 If the **Generation Set** concerned fails to pass the test the **Generator** must provide the **DNO** and **NGC** with a written report specifying in reasonable detail the reasons for any failure of the test so far as they are then known to the **Generator** after due and careful enquiry.

DOC5.6.4.2 The **DNO** has the responsibility under the **Grid Code** to forward the report of DOC5.6.4.1 above to **NGC**. This report must be provided within five Business Days of the test. If a dispute arises relating to the failure, **NGC**, the **DNO** and the **Generator** shall seek to resolve the dispute by discussion, and, if they fail to reach agreement, either of the **DNO** or **Generator** may by notice respectively:

- (a) require **NGC** to initiate a re-test on 48 hours' notice which shall be carried out following the procedure set out in OC5.5.2 and OC5.5.3 and subject as provided in OC5.5.1.3, as if **NGC** had issued an instruction at the time of notice from the relevant **User**; or
- (b) confirm that it (or they) will exercise its right to carry out a re-test on 48 hours' notice which shall be carried out following the procedure set out in **Grid Code** Sections OC5.5.2 and OC5.5.3 and subject as provided in **Grid Code** Sections OC5.5.1.6, as if **NGC** had issued an instruction at the time of notice from the **DNO**.

DOC5.6.5 Dispute following Re-test

DOC5.6.5.1 If the **Generation Set** in **NGC's** view fails to pass the re-test and a dispute arises on that re-test, **NGC**, the **DNO** and the **Generator** may use the **CUSC Disputes Resolution Procedure**, (which embodies the ESI disputes resolution procedure) for a ruling in relation to the dispute, which ruling shall be binding.

DOC5.6.6 Dispute Resolution

DOC5.6.6.1 If following the procedure set out in DOC5.6.5 it is accepted that the **Generation Set** has failed the test or re-test (as applicable), the **Generator** shall within 14 days, or such longer period as **NGC** may reasonably agree, following such failure, submit in writing to the **DNO** for submission to **NGC** for approval the date and time by which the **Generator** shall have brought the **Generation Set** concerned to a condition where it complies with the relevant requirement.

DOC5.6.6.2 Should **NGC** not approve the **Generator's**, proposed date or time (or any revised proposal), the **Generator** shall amend such proposal having regard to any comments **NGC** and/or the **DNO** may have made and re-submit it for approval.

DOC5.6.6.3 If the **Generation Set** fails the test the **Generator** shall resubmit to the **DNO** the relevant registered parameters of that **Generation Set** for the period of time until the **Generation Set** can achieve the parameters previously registered, as demonstrated (if required by **NGC** in accordance with DOC5.6.6.4) in a re-test. The **DNO** will submit these parameters to **NGC** as required by the **Grid Code**.

DISTRIBUTION OPERATING CODE (DOC)

- DOC5.6.6.4 Once the **Generator**, has indicated to **NGC** via the **DNO** the date and time that the **Generation Set** can achieve the parameters previously registered or submitted, **NGC** shall either accept this information or require the **Generator** to demonstrate the restoration of the capability by means of a repetition of the test referred to in DOC5.6.7 by an instruction requiring the **DNO** to ensure on 48 hours' notice that such a test is carried out by the **Generator**.
- DOC5.6.6.5 The provisions of this DOC5.6.6 will apply to such further test.

DISTRIBUTION OPERATING CODE (DOC)

DISTRIBUTION OPERATING CODE 6

DOC6 DEMAND CONTROL

DOC6.1 Introduction

DOC6.1.1 This **Distribution Operating Code** DOC6 is concerned with the provisions to be made by the **DNO** and **Users** with **Systems** connected to the **DNO's Distribution System** in certain circumstances, to permit reductions in **Demand** in the event of insufficient **Generating Plant**, and transfers from **External Interconnections** being available to meet **Demand** or to avoid disconnection of **Customers** or in the event of breakdown and/or operating problems (such as in respect of **System Frequency**, **System** voltage levels or **System** thermal overloads) on any part of the **GB Transmission System** and/or the **DNO's Distribution System**.

DOC6.1.2 This **Distribution Operating Code** deals with the following methods of **Demand Control**:-

- (a) **Customer Demand** reduction, including **Voltage Reduction**, initiated by the **DNO**.
- (b) **Customer Demand** reduction instructed by **NGC**.
- (c) Automatic low frequency **Demand** disconnection.
- (d) Emergency manual **Demand** disconnection.

The term "Demand Control" is used to describe any or all of these methods of achieving a Demand reduction.

Data relating to Demand Control should be expressed in MW.

DOC6.1.3 The situation where it is necessary to reduce **Demand** due to Civil Emergencies is dealt with in **Distribution Operating Code**, DOC9.

The Electricity Supply Emergency Code issued by the Department of Energy in November 1999 (as amended from time to time) provides that in certain circumstances consumers are given a certain degree of "protection" when rota disconnections are implemented pursuant to a direction under the Energy Act 1976. No such protection can be given under the **Grid Code** or this section of the **Distribution Code**.

DOC6.1.4 Connections between **Power Stations** comprising **Generation Set(s)** which comprise or contain **BM Units** which are active (ie. submitting bid-offer data) in the **Balancing Mechanism** and a **DNO's Distribution System** will not, as far as is possible, be disconnected by a **DNO** pursuant to the provisions of DOC6 insofar as that would interrupt supplies.

- (a) For the purpose of operation of the **Power Station** (including start-up and shutting down).
- (b) For the purposes of keeping the **Power Station** in a state that it could be started-up when it is off-load for ordinary operational reasons.
- (c) For the purpose of compliance with the requirements of a Nuclear Site Licence.

DISTRIBUTION OPERATING CODE (DOC)

Demand Control pursuant to this **DOC6** therefore applies subject to this exception.

DOC6.1.5 The control of **Demand Control** between the **DNO's Distribution System** and the **GB Transmission System** will be carried out in accordance with Operating Code of the **Grid Code** and is outwith the scope of this **Distribution Operating Code**.

DOC6.2 **Objective**

To establish procedures to enable the **DNO**, following an instruction of **NGC** or otherwise, to achieve reduction in **Demand** that will either avoid or relieve operating problems on the **GB Transmission System** and/or the **DNO's Distribution System**, in whole or in part in a manner that does not discriminate against or unduly prefer any one or any group of **Suppliers** or their **Customers** or **Other Authorised Distributors** in accordance with the **Distribution Licence**.

DOC6.3 **Scope**

This **Distribution Operating Code** will apply to the **DNO** and to **Users** which in this **Distribution Operating Code** means:

- (a) **Customers** (it is not intended that the **Distribution Code** shall apply to small **Customers** individually).
- (b) **Embedded Generators**.
- (c) **Other Authorised Distributor** connected to the **DNO's Distribution System**.

DOC6.3.2 Implementation of **Demand Control** by the **DNO** may affect all **Suppliers' Customers** and where applicable, contractual arrangements between **Suppliers** and their **Customers** may need to reflect this.

DOC6.4 **Operational System Load Reduction Arrangements**

DOC6.4.1 The **DNO** will arrange within its **DNO's Distribution System** a scheme to reduce load in a controlled manner by reducing voltage and/or by disconnecting **Customers** and/or **Users**.

DOC6.4.2 A **System** of warnings will be contained within the load reduction arrangements to give notice, wherever practical, of impending implementation.

DOC6.4.3 The **DNO** will arrange to have available within the **DNO's Distribution System**, four stages of **Demand Control** in integral multiples of between four and six per cent. These stages may include the use of **Voltage Reduction** and/or other forms of **Demand Control** determined by the **DNO**.

DOC6.4.4 The groups will be arranged so that disconnection can take place uniformly across the **DNO's Distribution System**, and as far as practicable uniformly between **Grid Supply Points**.

DOC6.4.5 The **DNO** will arrange to have available a scheme to implement a further four 5% stages of **Demand Control** upon receipt of a suitable warning from **NGC** which will be issued by 1600 hrs on the previous day.

DISTRIBUTION OPERATING CODE (DOC)

The **DNO** will arrange to have available a scheme to implement further twelve 5% stages of **Demand Control**.

- DOC6.4.6 **Embedded Generators, Suppliers, Customers and Other Authorised Distributors** connected to the **DNO's Distribution System** will need to be considered in the preparation of **DNO's Demand Control** schemes.
- DOC6.4.7 The **DNO** shall issue instructions to such **Users** of the **DNO's Distribution System** who are required to disconnect or reconnect and the **User** shall carry out the instructions without delay.
- DOC6.4.8 Once a disconnection has been applied at the instruction of the **DNO**, the **User** shall not reconnect until the **DNO** instructs the **User** to do so in accordance with this **Distribution Operating Code**.
- DOC6.4.9 The **Users** shall abide by the instructions of the **DNO** with regard to reconnection under this **Distribution Operating Code** without delay.
- DOC6.4.10 Where disconnection is envisaged by the **DNO** to be prolonged, the **DNO** may utilise disconnection rotas where 5 per cent groups are interchanged to ensure (so far as practicable) equitable treatment of **Customers**, provided that the proportion of total **Demand** disconnected at all times does not change.
- DOC6.5 **Automatic Low Frequency Demand Disconnection**
- DOC6.5.1 The **DNO** shall provide automatic low frequency disconnection in stages by tripping relays to disconnect at least 40% of the **DNO's Distribution System Peak Demand** in Scotland and 60% of the **DNO's Distribution System Peak Demand** in England and Wales (based on the winter peak value), in order to seek to limit the consequences of the loss of a major source of generation or an **Event** on the **GB Transmission System** which leaves part of the **Total System** with a generation deficit.
- DOC6.5.2 The **Demand** subject to automatic low frequency disconnection shall be split into discrete blocks. The number, location and size of the blocks and the associated low frequency settings will be as specified by the **DNO**. The intention is that the distribution of the blocks will be such as to give a reasonably uniform application throughout the **DNO's Distribution System**, but may take into account any operational requirements and the essential nature of certain **Demand**.
- DOC6.5.3 Where conditions are such that, following automatic low frequency disconnection, it is not possible to restore all or a great proportion of those **Customers** so disconnected within a reasonable period of time, the **DNO** may instruct, at any time, further manual load disconnection and instruct a portion of the **Customers** which were disconnected by automatic low frequency disconnection to be restored in order that any further fall in **Frequency** will be contained by operation of automatic low frequency disconnection.
- DOC6.5.4 Once an automatic low frequency disconnection has taken place, it shall not be reconnected until the **DNO** instructs to do so in accordance with this **Distribution Operating Code**.

DISTRIBUTION OPERATING CODE (DOC)

- DOC6.5.5 Each **Supplier** and **Other Authorised Distributor** shall abide by the instructions of the **DNO** with regard to reconnection under this **Distribution Operating Code** without delay.
- DOC6.5.6 In addition, **Embedded Generators** may wish to disconnect, automatically or manually, their plant from the **System** to which it is connected at certain frequency levels. Any such disconnection will be agreed with the **DNO** on connection to the **DNO's Distribution System** in accordance with the **Distribution Planning and Connection Code**.
- DOC6.6 **Emergency Manual Disconnection of Demand**
- DOC6.6.1 The **DNO** shall make such arrangements as are necessary to enable it to disconnect **Customers** under emergency conditions irrespective of frequency.
- DOC6.6.2 The **DNO** shall annually, by the end of September, prepare schedules with details, on a **Grid Supply Point** basis and including arrangements with **Users**, of the percentage block of **Demand** at that **Grid Supply Point** available for manual disconnection, the method of disconnection to be used and the timescale of the implementation of disconnection of each block.
- DOC6.6.3 The scheme will be designed to be called into operation irrespective of **System Frequency**, and to be implemented in predetermined timescales to disconnect **Demand** progressively.
- DOC6.6.4 **Customers** and **Other Authorised Distributors** may be required to provide manual disconnection facilities. Where required by the **DNO** to disconnect load, each **Customer** or **Other Authorised Distributor** shall abide by the instructions of the **DNO** with regard to disconnection under this **Distribution Operating Code** without delay and the instructed disconnection must be completed without undue delay.
- DOC6.6.5 Once a disconnection has been applied at the instruction of the **DNO** reconnection shall not be applied until the **DNO** instructs it to be done in accordance with this **Distribution Operating Code**.
- DOC6.6.6 Each **Customer** and **Other Authorised Distributor** shall abide by the instructions of the **DNO** with regard to reconnection under this **Distribution Operating Code** without delay.
- DOC6.7 **Co-ordination of Actions**
- DOC6.7.1 Where **Demand Control** is exercised by the **DNO** in order to safeguard the **DNO's Distribution System** the **DNO** will liaise with and inform **Users** accordingly so far as is practical.
- DOC6.7.2 Where **Demand Control** is exercised by the **DNO** on instruction or request from **NGC** in order to safeguard the **Total System** then the **DNO** is required to respond to these requests promptly but will liaise with and inform other **Users** so far as is practical.

DISTRIBUTION OPERATING CODE (DOC)

DISTRIBUTION OPERATING CODE 7

DOC7 OPERATIONAL LIAISON

DOC7.1 Introduction

DOC7.1.1 This **Distribution Operating Code** DOC7 sets out the requirements for the exchange of information in relation to **Operations** and/or **Events** on the **DNO's Distribution System** and on the immediately adjacent parts of adjoining **Systems** which have had (or may have had), or will have (or may have) an **Operational Effect**.

- (a) on the **DNO's Distribution System** or on the **System** of any other **User** in the case of an **Operation** and/or **Event** occurring on the **System** of a **User**, and
- (b) on the **System** of a **User** in the case of an **Operation** and/or **Event** occurring on the **DNO's Distribution System** or the **GB Transmission System**,

where no requirement for liaison is specified in any other section of the **Distribution Code**.

DOC7.1.2 The requirement to notify in DOC7 relates generally to communicating what has happened or what is to happen and not the reasons why. However, DOC7 provides, when an **Event** has occurred on the **DNO's Distribution System** which itself has been caused by (or exacerbated by) an **Operation** or **Event** on a **User's System**, the **DNO** in reporting the **Event** on the **DNO's Distribution System** to a **User** can pass on what it has been told by the **User** in relation to the **Operation** on that **User's System**.

DOC7.2 Objective

To provide for the exchange of information so that the implications of the **Operation** and/or **Event** can be considered and the possible risks arising from it can be assessed and appropriate action taken by the relevant party in order to maintain the integrity of the **Total System** and the **User's System**. This **Distribution Operating Code** does not seek to deal with any actions arising from the exchange of information, but merely with that exchange.

DOC7.3 Scope

This Distribution Operating Code applies to the **DNO** and to Users, which in this Distribution Operating Code means:-

- (a) **High Voltage Customers**.
- (b) **Embedded Generators** connected to the **DNO's Distribution System** at HV.
- (c) **Other Authorised Distributors** connected to the **DNO's Distribution System** at HV.
- (d) **Suppliers** on behalf of their **Customers** where appropriate.

DISTRIBUTION OPERATING CODE (DOC)

DOC7.4 **Communications**

DOC7.4.1 The **DNO** and each **User** connected to the **DNO's Distribution System** will establish communication channels to make effective the exchange of information required by DOC7.

DOC7.4.2 Communication should, as far as possible, be direct between the **User** and the operator of the network to which that **User** is connected.

DOC7.4.3 Information between a **DNO** and **Users** will be exchanged on the reasonable request of either party. The request may follow a specific **Operation** or **Event**, or be in accordance with a prior agreement to exchange information on particular types of **Operation** or **Event**.

This does not preclude the voluntary exchange of information which may be perceived as being relevant to the operation of the **DNO** or **User System**, in accordance with good operating practice.

DOC7.5 **Requirement to notify Operations**

DOC7.5.1 **Notification Requirements**

DOC7.5.1.1 In the case of an **Operation** on the **DNO's Distribution System** or on receipt of notification of an **Operation** on the **GB Transmission System**, which will have or may, in the opinion of the **DNO**, have an **Operational Effect** on the **System** of a **User** connected to the **DNO's Distribution System**, the **DNO** will notify the **User** in accordance with DOC7.

DOC7.5.1.2 In the case of an **Operation** on the **System** of a **User** connected to the **DNO's Distribution System**, which, in the opinion of the **User**, will have or may have an **Operational Effect** on the **DNO's Distribution System**, the **User** will notify the **DNO** in accordance with DOC7.

DOC7.5.1.3 An **Operation** may be caused by another **Operation** or an **Event** on another's **System** and in such situations the information to be notified is different from that where the **Operation** arose independently of any other **Operation** or **Event**.

DOC7.5.1.4 Whilst in no way limiting the general requirement to notify in advance as set out in this part of this **Distribution Operating Code**, DOC7.5, the following are examples of circumstances where notification may be required in accordance with this **Distribution Operating Code**:-

- (a) The implementation of a scheduled outage of **Plant** and/or **Apparatus** which has been arranged pursuant to **Distribution Operating Code** DOC2.
- (b) The **Operation** (other than, in the case of a **User**, at the instruction of the **DNO**) of a circuit breaker or isolator or any sequence or combination of the two, including any temporary over-stressing, **System** parallels, or **Generation Set** synchronising.
- (c) Voltage control.

DISTRIBUTION OPERATING CODE (DOC)

DOC7.5.2 Form of Notification

DOC7.5.2.1 A notification under DOC7.5.1 will be of sufficient detail to describe the **Operation**, although it need not state the cause, and to enable the recipient of the notification reasonably to consider and assess the implications and risks arising and will include the name of the individual reporting the **Operation** on behalf of the **DNO** or the **User**, as the case may be. The recipient may seek clarification of the notification.

DOC7.5.2.2 The notification may be written or oral. Written notification must be of an immediate form such as electronic mail. Where the notification is oral, it shall be written down by the sender and be dictated to the recipient who shall write it down and repeat each phrase as received and on completion shall repeat the notification in full to the sender and check that it has been accurately recorded.

DOC7.5.3 Timing

A notification under DOC7.5.12 shall be given in sufficient time as will reasonably allow the recipient to consider and assess the implications and risks arising, and to undertake mitigating actions.

DOC7.6 Requirement to Notify Events

DOC7.6.1 Notification Requirements

DOC7.6.1.1 In the case of an **Event** on the **DNO's Distribution System** or on receipt of notification of an **Event** on the **GB Transmission System**, which, in the opinion of the **DNO**, might have had or will have an **Operational Effect** on the **System** of a **User** connected to the **DNO's Distribution System**, the **DNO** will notify the **User** in accordance with this DOC7. This does not preclude any **User** asking the **DNO**, to whose **System** he is connected, for information regarding the **Event** which has affected the **User's System**.

DOC7.6.1.2 In the case of an **Event** on the **System** of a **User** connected to the **DNO's Distribution System**, which has had or may have had an **Operational Effect** on the **DNO's Distribution System** or on the **GB Transmission System**, the **User** will notify the **DNO** in accordance with this DOC7.

DOC7.6.1.3 An **Event** may be caused by (or exacerbated by) another **Event** or by an **Operation** on another's **System** and in that situation the information to be notified is different from that where the **Event** arose independently or any other **Event** or **Operation**.

DOC7.6.1.4 Whilst in no way limiting the general requirement to notify set out in this part of this **Distribution Operating Code**, DOC7.6, the following are examples of circumstances where notification may be required in accordance with this **Distribution Operating Code**:-

- (a) Where **Plant** and/or **Apparatus** is being operated in excess of its capability or may present a hazard to personnel.
- (b) The actuation of an alarm or indication of an abnormal operating condition.
- (c) Adverse weather conditions being experienced or forecast.

DISTRIBUTION OPERATING CODE (DOC)

(d) Breakdown of, or faults on, or temporary changes in the capabilities of, **Plant** and/or **Apparatus** including **Protection** control, communications and metering equipment.

(e) Increased risk of inadvertent **Protection** operation.

DOC7.6.2 **Form of Notification**

DOC7.6.2.1 A notification under DOC7.6.1 of an **Event**, although it need not state the cause, shall be of sufficient detail to enable the recipient of the notification to reasonably consider and assess the implications and risks arising. Details of the **Event** should include the timescale and the probability of repeat occurrences within a period. The recipient may seek clarification of the notification.

DOC7.6.2.2 The notification may be written or oral. Written notification must be of an immediate form such as electronic mail. Except in an emergency situation any oral notification shall, be written down by the sender and dictated to the recipient who shall write it down and repeat each phrase as received and on completion shall repeat the notification in full to the sender and check that it has been accurately recorded.

DOC7.6.3 **Timing**

A notification under DOC7.6.1 shall be given as soon as practicable after the occurrence of the **Event**, or time that the **Event** is known of or anticipated by the giver of the notification under this **Distribution Operating Code** DOC7.

DOC7.7 **System Control**

DOC7.7.1 Where a part of a **DNO's Distribution System** is, by agreement, under the **System Control** of the **GB Transmission System Control Centre** then the requirements and provisions of the **Grid Code** shall apply to that situation as if that **DNO's Distribution System** was the **GB Transmission System**.

DOC7.7.2 Where a part of a **User's System** is, by agreement, under the **System Control** of a **Distribution Control Centre** the **DNO**, then the requirements and provisions of this **Distribution Operating Code** shall apply to that situation as if that **System** was part of the **DNO's Distribution System**.

DOC7.8. **Significant Incidents**

DOC7.8.1 Where an **Event** on the **DNO's Distribution System** or the **GB Transmission System** or the **System** of a **User**, in the opinion of the **DNO**, has had or may have had a significant effect on the **System** of any of the others, the **Event** shall be reported in writing to the owner of the **System** affected in accordance with the provisions of **Distribution Operating Code** DOC10. Such an **Event** will be termed a "**Significant Incident**".

DOC7.8.2 Where the **DNO** notifies a **User** of an **Event** under DOC7, which the **User** considers has had or may have a significant effect on that **User's System**, that **User** will require the **DNO** to report that **Event** in writing and will notify the **DNO** accordingly. Such an **Event** will also be termed a "**Significant Incident**".

DISTRIBUTION OPERATING CODE (DOC)

DOC7.8.3 Without limiting the general description set out in DOC7.8.1 or DOC7.4.10.2 a **Significant Incident** will include **Events** which result in, or may result in, the following:

- (a) Voltage outside statutory limits.
- (b) **System Frequency** outside statutory limits.
- (c) **System** instability.

DISTRIBUTION OPERATING CODE (DOC)

DISTRIBUTION OPERATING CODE 8

DOC8 SAFETY CO-ORDINATION

DOC8.1 Introduction

DOC8.1.1 This **Distribution Operating Code** DOC8 specifies the **Safety Management System** criteria to be applied by the **DNO** and **Users** for the co-ordination, establishment and maintenance of necessary **Safety Precautions** when work or testing is to be carried out on **Plant** and/or **Apparatus** of the **DNO** or a **User** and where for this to be done safely, isolation on and/or earthing of the other's **System** is needed. This **Distribution Operating Code** does not apply to the situation where **Safety Precautions** need to be agreed solely between **Users**.

DOC8.1.2 This **Distribution Operating Code** does not seek to impose a particular set of **Safety Rules** on the **DNO** and **Users**. The **Safety Rules** to be adopted and used by the **DNO** and each **User** shall be those chosen by each.

DOC8.2 Objectives

To lay down requirements with a view to ensuring safety of persons working at or across Operational and Ownership Boundaries between the **DNO's Distribution System** and **Users' Systems**.

DOC8.3 Scope

This **Distribution Operating Code** **DOC8** specifies the **Safety Management System** criteria to be applied by the **DNO** and all **Users** of the **DNO's Distribution System** at or across an **Operational Boundary**, **Users** for the purposes of this **Distribution Operating Code** being:-

- (a) **High Voltage Customers.**
- (b) **Embedded Generators, but excluding the OTSO.**
- (c) **Other Authorised Distributors** connected to the **DNO's Distribution System.**
- (d) **Meter Operators.**
- (e) Any other party reasonably specified by the **DNO** including **Users** with **Unmetered Supply** and those connected at **Low Voltage** for appropriate sections of **DOC8** where necessary.

DOC8.4 Operational Safety

DOC8.4.1 Approved Safety Management Systems

DOC8.4.1.1 At each site or location where an **Operational Boundary** exists, a **Safety Management System** specifying the principles and procedures to be applied so as to ensure the health and safety of all who are liable to be working or testing on the **DNO's Distribution System**, or on **Plant** and **Apparatus** connected to it, will be established by the **DNO** and **Users**. For interfaces involving **HV Systems** this shall include the provision for **Control Person(s)**, a system of documentation and the establishment of **Safety Precautions**.

DISTRIBUTION OPERATING CODE (DOC)

DOC8.4.2 Authorised Persons

DOC8.4.2.1 The **DNO** and every **User** shall at all times have nominated a person or persons to be responsible for the co-ordination of safety pursuant to this **Distribution Operating Code**, those persons being referred to in this **Distribution Operating Code** as **Control Persons**. (Under the conditions of the **DNO's Safety Rules** a **Control Person** may either be at the **DNO's Distribution Control Centre** or be a person authorised in accordance with DOC8.4.2.2, who is at the site or location of the **Operational Boundary**).

DOC8.4.2.2 **Control Persons** and persons concerned with the carrying out of **Safety Precautions** and work on or testing of **Plant** and **Apparatus** forming part of, or connected to, the **DNO's Distribution System** shall have a written authorisation designating their role in implementing the **Safety Management System**.

DOC8.4.2.3 The written authorisation shall indicate the class of **Operation** and/or the class of work permitted and the parts of the **System**, the **DNO** and/or **Users**, to which the written authorisation shall apply.

DOC8.4.3 System of Documentation

DOC8.4.3.1 A system of documentation shall be maintained by the **DNO** and the appropriate **Users** which will record the inter-system **Safety Precautions** taken when:-

- (a) Work and/or testing is to be carried out on **HV Plant** and/or **Apparatus** across the **Operational Boundary**.
- (b) Isolation and/or earthing of the other's **System** is required.

DOC8.4.3.2 Where relevant, copies of the **Safety Management Systems** and related documentation shall be exchanged between the **DNO** and **Users** for each **Operational Boundary**.

DOC8.4.3.3 The **DNO** and **Users** shall maintain a suitable system of documentation which records all relevant operational events that have taken place on the **DNO's Distribution System** or any other **System** connected to it and the co-ordination of relevant **Safety Precautions** for work.

DOC8.4.3.4 All documentation relevant to the **Operation** of the **Distribution System**, and **Safety Precautions** taken for work or tests, shall be held by the **DNO** and the appropriate **User** for a period of not less than six months.

DOC8.4.4 Safety Precautions

The establishment of **Safety Precautions** involves:-

- (a) the isolation from the remainder of the **System** of **Plant** and/or **Apparatus**, including from **Low Voltage** infeeds, either by an **Isolating Device** in the isolating position and immobilised and locked or by other means of rendering the **Plant** or **Apparatus Isolated**, and/or
- (b) the earthing by way of providing a connection between a conductor and earth by using an **Earthing Device** which is applied and where reasonably practicable, immobilised and locked, the extent of the **Safety Precautions** required being determined pursuant to this **Distribution Operating Code**.

DISTRIBUTION OPERATING CODE (DOC)

DOC8.5 **Environmental Safety**

DOC8.5.1 **Site Safety and Security**

DOC8.5.1.1 Arrangements shall be made by the **DNO** and **Users** to ensure site safety and security as required by statutory requirements.

DOC8.5.1.2 Suitable arrangements shall be agreed between the **DNO** and the relevant **Users** to provide free and unrestricted access to the **DNO's Plant** and **Apparatus** at substations or similar by the **DNO's** personnel or their designated representatives at all times.

DOC8.5.2 **Site Specific Hazards**

Suitable arrangements shall be made by the **DNO** and/or the relevant **Users** to ensure that personnel are warned by an appropriate means of hazards specific to any site, before entering any area of the site. This shall include hazards that may be temporary or permanent. Where these risks include contamination or similar, suitable decontamination facilities and procedures shall be provided.

DOC8.6 **Information Flow and Co-ordination**

DOC8.6.1 **Schedules of Responsibility**

DOC8.6.1.1 The **DNO** and **Users** shall jointly agree and set down in writing schedules specifying the responsibilities for **System Control** of **Equipment**. These shall ensure that only one party is responsible for any item of **Plant** or **Apparatus** at any one time.

DOC8.6.1.2 Pursuant to the **Distribution Planning and Connection Code**, **Site Responsibility Schedules** specifying the responsibilities for ownership, operation and maintenance shall be jointly agreed by the **DNO** and the appropriate **User(s)** for each site or location where an **Operational Boundary** or joint responsibility exists. This will include **Operation Diagrams** illustrating sufficient information for **Control Persons** to carry out their duties which shall be exchanged by the **DNO** and the appropriate **User**.

DOC8.6.1.3 A copy of the **Site Responsibility Schedules** and **Operation Diagrams** shall be retained by the **DNO** and the appropriate **User(s)**. **Site Responsibility Schedules** and **Operation Diagrams** shall be maintained by the **DNO** and the appropriate **User(s)** and exchanged as necessary to ensure that they reflect the current agreements.

DOC8.6.2 **Outage Co-ordination**

DOC8.6.2.1 For those **Users** connected at **HV** and having firm supply connections (provided by more than one circuit) and where the **User** so requests the **DNO**, these schedules shall identify those specified **DNO** circuits on which **Planned Outages** by the **DNO** shall be notified to the **User**. These specified circuits will be those where the **DNO** and the **User** have agreed that during outages of the specified circuits the **User** can introduce measures to manage critical processes or safety aspects. These specified circuits will usually operate at the voltage level at which the supply is provided and will have a significant effect on the security level of the **User's** supply.

DISTRIBUTION OPERATING CODE (DOC)

DOC8.6.2.2 Those **Users** connected at **HV** and not having firm supply connections (provided by more than one circuit) may seek to obtain outage planning information through arrangements with the **DNO**.

DOC8.6.3 **Nomination of Control Persons**

The **DNO** and each **User** shall at all times have nominated a **Control Person** or **Control Persons** responsible for co-ordination of **Safety From The System** pursuant to this **Distribution Operating Code**.

DOC8.6.4 **Communications**

DOC8.6.4.1 Where the **DNO** reasonably specifies the need, suitable communication systems shall be established between the **DNO** and other **Users** to ensure the control function is carried out in a safe and secure manner.

DOC8.6.4.2 Where the **DNO** reasonably decides a back up or alternative routing of communication is necessary to provide for the safe and secure **Operation** of the **DNO's Distribution System** the means shall be agreed with the appropriate **Users**.

DOC8.6.4.3 Schedules of telephone numbers/call signs shall be exchanged by the **DNO** and appropriate **User** to enable control activities to be efficiently co-ordinated.

DOC8.6.4.4 The **DNO** and appropriate **Users** will establish 24-hour availability of personnel with suitable authorisation where the joint operational requirements demand it.

DOC8.7 **Procedures**

DOC8.7.1 Pursuant to this **Distribution Operating Code** the **Control Person** and/or Authorised Persons for each of the **DNO** and a **User** relating to the place where **Safety Precautions** are required will contact each other to coordinate the **Safety Precautions**, and the **Control Person** requesting **Safety Precautions** shall be referred to as the "**Requesting Control Person**" and the **Control Person** being requested and implementing the **Safety Precautions** shall be referred to as the "**Implementing Control Person**".

DOC8.7.2 Procedures shall be maintained by the **DNO** and the appropriate **Users** which clearly specify the responsibility for **System Control** of **Plant** and **Apparatus** and these shall ensure that only one **Control Person** is responsible for any item of **Plant** and **Apparatus** at any one time.

DOC8.7.3 The operational procedures shall be in accordance with the **Safety Management System** agreed between the **DNO** and the **User(s)**.

DISTRIBUTION OPERATING CODE (DOC)

DISTRIBUTION OPERATING CODE 9

DOC9 CONTINGENCY PLANNING

DOC9.1 Introduction

This **Distribution Operating Code** DOC9 sets out requirements and procedures relating to the following planning procedures for abnormal situations:

DOC9.1.1 Black Start

This **Distribution Operating Code** DOC9 covers the requirements for the implementation of **Black Start** recovery procedures following a **Total Shutdown** or **Partial Shutdown** of the **Total System** as recognised by NGC. The **Black Start** procedure provides for the recovery of the **Total System** in the shortest possible time taking into account **Power Station** capabilities and the operational constraints of the **Total System**, in accordance with the **Grid Code** and the requirements of NGC.

DOC9.1.2 Re-synchronising Islands

The requirements for re-synchronising parts of the **Total System** where there is no **Total Shutdown** or **Partial Shutdown** but parts of the **Total System** are out of synchronism with each other.

DOC9.1.3 Joint System Incident Procedure

The requirements for the establishment of a communication route and arrangements between responsible representatives of the **DNO** and **Users** involved in, or who may be involved in, an actual or potential serious or widespread **Total System** disruption which requires or may require urgent managerial response, day or night.

DOC9.1.4 Civil Emergencies

The requirements for dealing with a Civil Emergency which under the **Act** is any natural disaster or other emergency which, in the opinion of the **Secretary of State**, is or may be likely to disrupt electricity supplies. The procedures may be similar to, or separate from, the **Demand** reduction schemes in **Distribution Operating Code** DOC6.

DOC9.2 Objectives

This **Distribution Operating Code** sets out Contingency Planning procedures to enable co-ordination between all **Users** with a common approach to give uniformity of priorities to restart or to operate the **Total System** in abnormal situations. It also specifies requirements to be met during periods of declared civil emergencies.

DOC9.3 Scope

This Distribution Operating Code applies to the **DNO** and to **Users** which in this Distribution Operating Code means, the **Users** specified below with a High Voltage connection to the **DNO's Distribution System**:

DISTRIBUTION OPERATING CODE (DOC)

- (a) **Customers** (it is not intended that the **Distribution Code** shall apply to small **Customers** individually).
- (b) **Embedded Generators**, [but excluding the OTSO](#).
- (c) **Other Authorised Distributors** connected to the **DNO's Distribution System**.

Any actions required of **Users** connected at **HV** will be identified by the **DNO** and discussed with **Users**.

DOC9.4 **Black Start**

DOC9.4.1 **Shutdown**

DOC9.4.1.1 During a **Total Shutdown** or **Partial Shutdown** and during the subsequent recovery the Security Standards set out in, or deriving authority pursuant to, the **Transmission Licence** and the **Distribution Licence** may not apply and the **Total System** may be operated outside normal voltage and **Frequency** standards.

DOC9.4.1.2 In a **Total Shutdown** or **Partial Shutdown**, it may be necessary for **NGC** to issue Emergency Instructions and it may be necessary to depart from the normal **Balancing Mechanism** operation in issuing Bid-Offer Acceptances.

DOC9.4.1.3 Certain **Embedded Power Stations** are registered by **NGC**, as having the ability of at least one of its **Generation Sets** to start up from shutdown without connections to external power supplies. Such **Power Stations** are to be referred to as **Black Start Stations**.

DOC9.4.1.4 For each **Black Start Station** plans will be put in place, in accordance with the **Grid Code**, which in the event of a **Partial Shutdown** or **Total Shutdown**, will provide for the establishment of a **Power Island**. These plans are known as Local Joint Restoration Plans produced jointly by **NGC** the **DNO** and **Generators** and may include **Embedded Generators**. **DNOs** will be party to these Plans irrespective of whether the **Black Start Station** is **Embedded**.

DOC9.4.1.5 In Scotland a Local Joint Restoration Plan may include more than one **Black Start Station** and may be produced with and include obligations on the relevant **Transmission Licensee**, **Generators** responsible for **Generation Sets** not at a **Black Start Station** and other **Users**.

DOC9.4.2 **Black Start Situation**

In the event of a **Total Shutdown** or **Partial Shutdown**, the **DNO** will, as soon as reasonably practicable, inform **Users** which, in the **DNO's** opinion, need to be informed that a **Total Shutdown** or, as the case may be, a **Partial Shutdown**, exists and that **NGC** intends to implement the **Black Start** procedure.

In Scotland, in exceptional circumstances, as specified in the Local Joint Restoration Plan, the relevant **Transmission Licensee** may invoke such Local Joint Restoration Plan for its own **Transmission System** and operate within its provisions.

DOC9.4.3 **Black Start Recovery Procedure**

DISTRIBUTION OPERATING CODE (DOC)

- DOC9.4.3.1 The procedure necessary for a recovery from a **Total Shutdown** or **Partial Shutdown** is known as **Black Start**, the main objective of which is the restoration of the **Total System** as an integrated whole as soon as possible bearing in mind the restoration of **Customers**. The procedure for a **Partial Shutdown** is the same as that for a **Total Shutdown** except that it applies only to a part of the **Total System**. It should be remembered that a **Partial Shutdown** may affect parts of the **Total System** which are not themselves shut down.
- DOC9.4.3.2 The complexities and uncertainties of recovery from a **Total Shutdown** or **Partial Shutdown** require that **Black Start** is sufficiently flexible in order to accommodate the full range of **Generation Set** and **Total System** characteristics and operational possibilities and this precludes the setting out of concise chronological sequences. The overall strategy will in general include the overlapping phases of establishment of isolated groups of **Power Stations** together with complementary local **Demand** termed “**Power Islands**”, step by step integration of these groups into larger sub-systems and eventually re-establishment of a complete **Total System**.
- DOC9.4.3.3 Where there are no **Power Stations** with a contracted **Black Start** capability within the **DNO’s Distribution System**, then restoration of supply may be substantially delayed while the relevant **Transmission Licensee** re-establishes the **GB Transmission System** or part of the **GB Transmission System** from a restored **Power Island**—. The **DNO** shall re-appraise the priorities in these situations and restore supplies in accordance with such priorities.
- DOC9.4.3.4 The procedure for a **Black Start** shall, therefore, be that specified by the **relevant Transmission Licensee** at the time. **Users** shall abide by the **DNO’s** instructions during a **Black Start** situation, even if they conflict with the general overall strategy outlined in DOC9.4.3.2.
- DOC9.4.3.5 The **DNO** may, in accordance with the relevant **Transmission Licensee’s** requirements, be required to issue instructions (although this list should not be regarded as exhaustive) to a **Black Start Station** relating to the commencement of generation, to a **User** connected to the **DNO’s Distribution System** or **Customers** in the **DNO’s** authorised operating area, as appropriate, relating to the restoration of **Demand** and to an **Embedded Power Station** relating to their preparation for commencement of generation when an external power supply is made available to them, and in each case may include switching instructions.
- DOC9.4.3.6 Where the **DNO**, as part of the **Black Start** procedure, has given an instruction to a **Black Start Station** to initiate startup the **Black Start Station** shall confirm to the **DNO** when the startup of a **Generation Set** has been completed. Following confirmation of startup, the **DNO** will endeavour to stabilise that **Generation Set** by the establishment of appropriate **Demand** following which the **DNO** may instruct the **Black Start Station** to start up the remaining available **Generation Sets** and auxiliary gas turbines if any at that **Black Start Station** and synchronise them to create a **Power Island**.

DISTRIBUTION OPERATING CODE (DOC)

DOC9.4.3.7 **Interconnection of Power Islands**

In accordance with the requirements of the relevant **Transmission Licensee**, the **DNO** may be required to issue instructions to **Users** so as to establish, maintain and expand **Power Islands** and to interconnect **Power Islands** to achieve larger sub-systems and subsequently to form an integrated **System** and re-establishment of the **Total System**. **Users** shall at all times abide by the **DNO's** instructions in relation to interconnection of **Power Islands**.

DOC9.4.3.8 The conclusion of the **Black Start** situation and the time of the normal operation of the **Total System** will be determined by the relevant **Transmission Licensee** who shall inform the **DNO**. The **DNO** will inform **Users** of the **DNO's Distribution System** which in the **DNO's** opinion need to be informed that the **Black Start** situation no longer exists and that normal operation of the **Total System** has begun.

DOC9.5 **Re-synchronisation of De-synchronised Islands**

DOC9.5.1 Where parts of the **Total System** are out of synchronism with each other but there is no **Total Shutdown** or **Partial Shutdown** **NGC** will instruct **Users** to regulate generation or **Demand**, as the case may be, to enable the de-synchronised islands to be re-synchronised.

DOC9.5.2 **DNOs** may be involved in re-synchronising by issuing instructions to **Users** in accordance with the requirements of **NGC**. **Users** shall at all times abide by the **DNO's** instructions in relation to re-synchronising de-synchronised islands.

DOC9.5.3 The re-synchronising of de-synchronised islands are covered by De-synchronised Island Procedures agreed between **NGC** and the relevant **Transmission Licensee**, **DNO** and **Generators**..

DOC9.6 **Joint System Incident Procedure**

DOC9.6.1 A **Joint System Incident** is an **Event** (as referred to in **Distribution Operating Code** DOC7) wherever occurring which in the opinion of the **DNO** has or may have a serious and/or widespread effect on, in the case of an incident on a **User's System**, the **DNO's Distribution System** or the **GB Transmission System** or, in the case of an incident on the **DNO's Distribution System** or the **GB Transmission System**, on a **User's**, or **Users', System(s)**. Where an incident on a **User's System** has or may have no effect on the **DNO's Distribution System** or the **GB Transmission System**, then such an incident does not fall within this **Distribution Operating Code** and accordingly DOC9 shall not apply to it.

DOC9.6.2 Each **User** requested by the **DNO** in accordance with the **Distribution Planning and Connection Code**, shall provide in writing to the **DNO** and the **DNO** shall provide in writing to each such **User** a telephone number or numbers at which or through which responsible management representatives, who are fully authorised to take binding decisions on behalf of their appointers, can be contacted day or night when there is a **Joint System Incident**. The lists of telephone numbers shall be provided at the time that a **User** connects to the **DNO's Distribution System** and must be updated (in writing) as often as the information contained in them changes.

DISTRIBUTION OPERATING CODE (DOC)

- DOC9.6.3 On the occurrence of an **Event**, then pursuant to **Distribution Operating Code DOC7**:
- (a) If it is on the **System** of a **User**, the **User** shall notify the **DNO** accordingly together with any other **User** who is or may be affected and will inform the **DNO** of which **Users** it has informed.
 - (b) If it is on the **DNO's Distribution System**, the **DNO** shall notify all **Users** who are or may be affected.
- DOC9.6.4 Following notification by a **User** of an **Event**, the **DNO** will if it considers necessary, telephone the **User** on the telephone number referred to in DOC9.6.2 to obtain such additional information as it requires.
- DOC9.6.5 Following notification of an **Event** in accordance with DOC9.6.3(a) or (b), and/or the receipt of any additional information requested pursuant to DOC9.6.4, the **DNO** will determine whether or not the **Event** is a **Joint System Incident**, and, if so, the **DNO** may set up a **System Incident Centre** in order to avoid overloading existing operational arrangements of the **DNO**.
- DOC9.6.6 The **DNO** shall as soon as possible notify all relevant **Users** that a **System Incident Centre** has been established and the telephone number(s) of the **DNO's System Incident Centre** if different from those already supplied pursuant to DOC9.6.2.
- DOC9.6.7 All communications between the responsible management representatives of the relevant parties with regard to the **DNO's** role in the **Joint System Incident** shall be made via the **System Incident Centre**, if it has been established.
- DOC9.7 **Civil Emergencies**
- DOC9.7.1 Directions under Section 96 of the **Act** place an obligation on the **DNO** to prepare and maintain plans for mitigating the effects of any civil emergency which may occur in accordance with the Electricity Supply Emergency Code. That Code describes the steps which Government might take to deal with an electricity supply emergency envisaged under Section 96(7) of the **Act** or Section 3(i)(b) of the Energy Act 1976 and sets down the actions which Companies in the Electricity Supply Industry should plan to take and which may be needed or required in order to deal with such an emergency.
- DOC9.7.2 In an electricity emergency it may become necessary to restrict **Users' Demand** for and consumption of electricity and may be achieved by one or more of the following methods:
- (a) Appeals by the Government to the public for voluntary restraint.
 - (b) The issue of Orders under the Energy Act 1976 requiring restrictions on consumption by industry and commerce.
 - (c) The issue of directions under the Energy Act 1976 requiring rota disconnections and associated restrictions.

DISTRIBUTION OPERATING CODE (DOC)

- DOC9.7.3 In the event that the **Secretary of State** issues directions to the **DNO** to implement rota disconnections, the **DNO** will establish an Emergency Co-ordinating Centre and as soon as possible establish communications with such relevant **Users** as is necessary to ensure operational liaison. The plans to be implemented will be similar or separate from the schemes outlined in **Distribution Operating Code, DOC6**.
- DOC9.7.4 The plans make provision for the need to maintain supply, so far as practicable, to consumers in protected categories. For the purpose of the **Distribution Code** Nuclear **Generating Plant** shall be deemed to be a protected category in accordance with the provisions of DOC6.1.4.

DISTRIBUTION OPERATING CODE (DOC)

DISTRIBUTION OPERATING CODE 10

DOC10 OPERATIONAL EVENT REPORTING AND INFORMATION SUPPLY

DOC10.1 Introduction

DOC10.1.1 This **Distribution Operating Code** DOC10 sets out the requirements for reporting in writing and, where appropriate, more fully those **Events** termed **Significant Incidents** which were initially reported under **Distribution Operating Code** DOC7 and those statutory specified events to be reported under the **ESQCR**.

Information between a **DNO** and **Users** will be exchanged on the reasonable request of either party.

DOC10.1.2 DOC10 also provides for the joint investigation of **Significant Incidents** by the **Users** involved.

DOC10.2 Objectives

The objective of this **Distribution Operating Code** is to facilitate the provision of more detailed information in writing and, where agreed between the **DNO** and the **Users** involved, joint investigation of those **Significant Incidents** initially reported under DOC7.

DOC10.3 Scope

This **Distribution Operating Code** DOC10 applies to the **DNO** and to **Users**, which in this **Distribution Operating Code** means:-

- (a) **High Voltage Customers**.
- (b) **Embedded Generators** connected to the **DNO's Distribution System** at **HV**.
- (c) **Other Authorised Distributors** connected to the **DNO's Distribution System** at **HV**.
- (d) Suppliers on behalf of their **Customers** where appropriate.

DOC10.4 Communications

DOC10.4.1. The **DNO** and **Users** connected to the **DNO's Distribution System** shall establish communication channels to ensure the effectiveness of this **Distribution Operating Code**. Communication should, as far as possible, be direct between the **User** and the operator of the network to which that **User** is connected. However, this does not preclude communication with the **User's** nominated representative.

DISTRIBUTION OPERATING CODE (DOC)

DOC10.4.2 Operational Event Reporting

DOC10.4.2.1 Written Reports of Events by Users to the DNO

In the case of an **Event** which has been reported initially to the **DNO** under DOC7.6 and subsequently has been determined by the **DNO** to be a **Significant Incident**, a written report will be given to the **DNO** by the **User** in accordance with DOC10. The **DNO** will not pass this report on to other affected **Users** but may use the information contained therein in preparing a report under DOC10 to a **User** in relation to a **Significant Incident** on the **DNO's Distribution System** which has been caused by (or exacerbated by) the **Significant Incident** on the **User's System**.

DOC10.4.2.2 Written Reports of Events by the DNO to Users

In the case of an **Event** which has been reported initially to the **User** under DOC7.6 and subsequently has been determined by the **User** to be a **Significant Incident**, a written report will be given to the **User** by the **DNO** in accordance with DOC10. The **User** will not pass this report on to other affected **Users** but may use the information contained therein in preparing a report for another **Authorised Electricity Operator** connected to its **System** in relation to a **Significant Incident** which has been caused by (or exacerbated) the **Significant Incident** on the **DNO's Distribution System**.

DOC10.4.3 Form of Report in Writing

DOC10.4.3.1 A report under DOC10.4.2 will be in writing and shall be sent to the **DNO** or **User**, as the case may be, containing written confirmation of the initial notification given under DOC7 together with more details relating to the **Significant Incident**, although it need not state the cause of the **Event** save to the extent required under DOC7.6.2 and such further information which has become known relating to the **Significant Incident** since the initial notification under DOC7. The report should, as a minimum, contain those matters specified in the Appendix 1 of this DOC10 which is not intended to be exhaustive to this DOC10. The recipient may raise questions to clarify the notification, and the giver of the notification will, in so far as it is able, answer any questions raised.

DOC10.4.4 Timing of the Report in Writing

DOC10.4.4.1 A written report under DOC10.4.2 shall be given as soon as reasonably practicable after the initial notification under DOC7 and in any event a preliminary report shall normally be given within 24 hours of such time.

DOC10.4.5 Statutory Reports of Specified Events

DOC10.4.5.1 Nothing in this **Distribution Operating Code** shall be construed as relieving **DNOs** or **Users** from their duty to report events specified in the **ESQCR** in accordance with those **Regulations** in so far as they apply to **Users**.

DOC10.4.6 Joint Investigation into Significant Incidents

DOC10.4.6.1 Where a **Significant Incident** has been declared and a report submitted under DOC10 either party or parties may request in writing that a joint investigation be carried out.

DISTRIBUTION OPERATING CODE (DOC)

- DOC10.4.6.2 The composition of such an investigation panel will be appropriate to the incident to be investigated, and agreed by all parties involved.
- DOC10.4.6.3 Where there has been a series of **Significant Incidents** (that is to say, where a **Significant Incident** has caused or exacerbated another **Significant Incident**) the parties involved may agree that the joint investigation should include some or all of those **Significant Incidents**.
- DOC10.4.6.4 A joint investigation will only take place where all affected parties agree to it. The form and rules of, the procedure for, and all matters (including, if thought appropriate, provisions for costs and for a party to withdraw from the joint investigations once it has begun) relating to the joint investigation will be agreed at the time of a joint investigation and in the absence of agreement the joint investigation will not take place.
- DOC10.4.6.5 Any joint investigation under **DOC10** is separate from any inquiry which may be carried out under the **Electricity Supply Industry (ESI)** disputes resolution procedure.

DISTRIBUTION OPERATING CODE (DOC)

DISTRIBUTION OPERATING CODE 10

DOC 10 - APPENDIX 1

MATTERS, IF APPLICABLE TO THE SIGNIFICANT INCIDENT, TO BE INCLUDED IN A WRITTEN REPORT GIVEN IN ACCORDANCE WITH DOC10.4.2.

1. Time and date of **Significant Incident**.
2. Location.
3. **Plant** and/or **Apparatus** involved.
4. Brief description of **Significant Incident**.
5. Estimated time and date of return to service.
6. Supplies/generation interrupted and duration of interruption.
7. Set/Station frequency response achieved
8. Set/Station MVAR performance achieved
9. Ownership of the faulted **Plant** and/or **Apparatus**
10. Estimated **Demand Control** relief undertaken
11. Estimated **Demand** shed Automatic/Manual
12. Time and date of **Demand** restoration

DISTRIBUTION OPERATING CODE (DOC)

DISTRIBUTION OPERATING CODE 11

DOC11 **NUMBERING AND NOMENCLATURE OF ELECTRICAL APPARATUS AT OWNERSHIP BOUNDARIES**

DOC11.1 **Introduction**

DOC11.1.1 This **Distribution Operating Code** DOC11 sets out the responsibilities and procedures for notifying the relevant owners of the numbering and nomenclature of **Apparatus** at **Ownership Boundaries**.

DOC11.1.2 The numbering and nomenclature of **Apparatus** shall be included in the **Operation Diagram** prepared for each site having an **Ownership Boundary**.

DOC11.2 **Objectives**

The prime objective embodied in this **Distribution Operating Code** is to ensure that at any site where there is an **Ownership Boundary** every item of **Apparatus** has numbering and/or nomenclature that has been mutually agreed and notified between the owners concerned to ensure, so far as is reasonably practicable the safe and effective **Operation** of the **Systems** involved and to reduce the risk of error.

DOC11.3 **Scope**

This **Distribution Operating Code** DOC11 applies to the **DNO** and to **Users**, which in this **Distribution Operating Code** excludes **Users** connected at **Low Voltage** without **Generation** and protected by a fuse(s) or other device(s) rated at 100 amps or less, (except it may apply to such **Users** who are the sole **User** connected to an **HV/LV** transformer.), and otherwise includes:

- (a) **Customers.**
- (b) **Embedded Generators**, [but excluding the OTSO](#).
- (c) **Other Authorised Distributors** connected to the **DNO's Distribution System**.
- (d) **Meter Operators.**

DOC11.4 **Procedure**

DOC11.4.1 **New Apparatus**

DOC11.4.1.1 When the **DNO** or a **User** intends to install **Apparatus** having an interface at an **Ownership Boundary** the proposed numbering and/or nomenclature to be adopted for the **Apparatus** must be notified to the other owner(s).

DOC11.4.1.2 The notification shall be made in writing to the relevant owner(s) and will consist of **Operation Diagrams** incorporating the proposed new **Apparatus** to be installed and its proposed numbering and/or nomenclature.

DOC11.4.1.3 The notification shall be made to the relevant owner(s) at least eight months prior to the proposed installation of the **Apparatus**.

DISTRIBUTION OPERATING CODE (DOC)

DOC11.4.1.4 The relevant owners shall respond in writing within one month of the receipt of the notification confirming both receipt and whether the proposed numbering and/or nomenclature is acceptable or, if not, what would be acceptable.

DOC11.4.1.5 In the event that agreement cannot be reached between the **DNO**, and the other owner(s), the **DNO**, acting reasonably, shall have the right to determine the numbering and nomenclature to be applied at that site.

DOC11.4.2 Existing Apparatus

DOC11.4.2.1 The **DNO** and/or every **User** shall supply the **DNO** and/or every other **User** on request with details of the numbering and nomenclature of **Apparatus** on sites having an **Ownership Boundary**.

DOC11.4.2.2 The **DNO** and every **User** shall be responsible for the provision and erection of clear and unambiguous labelling showing the numbering and nomenclature of its **Apparatus** on sites having an **Ownership Boundary**.

DOC11.4.3 Changes to Existing Apparatus

DOC11.4.3.1 Where the **DNO** or a **User** needs or wishes to change the existing numbering and/or nomenclature of any of its **Apparatus** on any site having **Ownership Boundary**, the provisions of DOC11.4.1 shall apply with any amendments necessary to reflect that only a change is being made.

DOC11.4.3.2 Where a **User** changes the numbering and/or nomenclature of its **Apparatus**, which is the subject of **DOC11**, the **User** will be responsible for the provision and erection of clear and unambiguous labelling.

DOC11.4.3.3 Where a **DNO** changes the numbering and/or nomenclature of its **Apparatus**, which is the subject of **DOC11**, the **DNO** will be responsible for the provision and erection of clear and unambiguous labelling.

DISTRIBUTION OPERATING CODE (DOC)

DISTRIBUTION OPERATING CODE 12

DOC12 SYSTEM TEST

DOC12.1 Introduction

DOC12.1.1 This **Distribution Operating Code** DOC12 sets out the responsibilities and procedures for arranging and carrying out **System Test** which have or may have an effect on the **Systems** of the **DNO** or **Users**. **System Test** are those tests which involve either simulating conditions or the controlled application of irregular, unusual or extreme conditions on the **Total System** or any part of the **Total System**, but do not include commissioning or recommissioning tests or any other tests of a minor nature.

DOC12.1.2 **System Test** which have a minimal effect on the **Distribution System** of the **DNO** or the **Systems** of others will not be subject to this procedure; minimal effect will be taken to mean variations in voltage, **Frequency** and waveform distortion of a value not greater than those figures which are defined in the **Distribution Planning and Connection Code**.

DOC12.1.3 If the **System Test** proposed by the **DNO** or **User** connected to the **DNO's Distribution System** will or may have an effect on the **GB Transmission System** then the provisions of the **Grid Code** shall apply.

DOC12.1.4 A **System Test** proposed by **NGC** under the **Grid Code** will be treated by the **DNO** as a **System Test** under this DOC 12 if it is considered by the **DNO** to have any effect on **Users** as defined in DOC 12.3.1.

DOC12.2 Objectives

DOC12.2.1 The objectives of this **Distribution Operating Code** are to:-

- (a) Ensure that the procedures for arranging and carrying out of **System Test** do not so far as practicable, threaten the safety of either personnel or the general public and cause minimum threat to the security of supplies, the integrity of **Plant** and/or **Apparatus** and cause minimum detriment to the **DNO** and **Users**.
- (b) Set out procedures to be followed for establishing and reporting **System Test**.

DOC12.3 Scope

DOC12.3.1 This **Distribution Operating Code** applies to the **DNO** and to **Users**, which in this **Distribution Operating Code** means:-

- (a) **High Voltage Customers**.
- (b) **Embedded Generators** connected to the **DNO's Distribution System** at **HV**.
- (c) **Other Authorised Distributors** connected to the **DNO's Distribution System** at **HV**.

DISTRIBUTION OPERATING CODE (DOC)

DOC12.4 Procedure

DOC12.4.1 Proposal Notice

DOC12.4.1.1 When the **DNO** or a **User** intends to undertake a **System Test** which will have or may have an effect on the **System** of others normally six months notice, or as otherwise agreed by the **DNO**, of the proposed **System Test** will be given by the person proposing the **System Test** (the "Test Proposer") to the **DNO** and to those **Users** who may be affected by such a **System Test**.

DOC12.4.1.2 The proposal shall be in writing (the "Proposal Notice") and shall contain details of the nature and purpose of the proposed **System Test** and will indicate the extent and situation of the **Plant** or **Apparatus** involved.

DOC12.4.1.3 If in the view of the recipients the information set out in the Proposal Notice is considered insufficient by the recipients they shall as soon as is reasonably practicable contact the Test Proposer with a request in writing for further information which shall be supplied as soon as reasonably practicable. The **DNO** shall not be required to do anything under this **Distribution Operating Code** until it is satisfied with the details supplied in the Proposal Notice or pursuant to a request for further information.

DOC12.4.1.4 If the **DNO** wishes to undertake a **System Test** the **DNO** shall be deemed to have received a proposal of that **System Test**.

DOC12.4.2 Preliminary Notice and Establishment of Test Panel

DOC12.4.2.1 The **DNO** shall have overall co-ordination of the **System Test**. Using the information supplied to it under DOC12.4.1 the **DNO** shall determine in its reasonable estimation, which **Users** other than the Test Proposer may be affected by the proposed **System Test**.

DOC12.4.2.2 The **DNO** shall, with the agreement of the **Users** which it has identified may be affected, appoint a **Test Coordinator** as soon as reasonably practicable after it has received a Proposal Notice and in any event prior to the distribution of the Preliminary Notice referred to below.

- (a) Where the **DNO** decides that the **DNO's Distribution System** will or may be significantly affected by the proposed **System Test**, then the **Test Coordinator** shall be a suitably qualified person nominated by the **DNO**.
- (b) Where the **DNO** decides that the **DNO's Distribution System** will not be significantly affected by the proposed **System Test**, then the **Test Coordinator** shall be a suitably qualified person nominated by the proposer of the **System Test**, in consultation with the **DNO**.
- (c) The **DNO** shall as soon as reasonably practicable after it has received a Proposal Notice contact the Test Proposer where the **Test Coordinator** is to be (pursuant to this **Distribution Operating Code**) a person nominated by the Test Proposer and invite him to nominate a person. If the Test Proposer is unable or unwilling to nominate a person within seven days of being contacted by the **DNO** then the proposed **System Test** will not take place.

DOC12.4.2.3 The **DNO** will notify all **Users** identified by it under DOC12.4.2.1 in writing of the proposed **System Test** which in this **Distribution Operating Code** shall be known as a Preliminary Notice. The Preliminary Notice will contain:

DISTRIBUTION OPERATING CODE (DOC)

- (a) The details of the nature and purpose of the proposed **System Test**, the extent and situation of the **Plant** and/or **Apparatus** involved and the **Users** involved.
- (b) An invitation to nominate within fourteen days a suitably qualified representative (or representatives if the **Test Coordinator** informs the **DNO** that it is appropriate for a particular **User**) to be a member of a **Test Panel** for the proposed **System Test**.
- (c) The name of the **DNO** representative (or representatives) on the **Test Panel** for the proposed **System Test**.
- (d) The name of the **Test Coordinator** and whether he was nominated by the proposer of the **System Test** or by the **DNO**.

DOC12.4.2.4 The Preliminary Notice shall be sent within one month of the receipt by the **DNO** of the Proposal Notice or the receipt of any further information requested under DOC12.4.13, whichever is the later. Where the **DNO** is the Test Proposer the Preliminary Notice will be sent as soon as possible after the proposed **System Test** has been formulated.

DOC12.4.2.5 If replies to the invitation in the Preliminary Notice to nominate a representative to be a member of the **Test Panel** have not been received within fourteen days, the **User** which has not replied shall not be entitled to be represented on the **Test Panel**.

DOC12.4.2.6 The **DNO** shall as soon as possible after the expiry of that fourteen day period appoint nominated persons to the **Test Panel** and notify all relevant **Users** - of the composition of the **Test Panel**.

DOC12.4.3 **Test Panel**

DOC12.4.3.1 A meeting of the **Test Panel** shall take place as soon as possible after the **DNO** has notified relevant **Users** of the composition of the **Test Panel**, and in any event within one month of the appointment of the **Test Panel**.

DOC12.4.3.2 The **Test Panel** shall consider:-

- (a) The details of the nature and purpose of the proposed **System Test** and other matters set out in the Proposal Notice (together with any further information requested under DOC12.4.2).
- (b) The economic, operational and risk implications of the proposed **System Test**.
- (c) The possibility of combining the proposed **System Test** with any other tests and with **Plant** and/or **Apparatus** outages which arise pursuant to the **Operational Planning** requirements of the **DNO**, **NGC** and **Users**
- (d) The implications of the proposed **System Test** on plant which comprise or contain **BM Units** which are active (ie. submitting bid-offer data) in the **Balancing Mechanism** insofar as it is able to do so.

DOC12.4.3.3 **Users** who received a Preliminary Notice concerning the proposed **System Test** (whether or not they are represented on the **Test Panel**) shall be obliged to supply that **Test Panel** upon written request with such details as the **Test Panel** reasonably requires in order to consider the proposed **System Test**.

DISTRIBUTION OPERATING CODE (DOC)

DOC12.4.3.4 The **Test Panel** will meet as often as the **Test Co-ordinator** deems necessary to conduct its business and he shall be the person to convene a meeting.

DOC12.4.4 **Proposal Report**

- (a) DOC12.4.4.1 Within two months of the first meeting, the **Test Panel** shall submit a report, which in this **Distribution Operating Code** shall be called a Proposal Report, which shall contain: **System Test** (including the manner in which the **System Test** is to be monitored).
- (b) An allocation of costs (including unanticipated costs) between the affected parties, (the general principle being that the Test Proposer will bear the costs).
- (c) Such other matters as the **Test Panel** consider appropriate.

The Proposal Report may include requirements for indemnities to be given in respect of claims and losses arising from the **System Test**. All **System Test** procedures must comply with all applicable legislation.

DOC12.4.4.2 If the **Test Panel** is unable unanimously to agree on any decision in preparing its Proposal Report the proposed **System Test** shall not take place and the **Test Panel** will be dissolved.

DOC12.4.4.3 The Proposal Report will be submitted to the **DNO** and to each **User** who received a Preliminary Notice under DOC12.4.2.

DOC12.4.4.4 Within fourteen days of receipt of the Proposal Report, each recipient shall respond to the **Test Coordinator** with its approval of the Proposal Report or its reason for non-approval.

DOC12.4.4.5 In the event of non-approval by one or more recipients, the **Test Panel** shall as soon as practicable meet in order to determine whether the proposed **System Test** can be modified to meet the objection or objections.

DOC12.4.4.6 If the proposed **System Test** cannot be so modified, then the **System Test** will not take place.

DOC12.4.4.7 If the proposed **System Test** can be so modified, the **Test Panel** shall as soon as practicable, and in any event within one month of meeting to discuss the responses to the Proposal Report, submit a revised Proposal Report and the provisions of DOC12.4.4.3 and DOC12.4.4.4 will apply to that submission.

DOC12.4.4.8 In the event of non-approval of the revised Proposal Report by one or more recipients, the **System Test** will not take place and the **Test Panel** will be dissolved.

DISTRIBUTION OPERATING CODE (DOC)

DOC12.4.5 Final Test Programme

DOC12.4.5.1 If the Proposal Report (or, as the case may be, the revised Proposal Report) is approved by all recipients, the proposed **System Test** can proceed and at least one month prior to the date of the proposed **System Test**, the **Test Panel** shall submit to the **DNO** and all recipients of the Proposal Notice a programme which in this **Distribution Operating Code** shall be called a “Final Test Programme” stating the switching sequence and proposed timings, a list of those staff involved in the carrying out of the **System Test** (including those responsible for site safety) and such other matters as the **Test Panel** deem appropriate.

DOC12.4.5.2 The Final Test Programme shall bind all recipients to act in accordance with the provisions contained within the programme in relation to the proposed **System Test**.

DOC12.4.5.3 Any problems with the proposed **System Test** which arise or are anticipated after the issue of the Final Test Programme and prior to the day of the proposed **System Test** must be notified to the **Test Coordinator** as soon as possible in writing. If the **Test Coordinator** decides that these anticipated problems merit an amendment to or postponement of the **System Test**, he shall notify any party involved in the proposed **System Test** accordingly.

DOC12.4.5.4 If on the day of the proposed **System Test** operating conditions on the **System** are such that any party involved in the proposed **System Test** wishes to delay or cancel the start or continuance of the **System Test**, they shall immediately inform the **Test Coordinator** of this decision and the reasons for it. The **Test Coordinator** shall then postpone or cancel, as the case may be, the **System Test** and shall if possible, agree with all parties involved in the proposed **System Test** another suitable time and date or if he cannot reach such agreement, shall reconvene the **Test Panel** as soon as practicable which will endeavour to arrange another suitable time and date and the relevant provisions of the **Distribution Operating Code** shall apply.

DOC12.4.6 Final Report

DOC12.4.6.1 At the conclusion of the **System Test**, the Test Proposer shall be responsible for preparing a written report (the “Final Report”) of the **System Test** for submission to the **DNO** and other members of the **Test Panel**.

DOC12.4.6.2 The Final Report shall include a description of the **Plant** and/or **Apparatus** tested and of the **System Test** carried out, together with the results, conclusions and recommendations for submission to other members of the **Test Panel**.

DOC12.4.6.3 The Final Report shall not be distributed to any party which is not represented on the **Test Panel** unless the **Test Panel**, having considered the confidentiality issues, shall have unanimously approved such distribution.

DOC12.4.6.4 When the Final Report has been submitted under DOC12.4.2.1 the **Test Panel** shall be dissolved.

DISTRIBUTION DATA REGISTRATION CODE (**DDRC**)

DISTRIBUTION DATA REGISTRATION CODE (DDRC)

DDRC1 INTRODUCTION

- DDRC1.1 The various sections of the **Distribution Code** require the **DNO** and **Users** to exchange and update data from time to time. The data which is specified in each section of the **Distribution Code** is summarised in the **Distribution Data Registration Code (DDRC)**.
- DDRC1.2 The **Distribution Data Registration Code (“DDRC”)** provides a series of schedules summarising all requirements for information of a particular type. Each class of **User** is then referred to the appropriate schedule or group of schedules for a statement of the total data requirements in his case.
- DDRC1.3 The **DDRC** specifies procedures and timings for the supply of data and subsequent updating, where the timings are covered by detailed timetables laid down in other sections of the **Distribution Code** they are not necessarily repeated in full in the **DDRC**.
- DDRC1.4 In the case of an **Embedded Generator** seeking a connection to the **DNO’s Distribution System** then irrespective of its potential involvement in the **Balancing Mechanism**, discussions on connection will be with the **DNO** concerned with the connection arrangements, in addition to any discussions required with **NGC** under the **Grid Code**. References to “**Embedded Generator**” in the **DDRC** shall include existing and prospective **Embedded Generators**.

DDRC2 OBJECTIVE

The objective of the **DDRC** is to collate and list in a readily identifiable form all the data to be provided by:

- (a) Each category of **User** to the **DNO** under the **Distribution Code**.
- (b) The **DNO** to each category of **User** under the **Distribution Code**.

DDRC3 SCOPE

The **DDRC** will apply to the **DNO** and to all **Users** which for the purpose of the **DDRC** are listed below:

- (a) **Customers** It is not intended that the **Distribution Code** shall generally apply to small **Customers** individually; their obligations will be dealt with on their behalf by their **Supplier**.
- (b) **Embedded Generators**.
- (c) **Other Authorised Distributors** connected to the **DNO’s Distribution System**.
- (d) **Suppliers**
- (e) Any other person who is making application for use of or connection to the **DNO’s Distribution System**.

DISTRIBUTION DATA REGISTRATION CODE (DDRC)

DDRC4 DATA CATEGORIES

DDRC4.1 Categories of Data

Within the **DDRC** the data required by the **DNO** is allocated to one of the following three categories:

- (a) **Standard Planning Data (SPD)**
- (b) **Detailed Planning Data (DPD)**
- (c) **Operational Data (OD)**

DDRC4.2 Standard Planning Data (SPD)

DDRC4.2.1 **Standard Planning Data** is that data listed in the **Distribution Planning and Connection Code** which is required to be supplied by all **Users** when making application for connection to and/or use of the **DNO's Distribution System** in order that the **DNO** may assess the implications for making the connection.

DDRC4.2.2 **Standard Planning Data** will be provided to the **DNO** in accordance with Section DPC6 and DPC7 of the **Distribution Planning and Connection Code**.

DDRC4.2.3 Following an agreement for connection/use of **System**, it is a requirement of the **Distribution Planning and Connection Code** that estimated data supplied by **Users** should be replaced by actual values prior to connection which will be referred to as **Registered Data**.

DDRC4.3 Detailed Planning Data (DPD)

DDRC4.3.1 **Detailed Planning Data** is that data listed in the **Distribution Planning and Connection Code** which is required to be supplied by the **Users** specified for connection to and/or use of the **DNO's Distribution System**.

DDRC4.3.2 **Detailed Planning Data** will be provided to the **DNO** in accordance with Section DPC6 and DPC7 of the **Distribution Planning and Connection Code**.

DDRC4.3.3 Following an agreement for connection/use of **System**, it is a requirement of the **Distribution Planning and Connection Code** that estimated data supplied by **Users** should be replaced by measured values prior to connection.

DDRC4.4 Operational Data (OD)

DDRC4.4.1 **Operational Data** is data, which is required by the **Distribution Operating Codes**.

DDRC4.4.2 **Operational Data** is required to be supplied in accordance with timetables set down in the relevant **Distribution Operating Codes** and is repeated in tabular form in the schedules attached to this **DDRC**.

DISTRIBUTION DATA REGISTRATION CODE (DDRC)

DDRC5 PROCEDURES AND RESPONSIBILITIES

DDRC5.1 Responsibility for Submission and Updating of Data

In accordance with the provisions of the various sections of the **Distribution Code** and unless otherwise agreed or specified by the **DNO**, each **User** is required to submit data as defined in DDRC6 following and the attached schedules.

DDRC5.2 Methods of Submitting Data

DDRC5.2.1 Data must be submitted to the **DNO** in writing and where possible in the format specified by the **DNO** and must indicate the name of the person who is submitting those schedules.

DDRC5.2.2 If a **User** wishes to change any data item then this must first be discussed with the **DNO** concerned in order for the implications to be considered and the change if agreed (such agreement not to be unreasonably withheld), should be confirmed by the submission of a revised data scheduler by verbal means with confirmation in writing if short timescales are involved.

DDRC5.2.3 The **DNO** will supply data as requested by **Users** and as agreed by the **DNO** where no obligation of confidentiality exists.

DDRC5.3 Changes to User's Data

Whenever a **User** becomes aware of a change to an item of data, which is registered with the **DNO** the **User**, must notify the **DNO** in accordance with the appropriate section of the **Distribution Code**. The method and timing of the notification to the **DNO** is set out in the appropriate section of the **Distribution Code**.

DDRC5.4 Data Accuracy and Data not Supplied

DDRC5.4.1 The **User** is solely responsible for the accuracy of data (or of changes to data) supplied to the **DNO**.

DDRC5.4.2 Any data which the **User** fails to supply when required by any section of the **Distribution Code** may be estimated by the **DNO** if and when, in the **DNO's** view, it is necessary to do so. Such estimates will be based upon data supplied previously for the same **Plant** or **Apparatus** or upon corresponding data for similar **Plant** or **Apparatus** or upon such other information as the **DNO** deems appropriate.

DDRC5.4.3 The **DNO** will advise a **User** in writing of any estimated data it intends to use pursuant to DDRC5.4.2 relating directly to that **User's Plant** or **Apparatus** in the event of data not being supplied. The **DNO** will not be liable as a result of using that estimated data; the responsibility for the accuracy of that data will rest with the **User** as if the data has been supplied by that **User**.

DDRC5.4.4 It is a requirement of the **Distribution Planning and Connection Code** that Registered Project Planning Data is updated by the **User** annually.

DISTRIBUTION DATA REGISTRATION CODE (DDRC)

DDRC6 DATA TO BE REGISTERED

DDRC6.1 Schedules 1-4 are not used within the **Distribution Code**.

DDRC6.2 Schedules 5a, 5b and 5c - **Embedded_Generating Plant** Technical Information.

DDRC6.3 Schedule 5e - Embedded Transmission System

DDRC6.43 Schedule 6 - **Demand** forecasts - as described in **DOC1**, time varying output/generation forecasts for the **Users** defined in the scope.

DDRC6.54 Schedule 7 - **Operational Planning** - as described in **DOC2**, outage planning information.

DDRC6.56 Schedule 8 - **System** Design Information - comprising **System** technical data.

DDRC6.76 Schedule 9 - Load Characteristics - comprising the forecast data for load points indicating for example, the maximum load, the equipment that comprises the load, and the harmonic content of the load.

DDRC6.87 The schedules applicable to each class of **User** are as follows:-

Schedule Number:-	Title	Applicable to:-
Schedule 5a	Power Station Data	All Power Stations
Schedule 5b	Generation Set Data	All Embedded Generation Sets
Schedule 5c	Generation Set Data	For specified types of Generation Set and ancillary Plant and Apparatus (i) Synchronous Generation Set (ii) Fixed speed induction Generation Set (iii) Doubly fed induction Generation Set (iv) Series Converter Connected Generation Set (v) Transformers
Schedule 5d	DNO Network Data	DNO's Distribution System operating at below 33 kV.
<u>Schedule 5e</u>	<u>Embedded Transmission System</u>	<u>All Embedded Transmission Systems</u>
Schedule 6	Demand Forecasts	All Embedded Generators greater than 1MW; Any Other Authorised Distributor connected to the host DNO System ; All Suppliers ; All Customers connected at HV _whose Demand is greater than 5MW

DISTRIBUTION DATA REGISTRATION CODE (DDRC)

Schedule Number:-	Title	Applicable to:-
Schedule 7a	Operational Planning	All Embedded Generators greater than 1MW; Any Other Authorised Distributor connected to the host DNO System ; All Suppliers ; All Customers connected at HV _whose Demand is greater than 5MW
Schedule 8 Schedule 9	System Design Information and Load Characteristics	Embedded Generators ; Any Other Authorised Distributor connected to the host DNO's Distribution System ; All Suppliers ; All Customers

DISTRIBUTION DATA REGISTRATION CODE (DDRC)

Schedule 5a

DATA REGISTRATION CODE

POWER STATION DATA FOR ALL EMBEDDED GENERATORS EXCLUDING THE OTSO

<u>DATA DESCRIPTION</u>	<u>UNITS</u>	<u>DATA CATEGORY</u>
Connection Point (geographical and electrical)	Text	SPD
Location plan	Plan	SPD
Single line diagram of existing and proposed connections or Operation Diagrams when available	Diagram	SPD
Voltage of Connection Point	Volt	SPD
Number of Generation Sets	Number	SPD
Are all Generation Sets of the same design/rating	Y/N	SPD
Type of Generation Set Synchronous, CCVSSG, FSIG, DFIG, Converter Connected	Text	SPD
Type of prime mover	Text	SPD
Is the scheme CHP	Text	SPD
Operating Regime – continuous, intermittent, wind or hydro restricted.	Text	SPD
Is secure connection required	Y/N	SPD
Will Generating Plant operate in islanded mode?	Y/N	SPD
Will Generating Plant supply electricity to premises?	Y/N	SPD
Total Power Station Capacity (Net of unit supplied auxiliary loads) MW or Registered Capacity when available	MW	SPD
Total Power Station rated MVar output	MVar	SPD
Total Power Station output at Maximum Generation	MW	SPD
Total Power Station output at Minimum Generation	MW	SPD
Maximum power export	MW	SPD
Maximum reactive power export	MVar	SPD
Maximum power import	MW	SPD
Maximum reactive power import	MVar	SPD

DISTRIBUTION DATA REGISTRATION CODE (DDRC)

<u>DATA DESCRIPTION</u>	<u>UNITS</u>	<u>DATA CATEGORY</u>
Fault Level contribution	kA or MVA	SPD
Proposed Interface Arrangements		
Means of synchronising between DNO and User		
Means of connection and disconnection with earth (ETR 113)	Text	SPD
Precautions should neutral become disconnected from earth (HV only)	Text	SPD
Requirements for Top - Up supply	Text	SPD
Requirement for Standby supply	Text	SPD
<u>Total Power Station Reactive Power Capability at Registered Capacity</u>		
Lagging	MVAr	DPD
Leading	MVAr	DPD
Total Power Station Reactive Power Capability at Minimum Generation		DPD
Lagging	MVAr	DPD
Leading	MVAr	DPD
Power Station auxiliary demand at Registered Capacity	MW	DPD
Power Station auxiliary demand at Registered Capacity	MVAr	DPD
Maximum auxiliary demand	MW	DPD
Maximum auxiliary demand	MVAr	DPD
Power Station auxiliary demand at Minimum Generation	MW	DPD
Power Station auxiliary demand at Minimum Generation	MVAr	DPD
Site protection arrangements	Text	DPD
Site communications and control arrangements	Text	DPD

ETR 113 is Engineering Technical Report 113 which supports Engineering Recommendation ER G59/1, Item 3 DGD Annex 1, published and available from the Energy Networks Association.

DISTRIBUTION DATA REGISTRATION CODE (DDRC)

Schedule 5b

DATA REGISTRATION CODE

GENERATION SET DATA FOR ~~ALL~~ EMBEDDED GENERATING PLANTS ORS

<u>DATA DESCRIPTION</u> For All Embedded Generators	<u>UNITS</u>	<u>DATA CATEGORY</u> (Generators specified in <u>Item 3 Annex 1</u>)	<u>DATA CATEGORY</u> (Generators specified in <u>Item 4 Annex 1</u>)
Number of generators to which data applies	Number	SPD	SPD
Type of Generation Set Synchronous, CCVSSG, FSIG, DFIG, Converter Connected	Text	SPD	SPD
Type of Prime Mover		SPD	SPD
Terminal Voltage	Volts	SPD	SPD
Generation Set rating or Registered Capacity when available	MW	SPD	SPD
Generation Set rating MVA	MVA	SPD	SPD
Generation Set rating MVar	MVar	SPD	SPD
Maximum Generation	MW	SPD	SPD
Minimum Generation	MW	SPD	SPD
<u>Total Generation Set Reactive Power Capability at Registered Capacity</u>			
Lagging	MVar	DPD	SPD
Leading	MVar	DPD	SPD
<u>Total Generation Set Reactive Power Capability at Minimum Generation</u>			
Lagging	MVar	DPD	SPD
Leading	MVar	DPD	SPD
Proposed Interface Arrangements			
Means of synchronising between DNO and User		SPD	SPD
Means of connection and disconnection with earth (ETR 113)	Text	SPD	SPD
Precautions should neutral become disconnected from earth (HV only)	Text	SPD	SPD

DISTRIBUTION DATA REGISTRATION CODE (DDRC)

Schedule 5c (i)

DATA REGISTRATION CODE

GENERATION SET DATA FOR EMBEDDED GENERATING PLANT

<u>DATA DESCRIPTION</u> 5c (i) Synchronous Generation Sets	<u>UNITS</u>	<u>DATA CATEGORY</u> (Generators specified in Item 3 Annex 1)	<u>DATA CATEGORY</u> (Generators specified in Item 4 Annex 1)
Type of Generation Set , round rotor or salient pole	Text	None	DPD
Generation Set MW/MVAr Capability / Performance Chart	Chart	None	DPD
State base MVA adopted per unit or % on machine rating or 100 MVA base.	Text	SPD	SPD
+Ve sequence or armature resistance	Specify		DPD
+Ve sequence or armature reactance	Specify	SPD	SPD
Short circuit ratio	Number	DPD	SPD
Stator leakage reactance	Specify	None	DPD
Inertia Constant	MWsec/ MVA	DPD	SPD
Stator Resistance	Specify	None	DPD
Direct Axis Reactance			
Sub-transient	Specify	DPD	SPD
Transient	Specify	DPD	SPD
Synchronous	Specify	DPD	SPD
Quadrature Axis Reactance			
Sub-transient	Specify	None	DPD
Transient	Specify	None	DPD
Synchronous	Specify	None	DPD
Time Constants			
Direct axis sub-transient	secs	DPD	SPD
Direct axis transient	secs	DPD	SPD
Quadrature axis sub-transient	secs	None	DPD
Quadrature axis transient	secs	None	DPD

DISTRIBUTION DATA REGISTRATION CODE (DDRC)

<u>DATA DESCRIPTION</u> 5c (i) Synchronous Generation Sets	<u>UNITS</u>	<u>DATA CATEGORY</u> <u>(Generators specified in Item 3 Annex 1)</u>	<u>DATA CATEGORY</u> <u>(Generators specified in Item 4 Annex 1)</u>
Potier Reactance (if saturation factor available)	Specify	None	DPD
Saturation factor (PU of field current to produce 1.2PU voltage)	Per Unit	None	DPD
Zero sequence resistance	Specify	DPD	DPD
Zero sequence reactance	Specify	DPD	DPD
Negative sequence resistance	Specify	DPD	DPD
Negative sequence reactance	Specify	DPD	DPD
Governor model (parameters provided separately)	Text	None	DPD
The AVR model (parameters provided separately)	Text	None	DPD
Excitation model (parameters provided separately)	Text	None	DPD
Rated stator current	Amps	None	DPD
Rated field current	Amps	None	DPD
Field Current Saturation Curve 50% to 120%	Graphs	None	DPD

Notes:

1. The q-axis parameters will be requested where required to increase the accuracy of the model.
2. The Poitier reactance is only required if the saturation factor is available. The saturation factor is defined as the PU value of field current required to generate 1.2PU voltage.
3. The Short Circuit Ratio (SCR) of a **Generation Set** is one measure of the performance of a machine under short circuit conditions and is important in determining the unit's Stability performance. The reciprocal of the synchronous reactance (X_d) approximates to the SCR, the only difference is that the SCR considers saturation whereas X_d is derived from the air-gap line.

DISTRIBUTION DATA REGISTRATION CODE (DDRC)

Schedule 5c (ii)

DATA REGISTRATION CODE

GENERATION SET DATA FOR ~~EMBEDDED GENERATING PLANTS~~ OR

DATA DESCRIPTION 5c (ii) Fixed Speed Directly Connected Induction Generation Sets	UNITS	<u>DATA CATEGORY</u> <u>(For Generators specified in Item 3 Annex 1)</u>	<u>DATA CATEGORY</u> <u>(For Generators specified in Item 4 Annex 1)</u>
Stator Current unity power factor	Amps	DPD	DPD
Stator Current max lagging power factor	Amps	DPD	DPD
Stator Current min lagging power factor	Amps	DPD	DPD
Magnetising reactance	Specify	DPD	DPD
Stator resistance	Specify	DPD	DPD
Stator reactance	Specify	DPD	DPD
Inner cage or running rotor resistance	Specify	DPD	DPD
Inner cage or running rotor reactance	Specify	DPD	DPD
Outer cage or standstill rotor resistance	Specify	DPD	DPD
Outer cage or standstill rotor reactance	Specify	DPD	DPD
For above state whether derived from inner outer cage or running-standstill measurements	Text	DPD	DPD
Slip at rated output	Per unit	DPD	DPD
Load torque-speed coefficient B	Number	DPD	DPD
Load torque-speed coefficient C	Number	DPD	DPD
Inertia constant for generator prime mover drive chain	MWsec/ MVA	DPD	DPD

NOTE

The torque-speed (T-N) relationship is defined as:

$$T = T_0(A + BN + CN^2) \text{ where } A= 1.0 -B -C$$

Therefore only B & C are needed.

Alternatively a per unit torque-speed curve can be provided

DISTRIBUTION DATA REGISTRATION CODE (DDRC)

DATA REGISTRATION CODE

GENERATION SET DATA FOR EMBEDDED GENERATING PLANTS ORS

DATA DESCRIPTION 5c (ii) Fixed Speed Directly Connected Induction Generation Sets (Continued)	UNITS	<u>DATA CATEGORY</u> <u>(For Generators specified in Item 3 Annex 1)</u>	<u>DATA CATEGORY</u> <u>(For Generators specified in Item 4 Annex 1)</u>
Describe method of adding star capacitance over operating range		None	DPD
Capacitance connected in parallel at % of rated output Starting 20% 40% 60% 80% 100%		DPD	DPD
Maximum starting current	Amps	SPD	SPD
Starting Regime Symmetrical RMS current at time = t from energization t = 0 t = 50 ms t = 200 ms t = 1 s t = 5 s		None	DPD
Supply operating chart to show range of reactive import and export with compensation as a function of active power		None	DPD
Details of turbine and governor model, described in block diagram form showing transfer functions of individual elements		None	DPD

The **User** will need to provide the above characteristic for each asynchronous **Generation Set** based on the number of pole sets (ie Two data sets for dual speed 4/6 pole machines). For large sites, with multiple machines, the **User** may alternatively provide an equivalent network modeled as an asynchronous **Generation Set** with matching Generating Unit Transformer at the **Connection Point**. This equivalent should also model the site electrical network, power factor correction, etc.

DISTRIBUTION DATA REGISTRATION CODE (DDRC)

Schedule 5c (iii)

DATA REGISTRATION CODE

GENERATION SET DATA FOR EMBEDDED GENERATING PLANTS ORS

5c (iii) Doubly Fed Induction Generation Sets

The **User** should, if possible, provide the following **Detailed Planning Data** for both the static and dynamic models of their machines. For large sites, with multiple machines, the **DNO** may agree that the **User** may provide an equivalent network model. Should models not be available, the **User** may agree with the **DNO** a series of operational parameters, which describe the operation of the **Power Station** under a series of static and dynamic network conditions. These may cover, amongst other requirements:

The delivery of real power:

- The maximum rate of rise and fall of power per minute.
- Voltage and **Frequency** ranges of operation.
- The ability (or not) to operate at a set reduced power and the rate at which this can be achieved.
- The instantaneous maximum output, system normal.

The delivery of reactive power:

- The range of reactive power available without compromising real power output.
- The maximum range of reactive power output available.
- The step change and/or rate of change of reactive power available.
- The ability (or not) to control reactive power and hence offer power factor or voltage control facilities.

The reaction to voltage depressions on the system:

- The ability (or not) to remain connected to the system for a series (1 to n) of independent voltage depressions of depth = $V_{(1-n)}$ % and length (in time) = $T_{(1-n)}$ ms.
- The ability (or not) to provide reactive (capacitive) power and the magnitude of that reactive power, during each voltage depression.
- The fault current contribution, in accordance with IEC 60909(1) during each voltage depression.

DISTRIBUTION DATA REGISTRATION CODE (DDRC)

Schedule 5c (iv)

DATA REGISTRATION CODE

GENERATION SET DATA FOR EMBEDDED GENERATING PLANTS ORS

5c (iv) Series Converter Connected Generation Sets

The User should, if possible, provide the following Detailed Planning Data for both the static and dynamic models of their machines. For large sites, with multiple machines, the DNO may agree that the User will provide an equivalent network model. Should models not be available, the User may agree with the DNO a series of operational parameters, which describe the operation of the Power Station under a series of static and dynamic network conditions. These may cover, amongst other requirements:

The delivery of real power:

- The maximum rate of rise and fall of power per minute.
- Voltage and **Frequency** ranges of operation.
- The ability (or not) to operate at a set reduced power and the rate at which this can be achieved.
- The instantaneous maximum output, system normal.

The delivery of reactive power:

- The range of reactive power available without compromising real power output.
- The maximum range of reactive power output available.
- The step change and/or rate of change of reactive power available.
- The ability (or not) to control reactive power and hence offer power factor or voltage control facilities.

The reaction to voltage depressions on the system:

- The ability (or not) to remain connected to the system for a series (1 to n) of independent voltage depressions of depth = $V_{(1-n)}$ % and length (in time) = $T_{(1-n)}$ ms
- The ability (or not) to provide reactive (capacitive) power and the magnitude of that reactive power, during each voltage depression.
- The fault current contribution, in accordance with IEC 60909(1) during each voltage depression.

DISTRIBUTION DATA REGISTRATION CODE (DDRC)

Schedule 5c (v)

DATA REGISTRATION CODE

GENERATION SET DATA FOR EMBEDDED GENERATING PLANTS

DATA DESCRIPTION	UNITS	<u>DATA</u> <u>CATEGORY</u> (For Generators specified in Item 3 Annex 1)	<u>DATA</u> <u>CATEGORY</u> (For Generators specified in Item 4 Annex 1)
5c (v) Transformers			
Transformer type Unit/Station/Auxiliary	Text	SPD	SPD
Number of identical units	Text	SPD	SPD
Description	Text	SPD	SPD
Transformer Rating	MVA	SPD	SPD
Primary Voltage	Volts	SPD	SPD
Secondary Voltage	Volts	SPD	SPD
Transformer Voltage Ratio	Number	SPD	SPD
+ive sequence reactance at nominal tap	Specify	DPD	SPD
+ive sequence reactance at minimum tap	Specify	None	DPD
+ive sequence reactance at maximum tap	Specify	None	DPD
+ive sequence resistance at nominal tap	Specify	DPD	SPD
+ive sequence resistance at minimum tap	Specify	None	DPD
+ive sequence resistance at maximum tap	Specify	None	DPD
Zero sequence reactance	Specify	DPD	DPD
Zero sequence resistance	Specify	DPD	DPD
Winding configuration eg DY11	Text	DPD	SPD
Type of tapchanger (on load / off load)	Text	DPD	SPD
Tap change range	%	DPD	SPD
Tap step size	%	DPD	SPD
Number of taps	Number	DPD	SPD
Maximum ratio tap	Number	DPD	DPD
Minimum ratio tap	Number	DPD	DPD
Nominal tap position	Number	DPD	DPD
Method of voltage control	Text	DPD	SPD
Method of primary winding earthing	Text	SPD	SPD
Method of secondary winding earthing	Text	SPD	SPD

DISTRIBUTION DATA REGISTRATION CODE (DDRC)

Schedule 5d

DATA REGISTRATION CODE

DNOS' NETWORK DATA

(Data indicative of that which may be requested by Users for parts of the Distribution System operating at below 33kV.)

DATA DESCRIPTION	UNITS
<u>Fault Level Data at Primary Substation lower voltage busbars and other points on the system that may be affected by a Generator.</u>	
Calculated break fault level – state time from inception and fault level	ms and MVA
Calculated maximum peak fault current – time at first peak is 10ms - state current	kA
Maximum symmetrical fault level X/R ratio	
<u>Transformer Data</u> (For Each Transformer)	
Primary voltage	kV
Secondary Voltage	kV
Transformer Rating	MVA
Substation Rating Export	MVA
Substation Rating Import	MVA
Substation Maximum Export to higher voltage system	MVA
Substation Maximum Import from higher voltage system	MVA
Target secondary voltage	kV
Upper secondary voltage limit	kV
<u>Circuit data</u>	
Circuit Schematic Diagram and Geographic Diagram showing normal open points.	Diagram
Circuit impedances	Specify
Circuit ratings and any seasonal variations	Specify
Is the network operated radial or non-radial	Text
Circuit transformer voltage ratios eg HV/433/250	kV/V/V
Are circuit transformers zoned by applying the progressively higher tap settings for each group of transformers in zones along the circuit to optimise voltage regulation.	Y/N

DISTRIBUTION DATA REGISTRATION CODE (DDRC)

DATA DESCRIPTION	UNITS
Applied tap setting for each circuit transformer (eg in range+5% to –5% - but only if available. DNOs will not collect this data if it is only available from site visits.)	Mark diagram
Circuit Maximum Demand Export	MVA
Circuit Minimum Demand Export or Maximum Import	MVA
Size and location of existing generation	Text
<u>Circuit parameters - for each section of circuit between the primary substation and point of common coupling with proposed generator.</u>	
Cable type (underground cable or overhead line)	Text or diagram
Length	km
Summer rating – state continuous or cyclic	MVA
Reactance (state base)	Ohm/km
Resistance (state base)	Ohm/km

DISTRIBUTION DATA REGISTRATION CODE (DDRC)

Schedule 5e

DATA REGISTRATION CODE

DATA FOR EMBEDDED TRANSMISSION SYSTEMS

<u>DATA DESCRIPTION</u> <u>For Embedded Transmission Systems</u>	<u>UNITS</u>	<u>DATA CATE- GORY</u>	<u>DATA / Hyper Link</u>
<u>POWER STATION LOCATION & OPERATION</u>			
<u>Postal Address or site boundary (1/500)</u>	<u>Location</u>	SPD	
Connection Point (OS Grid or Description)	<u>Location</u>	SPD	
<u>Single line diagram of existing and proposed connections</u> <u>or Operation Diagrams when available</u>	<u>Diagram</u>	SPD	
<u>Number of Power Stations and/or Generation Sets</u> <u>connected</u>	<u>Number</u>	SPD	
<u>Operating Regime of Power Stations and/or Generation</u> <u>Sets – continuous, or intermittent,</u> <u>Ref:Def: ENA ER P2/6</u>	<u>Text</u>	SPD	
<u>Means of connection, disconnection and synchronising</u> <u>between DNO and User</u>	<u>Method</u> <u>statement</u>	SPD	
<u>Site protection / co-ordination arrangements with DNO</u>	<u>Report</u>	DPD	
<u>Site communications, control and monitoring (HV / LV)</u>	<u>Report</u>	DPD	
<u>POWER STATION SUPPLY</u>			
<u>Requirements for Top - Up and / or Standby supply</u>	<u>Text</u>	SPD	
<u>POWER STATION CAPABILITY</u>			
Connection Point voltage	<u>Volt</u>	SPD	
<u>Peak Asymmetrical short circuit current (i_p) @10ms</u> <u>for a 3ϕ S/C fault at the Connection Point to G74</u> <u>Peak Asymmetrical Fault contribution @10ms</u>	<u>kA</u>	DPD	
<u>RMS value of the initial short circuit current (I_k'')</u> <u>@10ms for a 3ϕ S/C fault at the Connection Point</u> <u>Symmetrical Fault contribution @ 80ms</u>	<u>kA</u>	DPD	
<u>RMS value of the steady state short circuit current (I_k)</u> <u>@100ms for a 3ϕ S/C fault at the Connection Point</u>	<u>kA</u>	SPD	
<u>Total output at Maximum Generation</u> <u>(Net of auxiliary loads) or</u> Registered Capacity <u>between 49.5 and 50.5 Hz</u>			
<u>Maximum real power export</u>	<u>MW</u>	SPD	
<u>Maximum reactive power export (Lagging)</u>	<u>MVAr</u>	SPD	

DISTRIBUTION DATA REGISTRATION CODE (DDRC)

<u>DATA DESCRIPTION</u> <u>For Embedded Transmission Systems</u>	<u>UNITS</u>	<u>DATA CATE- GORY</u>	<u>DATA / Hyper Link</u>
<u>Maximum real power import</u>	<u>MW</u>	SPD	
<u>Maximum reactive power import (Leading)</u>	<u>MVAr</u>	SPD	
<u>Total output at Minimum Generation (All sets connected & synchronized and net of auxiliary loads)</u>			
<u>Minimum real power export</u>	<u>MW</u>	SPD	
<u>Minimum reactive power export (Lagging)</u>	<u>MVAr</u>	SPD	
<u>Maximum reactive power export (Lagging)</u>	<u>MVAr</u>	SPD	
<u>Minimum reactive power import (Leading)</u>	<u>MVAr</u>	SPD	
<u>Maximum reactive power export (Lagging)</u>	<u>MVAr</u>	SPD	
<u>Means of carrying out Voltage Control and/or Power Factor Control at the Connection Point</u>	<u>Report</u>	SPD	

DISTRIBUTION DATA REGISTRATION CODE (DDRC)

Schedule 6

DATA REGISTRATION CODE

DEMAND FORECASTS

<u>DATA DESCRIPTION</u>	<u>UNITS</u>	<u>TIME PERIOD COVERED</u>	<u>UPDATE TIME</u>	<u>DATA CATEGORY</u>
1. Half hour Active Power and Power Factor at Annual ACS Conditions for specified time of the annual peak half hour at the associated Grid Supply Points and at the specified time of the annual peak half-hour of the GB Transmission System Demand	MW/ MVA _r	8 weeks - 3 years	Week 35	OD
2. Half hour Active Power and Power Factor at Average Conditions at the specified half hour of the annual minimum GB Transmission System Demand .	MW/ MVA _r	8 weeks - 3 years	Week 35	OD
3. Half hour Power output of Embedded Generating Plant <u>and/or Embedded Transmission System</u> at the specified half hour of the annual peak half hour of the GB Transmission System	MW	8 weeks - 3 years	Week 35	OD
4. Schedules for the operation of Embedded Generation Sets <u>and/or Embedded Transmission Systems</u> whose output is greater than 5MW on a half-hourly basis	MW Date Time	2 weeks to 8 weeks ahead	1600 hrs Friday	OD
5. Suppliers will provide details of their proposed use of Demand Control measures aggregated to 5MW or more (averaged over any half hour) on a half hourly basis for each DNO Connection Point .	MW Date Time	2 weeks to 8 weeks ahead	1600 hrs Friday	OD

DISTRIBUTION DATA REGISTRATION CODE (DDRC)

<u>DATA DESCRIPTION</u>	<u>UNITS</u>	<u>TIME PERIOD COVERED</u>	<u>UPDATE TIME</u>	<u>DATA CATEGORY</u>
6. Customers, Suppliers, Other Network Operators and other DNOs connected to the DNO's Distribution System shall notify the DNO where their or their Customers operations are likely to result in an aggregated change in Demand at the DNO Connection Point of supply of greater than 5MW of the Demand at that time on a half hourly basis.	MW Date Time	2 weeks to 8 weeks ahead	1600 hrs Friday	OD
7. Items 5, 6 and 7 above updated.		2 days to 12 days ahead	0900 hrs each Wednesday	OD
8. Details of differences greater than 5MW from the schedules of operation of any Embedded Generating Plant <u>and/or Embedded Transmission System</u> on a half-hourly basis submitted under item 5 above.	MW Date Time	0 - 24 hrs ahead	As specified	OD
9. Details from Suppliers of any differences of the amount and donation of their proposed use of Customer Demand Control (aggregated over any half hourly basis submitted under item 6 above).	MW Date Time	0 - 24 hrs ahead	As specified	OD
10. Details from each User connected to the DNO's Distribution System of any change in aggregate Demand at the point of surplus of greater than 5MW of the Demand .	MW Date Time	0 - 24 hrs ahead	As specified	OD

DISTRIBUTION DATA REGISTRATION CODE (DDRC)

<u>DATA DESCRIPTION</u>	<u>UNITS</u>	<u>TIME PERIOD COVERED</u>	<u>UPDATE TIME</u>	<u>DATA CATEGORY</u>
11. Details of half hour Active Power and Reactive Power output sent out to the DNO's Distribution System by Embedded Generating Plant <u>and/or Embedded Transmission System</u> during the previous day on a half hourly basis.	MW MVA _r	Previous day	0300	OD
12. Suppliers , Other Network Operators and other DNOs connected to the DNO's Distribution System will provide details of the amount and duration of Demand Control at the DNO Connection Point aggregated to 5MW or more (arranged over any half hour) which was implemented during the previous Operational Day .	MW Time	Previous day	0300	OD

DISTRIBUTION DATA REGISTRATION CODE (DDRC)

Schedule 7a

OPERATIONAL PLANNING - LONG TERM

YEARS 3 AHEAD-

EMBEDDED GENERATORS CONNECTED TO THE DNO'S DISTRIBUTION SYSTEM AS SPECIFIED BY THE DNO

<u>DATA DESCRIPTION</u>	<u>UNITS</u>	<u>TIME PERIOD COVERED</u>	<u>UPDATE TIME</u>	<u>DATA CATEGORY</u>
1. For individual Generation Sets <u>or Embedded Transmission Systems</u> the Set/ <u>System</u> number and Generation Set/Embedded Transmission System capacity. Preferred outage dates earliest start date latest finish date.	MW Date	Years 3 ahead	Week 2	OD
2. DNO advise Embedded Generators of:-				
(a) details of <u>Embedded Generating Plant or Embedded Transmission System</u> they may withdraw from service.	Date	Years 3 ahead	Week 12	OD
(b) Output Usable requirements.	MW Date	Years 3 ahead	Week 12	OD
3. Embedded Generators provide DNO with				
(a) update of provisional <u>Embedded Generating Plant or Embedded Transmission System</u> outage programme.	Date	Years 3 ahead	Week 12	OD
(b) Registered Capacity .	MW			
(c) Neutral weekly Output Usable forecasts.	Date			
4. DNO following discussion with Embedded Generator will notify, with reason, revision to the provisional <u>Embedded Generating Plant or Embedded Transmission System</u> outage programme.	Date	Years 3 ahead	Week 28	OD

DISTRIBUTION DATA REGISTRATION CODE (DDRC)

<u>DATA DESCRIPTION</u>	<u>UNITS</u>	<u>TIME PERIOD COVERED</u>	<u>UPDATE TIME</u>	<u>DATA CATEGORY</u>
5. DNO following discussion with Embedded Generator will notify, with reason, revisions to the provisional <u>Embedded Generating Plant</u> <u>or</u> <u>Embedded Transmission System</u> outage programme. (This taking into account User outages received in Week 28).	Date	Years 3 ahead	Week 42	OD
6. DNO following discussion with Users agree Users outages.	Date	Years 3 ahead	Week 43	OD

DISTRIBUTION DATA REGISTRATION CODE (DDRC)

Schedule 7b

OPERATIONAL PLANNING - MEDIUM TERM

YEARS 1-2

EMBEDDED GENERATORS CONNECTED TO THE DNO'S DISTRIBUTION SYSTEM AS SPECIFIED BY THE DNO

<u>DATA DESCRIPTION</u>	<u>UNITS</u>	<u>TIME PERIOD COVERED</u>	<u>UPDATE TIME</u>	<u>DATA CATEGORY</u>
1. For individual Generation Sets <u>or Embedded Transmission Systems</u> the Set/ <u>System</u> numbers and <u>Embedded Generating Plant/Embedded Transmission System</u> capacity. Preferred outage dates earliest start date latest start date.	MW Date	Years 1 - 2	Week 2	OD
2. Embedded Generators provide the DNO with estimates of:-				
(a) Output Usable	MW Date	Years 1 - 2	Week 10	OD
(b) outage programme	Date	Year 1		
3. DNO following discussion with Embedded Generator provide:-	Date	Years 1 - 2	Week 12	OD
(a) Details of <u>Embedded Generating Plant</u> <u>or Embedded Transmission System</u> they may withdraw from service for an outage				
(b) Update of Embedded Generator outage programme.				
4. DNO notify each Embedded Generator of Output Usable requirements.	MW Date	Years 1 - 2	Week 12	OD
5. Embedded Generator provides estimates of Output Usable of each <u>Embedded Generating Plant</u> <u>or Embedded Transmission System</u>	MW Date	Years 1 - 2	Week 41	OD

DISTRIBUTION DATA REGISTRATION CODE (DDRC)

DISTRIBUTION DATA REGISTRATION CODE (DDRC)

Schedule 7c

OPERATIONAL PLANNING - SHORT TERM

EMBEDDED GENERATORS CONNECTED TO THE DNO'S DISTRIBUTION SYSTEM AS SPECIFIED BY THE DNO

<u>DATA DESCRIPTION</u>	<u>UNITS</u>	<u>TIME PERIOD COVERED</u>	<u>UPDATE TIME</u>	<u>DATA CATEGORY</u>
1. For individual Generation Sets or Embedded Transmission Systems the Set/System number and Embedded Generating Plant/Embedded Transmission System capacity. Duration of outage earliest start date latest finishing date.	MW Date	Weeks 9 - 52		
Output Usable estimates.	MW Date	Weeks 9 - 52	Week 2	OD
2. DNO informs Embedded Generators of Output Usable requirements.	MW Date	Weeks 9 - 52	Week 4	OD
3. Embedded Generators provide DNO with Embedded Generating Plant or Embedded Transmission System Output Usable estimates.	MW Date	Weeks 18 - 52	Week 10	OD
4. DNO informs Embedded Generators of change to Output Usable requirements.	MW Date	Weeks 18 - 52	Week 12	OD
5. Embedded Generators provide DNO with Embedded Generating Plant or Embedded Transmission System Output Usable estimates.	MW Date	Weeks 28 - 52	Week 25	OD
6. DNO informs Embedded Generators of changes to Output Usable requirements.	MW Date	Weeks 31 - 52	Week 27	OD

DISTRIBUTION DATA REGISTRATION CODE (DDRC)

7. Embedded Generators will provide estimates of <u>Embedded Generating Plant or Embedded Transmission System</u> Output Usable .	MW Date	Weeks 44 - 52	Week 41	OD
8. DNO inform contracted Embedded Generators of changes to Output Usable requirements.	MW Date	Weeks 44 - 52	Week 43	OD

DISTRIBUTION DATA REGISTRATION CODE (DDRC)

Schedule 7d

DATA REGISTRATION CODE

OPERATIONAL PLANNING - USER PLANT, APPARATUS AND SYSTEMS

<u>DATA DESCRIPTION</u>	<u>UNITS</u>	<u>TIME PERIOD COVERED</u>	<u>UPDATE TIME</u>	<u>DATA CATEGORY</u>
Users provide the DNO with details of proposed outages which may affect the performance of the DNO's Distribution System . Details of trip testing, risks of trip and other information where known which may affect the security and stability of the DNO's Distribution System shall also be included.	Dates	Years 1 - 2 and Years 3 ahead	Week 28	OD
Update of previously submitted data for year 3 ahead.				
Following consultation with Users and DNO will include agreed outage proposals in the programme.	Date	Years 3 ahead Years 1 - 2	Week 43 Week 48	OD OD
As changes occur.	Update of Users proposals agreed in the Medium Term Plan.			

DISTRIBUTION DATA REGISTRATION CODE (DDRC)

Schedule 8

DATA REGISTRATION CODE

SYSTEM DESIGN INFORMATION

<u>DATA DESCRIPTION</u>	<u>UNITS</u>	<u>DATA CATEGORY</u>
<u>General Information:</u> <u>Type of load and control arrangements</u> <u>Maximum load on each phase at time of Peak Demand</u>		DPD
<u>Fluctuating Loads:</u>		
Rate of change of Demand – Active Power and Reactive Power increasing and decreasing	MW/s MVA/s	DPD
Shortest repetitive time intervals between fluctuations in Demand Active Power and Reactive Power	s	DPD
Largest step change Active Power and Reactive Power increasing and decreasing	MW/s MVA/s	DPD
Maximum energy Demand per half hour	MWh	DPD
Steady state residual Demand (MW) between Demand fluctuations	MW	DPD
<u>Reactive Compensation</u>		
Rating of individual shunt reactors (not associated with cables)	MVA	DPD
Rating of individual capacitor banks	MVA	DPD
Details of any automatic control logic such that operating characteristics can be determined.	Text/ Diagrams	DPD
Point of connection to the System	Diagram	DPD
<u>Lumped Network Susceptance</u>		
Details of the equivalent lumped network susceptance of the User System referred back to the connection with the DNO's Distribution System .	MVA	DPD

DISTRIBUTION DATA REGISTRATION CODE (DDRC)

<u>DATA DESCRIPTION</u>	<u>UNITS</u>	<u>DATA CATEGORY</u>																		
<p>Including shunt reactors which are an integrated part of a cable system and which are not normally in or out of service independent of the cable.</p> <p>Excluding independently switched reactive compensation connected to the User System</p> <p>and any susceptance of the User System inherent in the active and reactive Demand.</p>		DPD																		
<u>Fault Infeeds</u>																				
Maximum and minimum short circuit infeeds into the DNO's Distribution System	MVA	DPD																		
X/R ratio under maximum and minimum short circuit conditions		DPD																		
[Contribution from rotating plant]		DPD																		
Equivalent network information at the request of the DNO		DPD																		
Interconnection Impedance		DPD																		
<p>For User interconnections that operate in parallel with the DNO's Distribution System details of the interconnection impedance shall be exchanged between the DNO and User, including</p> <table> <tr> <td>Positive Sequence Resistance</td><td></td><td></td></tr> <tr> <td>Zero Sequence Resistance</td><td>% on 100</td><td>DPD</td></tr> <tr> <td>Positive Sequence Reactance</td><td>% on 100</td><td>DPD</td></tr> <tr> <td>Zero Sequence Reactance</td><td>% on 100</td><td>DPD</td></tr> <tr> <td>Susceptance</td><td>% on 100</td><td>DPD</td></tr> <tr> <td></td><td>% on 100</td><td>DPD</td></tr> </table>	Positive Sequence Resistance			Zero Sequence Resistance	% on 100	DPD	Positive Sequence Reactance	% on 100	DPD	Zero Sequence Reactance	% on 100	DPD	Susceptance	% on 100	DPD		% on 100	DPD		
Positive Sequence Resistance																				
Zero Sequence Resistance	% on 100	DPD																		
Positive Sequence Reactance	% on 100	DPD																		
Zero Sequence Reactance	% on 100	DPD																		
Susceptance	% on 100	DPD																		
	% on 100	DPD																		
If the impedance in the view of the DNO is low then more detailed information will be requested.																				
Demand Transfer Capability		DPD																		
Information shall be exchanged on Demand transfer capability where the same Demand may be supplied from alternative DNO or User points of supply including the proportion of Demand normally fed from each point of supply	MW	DPD																		

DISTRIBUTION DATA REGISTRATION CODE (DDRC)

<u>DATA DESCRIPTION</u>	<u>UNITS</u>	<u>DATA CATEGORY</u>
The arrangements for manual/automatic transfer under planned/outage conditions should be provided		DPD
Non - DNO System Data		
The DNO will request information on circuit parameters, switchgear and Protection arrangements	Text/ Diagrams	DPD
Transient Overvoltages		DPD
Demand Profile For Day Of Exit Point Peak Demand		DPD
Demand Profile For Day Of Exit Point Minimum Demand		DPD

DISTRIBUTION DATA REGISTRATION CODE (DDRC)

Schedule 9

DATA REGISTRATION CODE

LOAD CHARACTERISTICS

<u>DATA DESCRIPTION</u>	<u>UNITS</u>	<u>DATA CATEGORY</u>
Geographical and electrical point of connection and date connection required Diagrams existing and proposed connections	Text	SPD
Types of Demand :-		
Maximum Active Power Demand Registered Capacity	MW	SPD
Maximum and minimum Reactive Power requirement	MVAr	SPD
Type of load and control arrangements. Eg variable speed motor type of starter employed	Text	SPD
Maximum Phase Voltage Unbalance	Ratio/ Phase at the time	SPD
Maximum harmonic content	% THVD	SPD
Fluctuating Loads:- Graphical indication of typical cycle variation of Demand (Active / Reactive)	Graphical	SPD
Load Management Data	Text	
Maximum short circuit infeed based on Generation Set subtransient reactance	MVA	SPD
Maximum zero phase sequence impedance of the User's System at the connection point	% on 100 MVA	SPD
2 hour Demand profiles for Peak Demand	MW and MVAr	SPD
Monthly Peak Demand variation	MW and MVAr	SPD

GUIDE TO THE DISTRIBUTION CODE OF GREAT BRITAIN

**Issue 8 of The Distribution Code of
Licensed Distribution Operators of Great Britain**

November 2006

GUIDE TO THE DISTRIBUTION CODE OF GREAT BRITAIN

NOTE - This Guide is provided to prospective Users of the **DNO's Distribution System** for their information only and does not constitute part of the Distribution Code. Terms defined in the Distribution Code have initial capitals.

The Guide describes the provisions of the Distribution Code, which are mainly of a technical nature, in the context of the overall commercial and administrative arrangements for connection to the Distribution System covered in the Distribution Licence.

1. ELECTRICITY SUPPLY INDUSTRY

The principal functions within the Electricity Supply Industry are Generation, Transmission, Distribution, Supply and Metering.

1.1 Generation

Electricity is generated from a number of fuels, principally from nuclear energy, natural gas, coal, and water. A number of renewable sources are under continual development and output from wind, waste and biomass sources is expected to increase.

1.2 Transmission

The major Power Stations are connected to the Transmission System (The Grid) which operates as a fully interconnected system within Scotland, England and Wales. The Grid operates at 275kV and 400kV. The 132kV network in Scotland is also classed as part of the Transmission System but this is not the case in England and Wales. The Transmission System provides a secure supply of electricity to Grid Supply Points, ie the Grid Exit Points, which are also the Entry Points to the Distribution System, and also to the Exit Points for Customers with large or special Demands.

1.3 Distribution

The Distribution System operates at nominal voltages of 66kV, 33kV and 22kV (EHV), 11kV and 6.6kV (HV) and 400 volts and 230 volts (LV). The 132kV network in England and Wales is also classed as part of the Distribution System but this is not the case in Scotland. The Distribution System provides a supply to the Exit Points to all remaining Customers for industrial, commercial and domestic purposes. The voltage of the connection depends on Demand, the purpose for which the supply is used and the local technical requirements of the Distribution System. An increasing output from small Generators is connected directly to the Distribution System and these are termed Dispersed, Distributed or Embedded, Generators. The terms are synonymous and Embedded will be used throughout the Distribution Code.

1.4 Supply

The Supply Function deals with the marketing of electricity, billing and commercial aspects of the use of electricity.

GUIDE TO THE DISTRIBUTION CODE OF GREAT BRITAIN

1.5 Metering

Metering is used to measure real time power flows within the various Systems to allow them to be operated within ratings and to match supply with Demand. Metering is also used to record the amount of electrical energy produced by Generators, transferred over the grid and onto the Distribution System. Metering also records the amount of energy consumed by Customers and Suppliers for billing purposes.

2 PRINCIPAL ORGANISATIONS

The following outlines the principal organisations involved in fulfilling the functions described above.

- (a) The DNOs, as holders of Distribution Licences under the Electricity Act 1989 as amended, who own and operate the Distribution System, and who are under a statutory duty to provide a connection to the Distribution System and to distribute electricity on request.
- (b) Generators who are licensed under the Electricity Act 1989 as amended or licence exempt and who are independent of the DNOs.
- (c) Suppliers who supply electricity under licence or exemption under the Electricity Act 1989 as amended. There is only one class of licensed Supplier and the term “Public Electricity Suppliers (PES)” is now defunct. However certain Suppliers including the supply businesses of the former PESs continue to have a statutory obligation to supply electricity on request.
- (d) Customers with Own Generation who have Generating Plant for supplying their own needs, although they may sell a certain amount of electricity without a licence.
- (e) The Licensed Meter Operator who owns metering assets and provide metering services. The Licensed Meter Operator may be a subsidiary of the DNO, or an independent provider of metering services.

3 PRINCIPLES OF AN INTERCONNECTED SYSTEM

3.1 General

The benefits of the interconnection of individual generating stations and the supply of electricity from such interconnected systems to discrete load centres have long been recognised worldwide. High Voltage interconnected systems confer on electricity supply the advantages of increased security of supply and greater economy arising from the immediate accessibility of the required mix of generation at any time.

GUIDE TO THE DISTRIBUTION CODE OF GREAT BRITAIN

3.2 Demand Forecasting

Since electricity cannot be stored in bulk until it is needed it has to be generated in the correct quantities at virtually the instant it is required, otherwise the supply voltage and frequency will deviate outside fairly narrow statutory limits with both undesirable and possibly harmful effects. Because of this property it is necessary to forecast total Demand from all Suppliers on a daily basis so that the minute-by-minute operation of Power Stations can be scheduled. A mismatch will immediately affect the quality of supply to Suppliers' Customers and can arise from unexpected occurrences like sudden changes in weather leading to large swings in the Demand for electricity or breakdowns on the interconnected system or on Generating Plant. It normally takes several hours for Generation Sets to become available. Therefore to offset the effect of any occurrences a reserve or security margin of Generating Plant is required to be available to provide electricity at very short notice. It is also necessary to forecast Demand in the longer term to programme the reinforcement of the interconnected network.

3.3 System Security

Standard procedures are necessary to ensure that the interconnected system is developed, operated, maintained and used to transmit and distribute supply to the load centres and Suppliers' Customers in a secure and efficient manner during normal and abnormal conditions. It is necessary to specify the technical requirements for the development of the interconnected system and the technical requirements for connection to it. Any failure to meet with these minimum requirements can lead to reduced security and efficiency or to disturbances or events causing undesirable effects on the System. It is also necessary to plan outages of Generation Sets and of the interconnected system to preserve Demand Control and match generation to Demand.

3.4 Industry Structure

In Scotland, electricity transmission is owned by SP Transmission Ltd and Scottish Hydro-Electric Transmission Ltd. They are responsible for the planning and development of their transmission systems. In England and Wales, the National Grid Company owns the transmission system, and is responsible for its planning and development. NGC is also responsible for the day to day control of the whole GB Transmission System (ie the transmission systems of NGC, SPT and SHETL taken together) as the GB System Operator. In this role they are also responsible for offering connections to the GB Transmission System to Users. NGC has no interests in generation or supply.

DNOs own and operate the Distribution Systems in both Scotland and in England and Wales. In Scotland, the two DNOs are affiliated to the respective Scottish transmission companies. Some DNOs have affiliates which are involved in generation and the supply of electricity. Generation and supply are fully competitive activities. Licence obligations on DNOs and the Scottish transmission licensees require the distribution businesses to be operated separately from the competitive businesses, that they facilitate competition, that they do not discriminate between different users, and that they maintain confidentiality of information.

GUIDE TO THE DISTRIBUTION CODE OF GREAT BRITAIN

In addition there is the opportunity for competition in the construction of connections to the transmission and distribution systems.

The electricity market now also operates across Scotland and Enngland and Wales under the arrangements established under the Energy Act 2004 and the BETTA trading arrangements. The historic differences in structure and market operation lead to some minor differences in terminology and information exchange requirements. However the technical requirements of Distribution Systems are identical and a common Distribution Code has been adopted for Great Britain as a whole, with a small number of alternative provisions for Scotland and England and Wales.

4 GRID AND DISTRIBUTION CODES

It is a requirement of the Licences that Codes be prepared and at all times be in force covering all technical aspects relating to connection to and the planning, operation and use of the interconnected system, and the operation of electrical lines and electrical Plant and Apparatus connected to that System. There are two such Codes which will apply to the appropriate parts of the System and to those who are connected to it.

- (a) The Grid Code which is a condition of the Transmission Licence and relates to the Transmission System and connections to it.
- (b) The Distribution Code which is a condition of the Distribution Licence and relates to the Distribution System and connections to it.

The Grid Code and the Distribution Code are approved by the Authority. The Office of Gas and Electricity Markets (Ofgem fulfils the function of the Authority) and are essential to ensure that the total electricity supply System operates efficiently, so as to provide, as far as is reasonably practicable, a secure high quality supply to Customers.

The relationship between the Grid Code and the Distribution Code is shown diagrammatically in the relevant Figure 1 to this Guide.

5 DISTRIBUTION CODE

5.1 General

The Distribution Code covers all material technical aspects relating to connections to and the operation and use of the Distribution Systems of the DNOs. However, it is not exhaustive as to the requirements to be complied with by those connected to the Distribution System who must also comply with the requirements of the Electricity Act 1989, the Electricity Safety, Quality and Continuity Regulations and all other relevant legislation which from time to time comes into force.

The principles contained in the Distribution Code shall apply to all Users, ie all persons and companies connected to the Distribution System:

- (a) Customers, classified by Demand and connection voltage. (It is not intended that the Distribution Code should generally apply to small Customers individually; their obligations will be dealt with on their behalf by their Suppliers.
- (b) Suppliers

GUIDE TO THE DISTRIBUTION CODE OF GREAT BRITAIN

- (c) Embedded Generators classified by output and connection voltage
- (d) Other Authorised Distributors connected to the System
- (e) Meter Operators, via Suppliers

The Distribution Code does not deal with charges and other commercial terms relating to

- (a) A connection to the System
- (b) Supplies of electricity
- (c) The use of the Distribution System for the transport of electricity.

Statements setting out the principles of connection to and use of the Distribution System are covered in the Distribution Licence and summarised in this Guide. Further details and the calculation of such charges, together with current prices, are available from the DNOs.

5.2 Distribution Code Review Panel

The DNOs are required to maintain a Distribution Code Review Panel comprising representatives of the DNOs, Ofgem and Users. The Panel maintains an ongoing review of the Distribution Code and its workings.

Users can pass to the Panel suggestions for changes to the Distribution Code at any time. Users can also ask the Panel to issue guidance in relation to the implementation, performance and interpretation of the Code.

5.3 Distribution Code **Sections**

The Code is prepared by the DNOs and is specifically designed to:

- (a) Permit the development, maintenance and operation of an efficient co-ordinated and economic system for the distribution of electricity.
- (b) Facilitate competition in the generation and supply of electricity.

The Code covers the Distribution Systems of the DNOs which are defined so as to include Equipment at 33kV and below in Scotland and 132kV and below in England and Wales.

The Code comprises several sections which identify the responsibilities of both the host DNO and Users with regard to connection to and use of the Distribution System:

- (i) **Glossary and Definitions**, defines terms used in the Distribution Code.
- (ii) **Introduction** to the Distribution Code.
- (iii) **General Conditions**, apply to all aspects of the Distribution Code and are intended to ensure that the Code works to the benefit of all Users.
- (iv) **Planning and Connection Code**, specifies technical, design and operational criteria and procedures applied by DNOs in planning and developing the Distribution System and with which Users must comply when seeking a connection.

GUIDE TO THE DISTRIBUTION CODE OF GREAT BRITAIN

- (v) **Operating Code**, sets out operating procedures at the interface with Users and requires Users of the Distribution System to provide load and/or generation output information to the DNOs.
- (vi) **Data Registration Code**, provides guidelines for the collection and assembly of information exchanged between Users and DNOs under the various sections of the Distribution Code.

Subsequent sections of this Guide consider in turn the main Distribution Code sections.

5.4 Distribution Planning and Connection Code

The Distribution Planning and Connection Code specifies technical and design criteria and the procedures to be applied by DNOs and Users in the planning and development of the Distribution System, including information exchange.

In the event that reinforcement or extension of the Distribution System is required, the Distribution Licence imposes an appropriate timescale for the exchange of information between the DNO and Users subject to all parties observing, where appropriate, the confidentiality of such information.

5.4.1 Design Principles and Standards (DPC4)

The characteristics of the Distribution System which must be provided by the **DNO** are specified in DPC 4.2, including security of supply and voltage and frequency limits.

The technical requirements for small Customers taking low voltage supplies of 100 amps and less are specified in DPC 4.3. Installations complying with BS7671 Requirements of Electrical Installations (wiring regulations) are deemed to comply with the Distribution Code.

The general technical requirements for larger installations are specified in DPC 4.4 which makes reference to Electricity Supply Industry Standards covering earthing arrangements. More complex requirements for High Voltage Customers, are specified in DPC 6 and DPC 8.

Industry interface standards are open to collective governance by the Panel. This is explained in Section 7 of this Guide.

5.4.2 Network Statements (DPC4.5)

The DNO is required by the Authority (Ofgem) to prepare a Long Term Development Statement, for the whole of the DNO's Distribution System, which gives information to assist prospective and existing Users when developing their distribution arrangements with the DNO.

In addition to this, prospective or existing Users can request a more detailed statement from the DNO showing its best estimate and forecast of the present and future circuit capacity, power flow and loading on the part or parts of the relevant Distribution System specified in the request.

GUIDE TO THE DISTRIBUTION CODE OF GREAT BRITAIN

This requested statement must be prepared as soon as practicable and in any event within 28 days of the requester agreeing to meet the cost of providing the information (see below), unless due to the complexity of the request, a longer timescale is sought by the DNO within 10 days of the request and agreed by Ofgem.

The Code makes it clear that the requested statement shall include:

- (a) Such further information as the DNO considers necessary to the requester in the assessment of opportunities available for connection to or use of the Distribution System specified in the request.
- (b) If so requested, a commentary setting out the DNO's view as to the suitability of that part of the System for the purpose specified in the request.

The DNO will only omit supporting information from the statement on the grounds of confidentiality as required by the Distribution Licence. The omission of information will not invalidate the conclusions of the statement.

5.4.3 Charges for Information

A provision in the Distribution Licence allows the DNO to charge for providing such Planning Statements. These charges relate to reasonable costs in providing the statement. The exact procedure is as follows:

- (a) The DNO may within 10 days of receipt of a request provide an estimate of its reasonable costs in preparing any statement.
- (b) Provision of the requested information is conditional on the requester agreeing to pay the amount estimated or such other amount as Ofgem may direct, on application of the DNO or the person requesting such statement. on payment of the DNO's estimated costs or, such other amount as Ofgem may direct.
- (c) The DNO must provide the information within 28 days of the date of the request, or if the DNO has provided an estimated cost for providing data, within 28 days of the date on which agreement to pay the charge is received.

5.4.4 Exchange of Information (DPC5)

DPC 5 (General Requirements for Connection) specifies the connection arrangements, and information requirements, in separate sections for small and large Users. The information required includes Active Power and Reactive Power requirements and information about disturbing loads to ensure that they comply with the standards referred to in DPC4 (5.4.1 above).

5.4.5 Embedded Generators (DPC7)

Embedded generation, that is generation directly connected to the Distribution System or Customers With Own Generation, can have a significant effect on Distribution Systems and the DNO will need to assess the impact of specific projects. Generators are classified by voltage and output power and the detailed technical standards to be applied and information required from Embedded Generators is set out in a composite section of the Planning and Connection Code (DPC7).

GUIDE TO THE DISTRIBUTION CODE OF GREAT BRITAIN

In England and Wales embedded generators of size between 50MW and 100MW, although generally exempt from being licensed, nevertheless are bound by some Grid Code requirements. However, as they have no relationship with NGC, these Grid Code requirements are reflected in Distribution Code requirements in Sections DPC7.5 and also in DOC 5.6. In Scotland, in SP Transmission's area, these Grid Code requirements may apply to generators in the 5MW to 30MW range.

Customers who have domestic or micro generation complying with Engineering Recommendation G83/1 – "Recommendations For The Connection Of Small-Scale Embedded Generators (Up To 16A Per Phase) In Parallel With Public Low-Voltage Distribution Networks" are not classed as Generators for the purposes of the Distribution Code.

5.4.6 Application for Connection Procedures

Any person seeking to establish new or modified arrangements for connection to and/or use of the Distribution System must make their application to do so on standard forms provided by the DNO. However, in the case of large or technically complex connections full details appropriate to the scheme should be provided. The DNO will provide guidance in cases where the standard forms are not appropriate and full details are required.

Under the Competition in Connections policy applicants for new or modified connections may wish to take responsibility for some aspects of the associated work. The DNO will provide details of the scope and implications of contestable work on request.

5.4.7 Typical Areas for Discussion

During the Application Process the following is typical of the issues to be discussed.

- (a) Will the System take X amount of additional power without upgrading? If not, how much will it take before a major upgrade is required?
- (b) If there are network constraints, what are they? Are they acceptable? A constraint may reflect a system capacity limit which requires the System to be switched off for maintenance work. This may be for as little as one day per annum, or substantially longer and more frequent.
- (c) Are there any major upgrading works scheduled in the area over the next 5 years which will reduce any connection costs?
- (d) Can the amount of power required be provided by the local System without major upgrading, and at reasonable cost?
- (e) By how much can the required supply capacity be increased without necessitating major upgrading? If a System upgrade is required what are the mechanisms for allocating the costs and benefits associated with the upgrade?
- (f) What will be the supply voltage? Are there other options and what are the implications of the other options?
- (g) How reliable is the supply (in statistical terms)? How will the supply be provided? Will it be mainly by overhead line, or by underground cable?

GUIDE TO THE DISTRIBUTION CODE OF GREAT BRITAIN

5.4.8 Requirement to Offer Terms

DNOs are required by the Distribution Licence to offer terms under which they are prepared to enter into an agreement with the applicant for establishment of the proposed new or modified connection to and/or use of the DNO's Distribution System.

The offer will be made as soon as is practicable after receipt of an application containing all such information as the DNO may reasonably require for the purposes of formulating an offer and (save where the Authority (Ofgem) consents to a longer period) in any event not more than 28 days in the case of an application for use of System only or not more than 3 months in the case of an application for connection or use of System with connection. The offer shall specify, and the terms shall take account of, any works required for the extension or reinforcement of the DNO's Distribution System or the Transmission System necessitated by the applicant's proposed activities and for the obtaining of any consents necessary for such purposes.

The extension or reinforcement required to the DNO's Distribution System or the Transmission System to accommodate an application may be of such magnitude or complexity that the DNO considers that analysis of the proposal cannot reasonably be concluded within the specified timescale. In such circumstances, the Authority may agree to an extension, in which case the DNO shall, within the original timescale, provide a preliminary offer, indicating those areas which require more detailed analysis. On receipt of the preliminary offer, the User shall indicate whether it wishes the DNO to undertake the work necessary to proceed to a firm offer within a timescale to be specified by the Authority.

Where an offer made has lapsed or has been rejected by the applicant, the DNO shall refer to the Authority for his consideration, any further application received from that applicant within twelve months of the original application if, in the view of the DNO, the further application does not represent a significant change from the original application. The DNO shall not proceed with consideration of the further application unless and until the Authority confirms he considers the applicant to be acting reasonably under the terms of the Distribution Code.

5.4.9 Right to Reject an Application

The DNO shall reject an application for connection to or use of the DNO's Distribution System only if it considers that any offer of terms for establishment of the proposed arrangements would place the DNO in breach of statutory obligations or other regulatory or licence conditions or if the applicant does not agree to comply with the Distribution Code.

5.4.10 Information Provided by the DNO

Once committed by signature the Connection/Use of System Agreement constitutes a contract between the DNO and the User. A signed contract may (but not always) reduce the scope for referring areas of dispute to Ofgem for determination. Users may wish to discuss these issues with Ofgem to satisfy themselves in this respect before signing a contract.

GUIDE TO THE DISTRIBUTION CODE OF GREAT BRITAIN

The contract includes a condition requiring both parties to comply with the Code. In particular for connection at High Voltage, both parties are required to sign a site responsibility schedule detailing the division of responsibility in relation to ownership, control, operation and maintenance of Plant and Apparatus. The Connection/Use of System Agreement requires the DNO to provide:

- (a) Details of any capital related payments arising from necessary reinforcement or extension to the company's Distribution System or Transmission System, and if required.
- (b) Detailed costing arrangements for the supply of Standby and Top-up facilities.

5.4.11 Information Required From Users

Prospective and existing Users are required to provide sufficient Planning Data as requested by the DNO to allow compliance with its Distribution Licence. The required Planning Data is allocated to one of two categories, Standard Planning Data and Detailed Planning Data. The DNOs can provide proforma schedules for the submission of both Standard and Detailed Planning Data, although every effort will be made to minimize the complexity and detail of the data requested.

These schedules are included in the Distribution Data Registration Code section of the Distribution Code.

Standard Planning Data include items such as:

- (a) The location of the connection and the date when connection is required.
- (b) A requirement for diagrams (single line) of Plant and Apparatus and the type and electrical loading of equipment.
- (c) Maximum and minimum parameters for Active Power Demand, Reactive Power etc. and details of any load management scheme adopted by the Active Power.

Detailed Planning Data, when required, includes data relating to Demand and load fluctuation. In some cases detailed information may need to be provided to allow a full assessment of the effect of the Users load on the Distribution Systems.

5.4.12 Status of Planning Data

For Distribution Planning and Connection Code purposes, planning data supplied by Users may be allocated to one of three status levels which provided a progression related to degrees of commitment and validation, as follows:

- (a) **Preliminary Project Planning Data** - Data supplied by a User in conjunction with an application for connection or use of System shall be considered as Preliminary Project Planning Data until such time as a binding Connection/Use of System Agreement is established between the DNO and the applicant. This data shall be treated as confidential by the DNO.

Preliminary Project Planning Data will normally contain only Standard Planning Data, unless Detailed Planning Data is required to permit more detailed System studies by the DNO.

GUIDE TO THE DISTRIBUTION CODE OF GREAT BRITAIN

- (b) **Committed Project Planning Data** - When a Connection/Use of System Agreement is established, the data relating to the User's development, and subsequent data required by the DNO under the Distribution Planning and Connection Code, shall have the status of Committed Project Planning Data. This data shall form the background against which any further applications from other Users shall be considered and against which planning of the DNO's Distribution System shall be undertaken. Committed Project Planning Data may contain both Standard Planning Data and Detailed Planning Data.
- (c) **Registered Project Planning Data** (For Users other than at Low Voltage) - The Distribution Planning and Connection Code requires that, before an agreed connection may be physically established, any estimated values contained within the Committed Project Planning Data shall be replaced, where practicable, by validated actual values and as appropriate by updated forecasts for future data items such as Demand. Data provided at this stage is termed Registered Project Planning Data. Registered Project Planning Data may contain both Standard Planning and Detailed Planning Data.

5.5 Distribution Operating Code

The objective of the Operating Code is to set out operating procedures at the interface with Users and to facilitate the exchange of information necessary to allow the DNO to operate the System so as to ensure maximum security and stability.

The Operating Code covers a number of specific aspects for which information and detailed procedures are required. Categories of information are identified by schedules in the Distribution Data Registration Code that are designed for the provision of the specific information:

- (a) **Demand Forecasts (DOC1)** Generators and Customers whose Demand is greater than 5MW are required to provide information of their Demand as specified in DOC1.
- (b) **Operational Planning (DOC2)** This section covers information intended mainly for Embedded Generators although operational procedures will need to be agreed with High Voltage Customers regarding planned plant maintenance which may affect the Customer's operations.
- (c) **Testing and Monitoring (DOC 5)** To ensure that the Customer is not operating outwith the parameters of the Connection Agreement, the DNO has the right to test and monitor the Customer's supply at the Connection Point. The DNO must advise the Customer that tests are to be carried out and will make results available. The Customer may witness any of the tests carried out. Should the DNO establish that the Customer is operating outwith the agreed parameters the Customer faces the ultimate possibility of being disconnected from the Distribution System.
- (d) **Demand Control (DOC 6)** In cases of extreme emergency, due to plant breakdown for example, where available Generating Plant is insufficient to meet the total Demand of Customers, it will be necessary to reduce the load on parts or all of the Distribution System. This section sets out the alternative methods which may be applied. Until the emergency has passed, Customers may be subject to rota disconnections.

GUIDE TO THE DISTRIBUTION CODE OF GREAT BRITAIN

- (e) **Operational Liaison (DOC 7)** The Customer must nominate a person to be contacted and advised by the DNO's nominated person of the possible risk of System disturbance or System security caused by Operations or Events on the Distribution System.
- (f) **Safety Co-ordination (DOC 8)** This section sets out the responsibilities and requirements when working at or across the Operational and Ownership Boundaries.
- (f) **Contingency Planning (DOC 9)** This section describes procedures to be undertaken following a complete or partial failure of the Distribution and Transmission Systems or civil emergency.
- (h) **Event Reporting (DOC 10)** Any major incident, such as a fault on a Customer's System, must be reported by the Customer to the DNO. Any oral report must be confirmed by a full written report as soon as possible after the incident.
- (i) **Numbering and Nomenclature (DOC 11)** The DNO will be responsible for providing the Customer with circuit/apparatus, numbering/nomenclature at own ownership boundaries in accordance with agreed standards. Such information for new installations will be provided on an Operation Diagram as soon as possible.
- (j) **System Test (DOC 12)** When the DNO or User intends to carry out a System Test which may affect supply to other Customers the DNO must inform all affected Customers in writing, giving details of the nature and purpose of the proposed System Tests. There are laid down time periods within the Code for giving Customers prior warning of any tests.

5.6 Distribution Data Registration Code

The Distribution Data Registration Code collates in a readily identified form the information exchanged between the DNO and Users under the various sections of the Code.

Data required by the DNO is allocated to one of three categories:

- (a) **Standard Planning Data** is that data listed in the Planning and Connection Code which is required to be supplied by all Users when making application for connection to and/or use of the DNOs' Distribution System.
- (b) **Detailed Planning Data** is that data listed in the Planning and Connection Code which is required to be supplied by the User. This is more specific data relating to Demand, fluctuating loads etc. which could adversely affect the Distribution System. There may be some relaxation of the requirement to provide detailed planning data in the case of small Embedded Generators.
- (c) **Operational Data** is data which is required by the Distribution Operating Code and should be supplied in accordance with the timetables set down in the relevant operating codes.

5.6.1 Procedures and Responsibilities

Data must be submitted to the DNO in writing and, where required, in the format of the schedules included in the Distribution Data Registration Code. These schedules are structured to serve as standard formats for data submission.

GUIDE TO THE DISTRIBUTION CODE OF GREAT BRITAIN

The registration code identifies procedures in the event that Users may wish to change data submitted or already registered with the DNO.

There is provision for the DNO to estimate data which Users have failed to supply. However, DNOs must notify Users in writing of any estimated data it intends to use.

A specific requirement of the Planning Code is that Registered Data is updated by Users on an annual basis.

6 CONNECTION TO THE DISTRIBUTION SYSTEM

6.1 Electricity Suppliers

Supplies of electrical energy to Customers within the DNO's authorised supply area will be made by the licensed Suppliers or exempted Suppliers. Each will be entitled, under a specific Agreement(s), to use both the Transmission and Distribution Systems for the transport of electrical energy from the Generating Plant to Customers.

By virtue of the conditions of its Distribution Licence, the DNO is obliged to offer use of its Distribution System to all Supply Businesses. The Licence provides that in doing so the DNO must not discriminate in favour of any Supply Business.

6.2 Connection Types

There are two types of connection to the DNO's Distribution System, namely:

- (a) Entry Point: That is the connection between the DNO's Distribution System and the point where electricity enters the System, usually the Transmission System or an Embedded Generator.
- (b) Exit Point: That is the connection between the DNO's Distribution System and either the premises where the electricity is consumed or, in some cases, another Distribution System (owned, for example, by another Distributor and termed Other Authorised Distributor).

Note:- A connection may be an Entry and an Exit Point (Customer With Own Generation)

The DNO's Distribution System may also be used

- (a) To transport electricity between Entry and Exit Points.
- (b) For the provision of Standby and/or Top-up supplies of electricity.

6.3 Connection Agreements and Use of System Agreements

Use of the Distribution System may require a Customer to sign a specific agreement(s) with the DNO. The following is given as a guide and is not intended to be exhaustive.

- (a) Large power Customers shall be required to sign a Connection Agreement. In most cases low voltage Customers will only be required to sign a Supply Agreement with their Supplier.

GUIDE TO THE DISTRIBUTION CODE OF GREAT BRITAIN

- (b) Embedded Generators shall be required to sign an Embedded Generator Connection Agreement, including specific technical and operating requirements, and may also require a Use of System Agreement.
- (c) Suppliers shall be required to sign a Use of System Agreement.
- (d) Top up and Standby agreements may be required by:
 - (i) A Supplier.
 - (ii) A Customer With Own Generation.
 - (iii) A Customer with an alternative supply not provided via the DNO's Distribution System.

A prospective User, once committed by signature of a Connection/Use of System Agreement, is termed a "Committed User".

A Connection/Use of System Agreement will constitute a contract between the DNO and the User, including as appropriate within its terms and conditions:

- (a) A condition requiring both parties to comply with the Distribution Code.
- (b) Details of the rates forming the basis of Use of System Charges.
- (c) Details of capital related payments arising from necessary reinforcement or extension of the Distribution or Transmission System.
- (d) Details of any ongoing charges for special services such as regular ongoing System studies or abnormal System management requirements.
- (e) A condition requiring both parties to sign a Site Responsibility Schedule, detailing the divisions of responsibility at interface sites in relation to ownership, control, operation, maintenance of Plant and Apparatus and to safety of persons.

Detailed costing arrangements for the supply of standby and top-up facilities, if required, to cover any shortfall in contract quantities of electricity delivered by a Generator to a Supplier under a Connection/Use of System Agreement shall be the subject of a top-up and standby supply agreement.

6.4 Consents and Statutory Obligations

Depending on the size and type of a User's installation which is to be connected to the DNO's Distribution System, a User may have obligations in connection with obtaining consents and satisfying statutory obligations associated with the connection referred to in DPC1.5.

- 6.4.1 An offer by the DNO to a User for connection or use of the DNO's Distribution System may be conditional upon the outcome of any or all of the following procedures relating to an extension or reinforcement of the DNO's Distribution System or the Transmission System to permit a development by the User:
 - (a) An application for planning consent.
 - (b) Negotiations with landowners or occupiers for consent to place Plant and Apparatus on or across their land.
 - (c) The submission of an environmental assessment statement.
 - (d) A Public Inquiry.

GUIDE TO THE DISTRIBUTION CODE OF GREAT BRITAIN

- 6.4.2 A User whose development requires the DNO to engage in any of the procedures referred to in 6.4.1 or any other statutory procedure which would not otherwise be necessary shall:
- (a) Provide any necessary supporting information or evidence.
 - (b) Ensure attendance at a Public Inquiry by such witness as the DNO may reasonably request.
 - (c) Bear the cost incurred in compliance with 6.4.2 (a) and (b).
- 6.4.3 If planning consent is granted, but is conditional upon a change in the design arrangements originally offered by the DNO (eg undergrounding), then the DNO shall make a revised offer to the User, including revised terms and timing. This revised offer shall form the basis of any Connection Agreement/Distribution Use of System Agreement.
- 6.4.4 If any necessary consent is not granted, the DNO shall not be obliged to fulfil any Connection Agreement/Distribution Use of System Agreement

6.5 Approval to Connect

Depending on the size and type of a User's installation which is to be connected to the DNO's Distribution System a DNO may specify procedures to approve the technical compliance of the User's installation and commissioning procedures to energise the connection, as provided for in DPC5.3.3. These procedures may have some or all of the typical features specified below:

6.5.1 Readiness to Connect

- 6.5.1.1 A User, whose development is under construction in accordance with a Connection Agreement and who wishes to establish connection with the DNO's Distribution System, shall apply to the DNO by submitting a standard connection card or otherwise in writing, stating readiness to connect and giving the following:
- (a) Confirmation that the User's installation complies with the principles outlined in Regulation 25(2)(a) of the Electricity Safety, Quality and Continuity Regulations.
 - (b) Where appropriate update the Distribution Planning and Connection Code data based on actual values.
 - (c) Where appropriate update forecasts for future operational data as listed in the Distribution Data Registration Code.
 - (d) A proposed connection date.
- 6.5.1.2 The DNO may request a User to provide, in addition to his written application to the DNO for connection in accordance with 6.5.1.1, a report certifying to the DNO that all matters required by DPC4 have been considered and that DPC5 to DPC8 inclusive have been complied with by the User and incorporating:
- (a) Type test reports and test certificates produced by Nationally Accredited Laboratories showing that the Plant and/or Apparatus specified in the Distribution Planning and Connection Code meet the criteria specified.

GUIDE TO THE DISTRIBUTION CODE OF GREAT BRITAIN

- (b) Copies of the manufacturers' test certificates relating to Plant and/or Apparatus referred to in the Distribution Planning and Connection Code, including measurements of positive and zero sequence impedance of Apparatus which will contribute to the fault current at the point of connection.
- (c) Details of Protection arrangements and settings under DPC6.3.
- (d) A certificate declaring the maximum short circuit current in Ampere which the User's System would contribute to a three- phase short circuit at the point of connection, and the minimum zero sequence impedance of the User's System at the Connection Point and taking into account the contributions of any Generation Set or Power Station motors.
- (e) Confirmation that design conforms with the standards referred to in DPC4.
- (f) A list of persons appointed by the User to undertake, and to be responsible for, the application and removal of **Safety Precautions** on those parts of the User's System which are directly connected to the DNO's Distribution System.
- (g) A list of names and telephone numbers of responsible management representatives in accordance with Distribution Operating Code DOC.9.
- (h) Site Common Drawings as specified in the Connection Agreement.
- (i) A single line diagram of the User's Apparatus showing all items to which the Distribution Planning and Connection Code applies.
- (j) Information to enable the DNO to prepare a Site Responsibility Schedule as DPC5.4.3.

6.5.1.3 For connections at High Voltage, the User shall provide a proposed commissioning programme, giving at least six weeks notice of the proposed connection date, and detailing all proposed site testing of main and ancillary Equipment, together with the names of the organisations who are to carry out such testing.

6.5.1.4 The DNO shall be entitled to witness site testing of Equipment whose performance can reasonably be regarded as affecting the integrity of the DNO's Distribution System. The User shall provide the DNO with certified results of all such tests and the DNO may withhold agreement to energise the User's Equipment where test results indicate that the Distribution Planning and Connection Code have not been satisfactorily complied with.

6.5.1.5 Where in advance of the proposed connection date, a Generator requires connection to the DNO Distribution System for the purpose of testing, the Generator will require satisfying the DNO of the following:

- (a) Compliance with the requirements of the Connection Agreement.
- (b) Provision of a commissioning programme supplied by the Generator and agreed with the DNO to allow commissioning tests to be co-ordinated in a manner detailed in Distribution Operating Code DOC-12 – "System Tests".

GUIDE TO THE DISTRIBUTION CODE OF GREAT BRITAIN

6.5.2 Confirmation of Approval to Connect

- 6.5.2.1 The DNO shall inform the User whether or not the DNO considers the requirements of 6.4.1 and requirements of the Distribution Planning and Connection Code are satisfied and the making of the connection is approved subject to satisfactory results of those tests which cannot be performed prior to energization of the User's Plant and Apparatus. Where approval is withheld, detailed reasons shall be stated.
- 6.5.2.2 When indicating agreement to the energization of a connection, the DNO shall specify the contents and sequence of the energization programme and associated testing and shall be entitled to postpone or suspend the programme where, due to circumstances which could not reasonably have been foreseen by the DNO, continuation of the programme would impose an unacceptable level of risk to the integrity of the DNO's Distribution System.
- 6.5.2.3 Detailed costing arrangements for the supply of standby and top-up facilities, if required, to cover any shortfall in contract quantities of electricity delivered by a Generator to a Supplier under a Connection Agreement /Distribution Use of System Agreement shall be the subject of a top-up and standby supply agreement.

7 GOVERNANCE OF TECHNICAL STANDARDS

7.1 General

- 7.1.1 The Panel maintains a Standard Procedure detailing the governance arrangements. This procedure can be found on the Distribution Code Website along with the Panel Constitution and Rules: www.dcode.org.uk.
- 7.1.2 Industry interface standards are open to collective governance by the Panel. There are three broad classes of standards as detailed below.

7.2 Distribution Code Standards

Some standards impose Distribution Code obligations, and these are listed in Annex 1 of the Distribution Code. These standards implement Distribution Code requirements and these standards are cited in preference to stating the detail of the requirements in the Distribution Code itself. The content of these standards is subject to the governance of the Panel which will consult publicly on them, although ownership of the standards rests with the DNOs. Ofgem has to give final approval to any changes.

7.3 Other Industry Standards

There are other standards that do not impose direct Distribution Code obligations, but are nevertheless considered to be material and binding on DNOs and Users and are subject to governance by the Panel. These are listed in Appendix 2 of this Guide. These standards are governed in a similar manner to Annex 1 standards. The salient difference is that Ofgem does not need to formally approve changes to these standards. However Ofgem may approve them should the Panel fail to agree on changes to them.

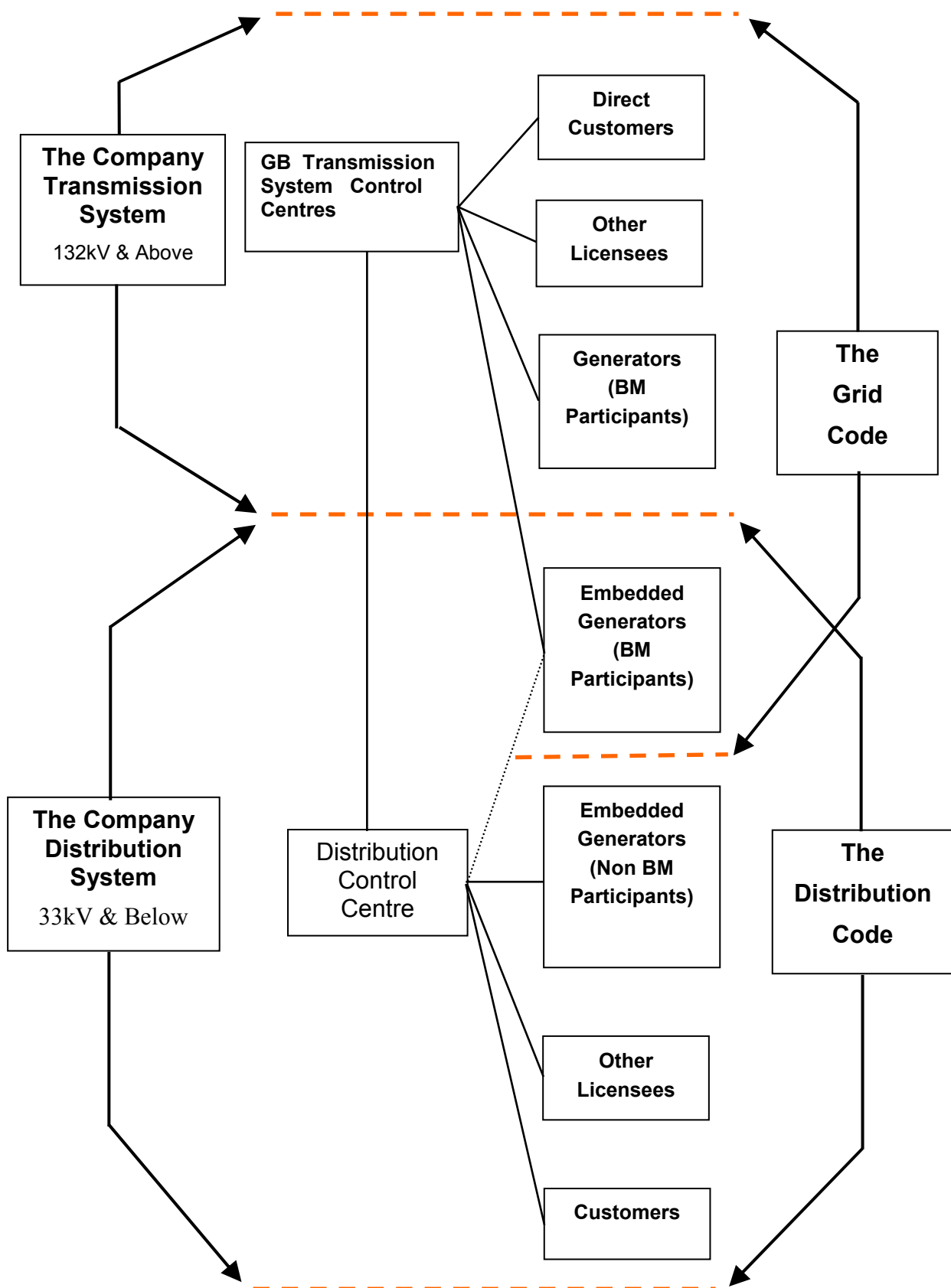
GUIDE TO THE DISTRIBUTION CODE OF GREAT BRITAIN

7.4 Individual DNO's standards.

These are not directly governed by the Panel, but by exception the Panel can review an individual DNO standard if the Panel's advice is sought by Ofgem following a referral to Ofgem of an issue with an individual DNO standard by a User. Ofgem may then take the Panel's advice into account when resolving the User's complaint.

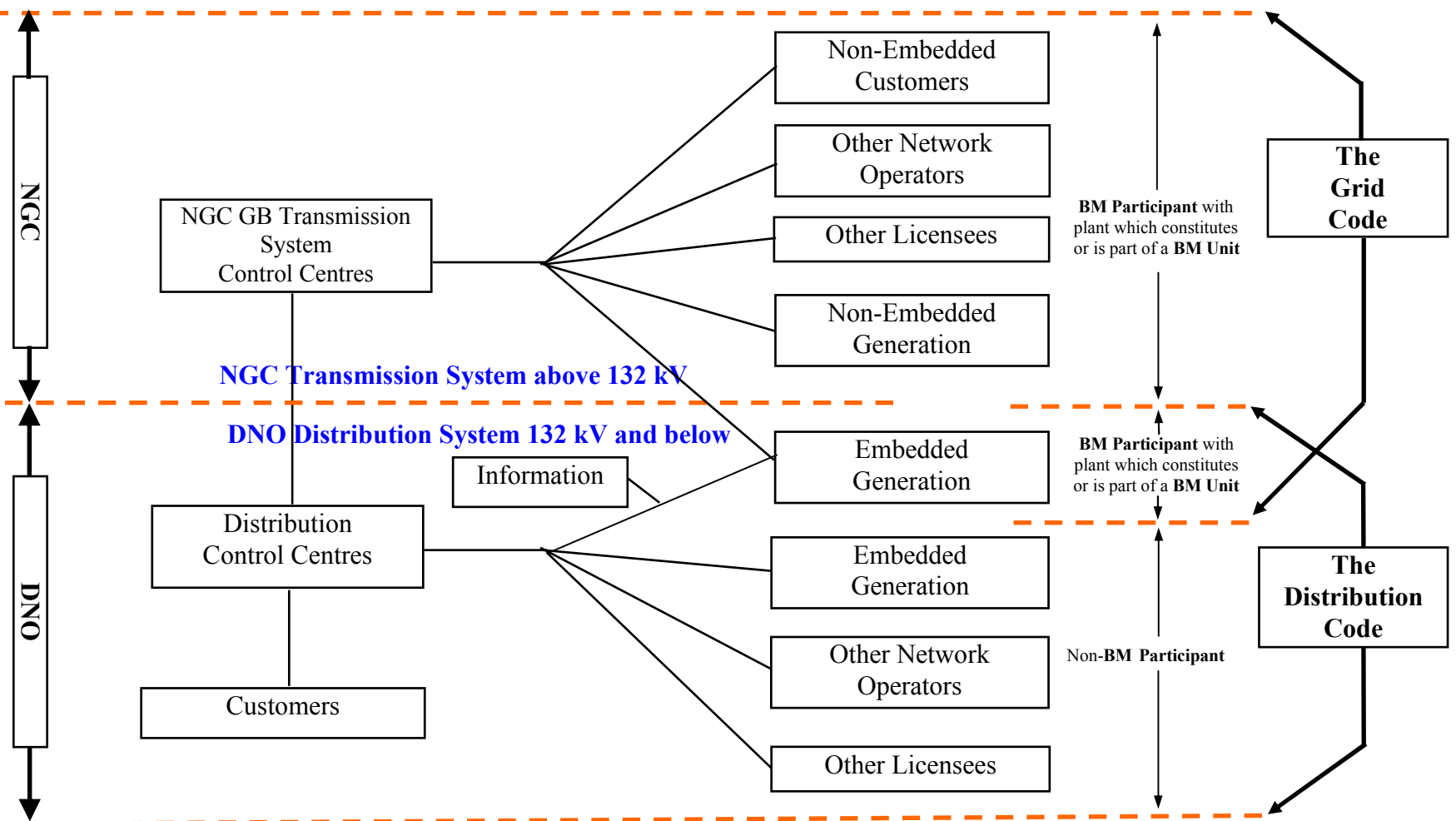
GUIDE TO THE DISTRIBUTION CODE OF GREAT BRITAIN

FIGURE 1A - GRID CODE & DISTRIBUTION CODE BOUNDARIES (SCOTLAND)



GUIDE TO THE DISTRIBUTION CODE OF GREAT BRITAIN

FIGURE 1B - GRID CODE & DISTRIBUTION CODE BOUNDARIES (ENGLAND AND WALES)



GUIDE TO THE DISTRIBUTION CODE OF GREAT BRITAIN

APPENDIX 1 - CATEGORIES OF USERS OF THE DISTRIBUTION SYSTEM

Category A Users are those having a connection at 1 kV or above (HV)

- A1.** Embedded Generators including CWOs having an output capacity of 1 MW and above.
- A2.** Embedded Generators including CWOs having an output capacity of less than 1 MW.
- A3.** Customers without generation having a Demand of 5 MW and above.
- A4.** Customers without generation having a Demand of less than 5 MW.

The classification threshold of 5 MW is related to the obligations that a **DNO** has for providing aggregated **Demand** information to NGC. Generators are further classified by voltage of connection and capacity for the purposes of technical standards.

Category B Users are those having a connection at below 1 kV (Low Voltage)

- B1.** Embedded Generators (including CWOs) irrespective of capacity of fuse(s) or other Protection device(s).
- B2.** Customers who are the sole Customer with a connection to the Low Voltage side of a High Voltage to Low Voltage transformer, irrespective of the capacity of fuse(s) or other protection device(s).
- B3.** Customers without generation and having a single or three phase supply protected by fuse(s) or other device(s) rated at more than 100 amps.
- B4.** Customers without generation having a single phase or three phase supply protected by a fuse(s) or other device(s) rated at 100 amps or less.
- B5.** Customers with Unmetered Supplies.
- B6.** Customers who have connected a Generation Set in accordance with ER G83/1 and where this is their only Generation Set.
- C.** Suppliers including licence exempt Suppliers, unless otherwise stated.
- D.** Other Authorised Distributors connected to the DNO's Distribution System, being licensed or licence exempt Distributors.
- E.** Meter Operators (This Distribution Code does not place any direct obligation on Meter Operators other than through the appointment by either a Supplier or a Customer.)

GUIDE TO THE DISTRIBUTION CODE OF GREAT BRITAIN

SECTIONS OF THE DISTRIBUTION CODE APPLYING TO PARTICULAR CATEGORIES OF USERS OF THE DNO'S DISTRIBUTION SYSTEM

CATEGORY OF USERS

D Code	A1	A2	A3	A4	B1	B2	B3	B4	B5	B6	C	D	E
Ref													
DGC	D	D	D	D	D	D	D	D	D	D	D	D	D
DPC1	R	R	R	R	R	R	R	R	R	R	R	R	R
DPC2	R	R	R	R	R	R	R	R	R	R	R	R	R
DPC3	R	R	R	R	R	R	R	R	R	R	R	R	R
DPC4	D	D	D	D	D	D	D	D	D	D	R	D	D
DPC5	D	D	D	D	D	D	D	D	D	D	R	D	D
DPC6	D	D	D	D	D	D	D	X	X	R	R	D	D
DPC7	D	D	X	X	D	X	X	X	X	R	R	D	X
DPC8	D	D	D	D	X	X	X	X	X	X	R	D	X
DOC1	D	X	D	X	X	X	X	X	X	X	D	D	X
DOC2	D	X	D	X	X	X	X	X	X	X	D	D	X
DOC5	D	D	D	D	D	D	D	D	D	R	D	D	D
DOC6	D	D	D	D	R	R	R	R	R	R	D	D	X
DOC7	D	D	D	D	X	X	X	X	X	R	D	D	X
DOC8	D	D	D	D	D	D	D	D	D	R	R	D	D
DOC9	D	D	D	D	R	R	R	R	R	R	R	D	R
DOC10	D	D	D	D	X	X	X	X	X	R	D	D	X
DOC11	D	D	D	D	D	D	D	X	D	X	X	D	D
DOC12	D	D	D	D	D	D	X	X	X	R	R	D	X
DDRC	D	D	D	D	D	X	X	X	X	R	D	D	X

X Not applicable.

D Applicable with specific obligations.

R Relevant for information but no specific obligations.

GUIDE TO THE DISTRIBUTION CODE OF GREAT BRITAIN

APPENDIX 2 – ELECTRICITY SUPPLY INDUSTRY STANDARDS NOT IMPLEMENTED VIA THE DISTRIBUTION CODE BUT HAVING A MATERIAL AFFECT ON USERS

Copies of the Engineering Recommendations and Technical Specifications and other documents in this Appendix are available from the Energy Networks Association, 18 Stanhope Place, London, W2 2HH, www.energynetworks.org.

- 1 **Engineering Recommendation G81** Framework for design and planning, materials specification and installation and record for Greenfield low voltage housing estate installations and associated, new, HV/LV distribution substations.
- 2 DTI Publication - Technical Guide to Connection of Embedded Generators to the Distribution Network (KEL 000318).
- 3 **Engineering Technical Report 130**
Application Guide for assessing the Capacity of Networks Containing Distributed Generation
- 4 **Engineering Technical Report 131**
Analysis Package for Assessing Generation Security Capability – Users' Guide

ISSUE SUMMARY

No.	Date	Details of Change
1	01/10/02	<p>This is the first issue of the Distribution Code for Great Britain. The D Code has been formed from an amalgamation of the pre-existing Scottish (Issue 4), and England & Wales (Modification 13) D Codes.</p> <p>There are no deliberate policy changes introduced in this first issue of the GB code: the drafting reflects the requirements existing in both forerunner codes. However there are changes to the wording from both codes necessary in adopting a common text. These changes have been kept to a minimum consistent with developing a common Distribution Code for Great Britain. The detail of these changes from the forerunner codes was publicly consulted on as part of the process of introducing the Distribution Code for Great Britain.</p> <p>Where there are technical, regulatory or institutional differences between Scotland and England & Wales the drafting has preserved these differences in the combined code where necessary.</p>
2	01/03/03	Annex 1 amended to recognize that ER G75 has been re-issued as ER G75/1.
3	01/09/03	<p>Modifications in respect of data requirements for Embedded Generators – particularly:</p> <ul style="list-style-type: none"> • the addition of new DPC1.6 and DPC1.7; • additions to DPC4.5.1; • new DPC5.1.2; • modified DPC7.3 and new DPC7.3.4 <p>Modifications to the Distribution Data Registration Code</p>
4	01/03/04	<p>Introduction of ER G83/1 governing the connexion of small scale generation. Minor changes to definitions of Embedded Generator and Generator, plus new note in DPC7.1.3 and minor explanatory notes in 5.4.5 and Appendix 1 of the Guide. Rationalization of use of Embedded Generator and Generator throughout the text.</p> <p>Modification to the following clauses for the consequential changes attendant on the replacement of the Electricity Supply Regulations with the Electricity Safety, Quality and Continuity Regulations: DPC4.2.2.1; DPC4.2.2.2; DPC4.4.2; DPC4.4.4; DPC5.2.1; DPC5.3.4; DPC5.4.3; DOC5.4.8; DOC10.1.1; DOC10.4.5.1</p>
5	01/08/04	<p>Governance of Standards</p> <p>Modification to:</p> <p>Glossary and Definitions: addition of Annex 1 Standard; Appendix 1 Standard; Individual DNO Standard; Qualifying Standard.</p> <p>new DGC 4.2 (g) & (h)</p> <p>DGC 4.4</p>

		House keeping Changes to: DPC 5.4.1 (and Guide 2(e)) and DPC 5.4.3
--	--	---

6	01/04/06o	<p>Modifications for BETTA and LEEMPS</p> <p>Significant definitional and consequential changes to harmonize with BETTA and GB Grid Code drafting.</p> <p>Licence Exempt Embedded Medium Power Station drafting including:</p> <ul style="list-style-type: none"> • New definition of a DC Converter • Modifications to DPC7.3.3 in relation to data requirements • Addition of new section DPC7.5 relating to data and connexion requirements • Addition of new Section DOC 5.6 in relation to compliance testing of Medium Power Stations
7	01/07/06	<p>Replace ER P2/5 with ER P2/6 and the following consequential changes:</p> <ul style="list-style-type: none"> • Addition of ETRs 130 and 131 to Appendix 2. • Harmonization of lower limit for DDRC Schedules 6 & 7 at 1MW <p>Replace ER G5/4 with ER G5/4-1 in Annex 1 and in DPC 4.2.3(b)</p>
8	01/11/06	Modify the definitions of Large, Medium and Small Power Stations to align with changes to the GB Grid Code.
		Minor housekeeping corrections to DGC6.1 and DOC 1.1.5 to point to DGD 2(vi).

END