Making a positive difference for energy consumers

Boiler Upgrade Scheme (BUS)

Quarterly Report – Issue 18

Publication date:	27 November 2026
Version number:	1.0

This is the Boiler Upgrade Scheme (BUS) quarterly report, updating key scheme statistics to include the period from 1 August 2026 to 31 October 2026.

© Crown copyright 2026

The text of this document may be reproduced (excluding logos) under and in accordance with the terms of the Open Government Licence.

Without prejudice to the generality of the terms of the Open Government Licence the material that is reproduced must be acknowledged as Crown copyright and the document title of this document must be specified in that acknowledgement.

This publication is available at www.ofgem.gov.uk. Any enquiries regarding the use and re-use of this information resource should be sent to: psi@nationalarchives.gsi.gov.uk.

Introduction

The Boiler Upgrade Scheme (BUS) quarterly report provides information on applications, vouchers issued, grants paid, the scheme budget, and the installations supported. This report fulfils our obligations under the Boiler Upgrade Scheme (England and Wales) Regulations 2022 (as amended).[1] This is the 18th BUS quarterly report since the scheme launched on 23 May 2022, covering the period from 1 August 2026 until 31 October 2026. We also publish a monthly update on our website[2] that provides cumulative statistics since the launch of the scheme, and a more detailed annual report[3] by 31 July each year.

News and Updates

In April 2026, the Department for Energy Security and Net Zero (DESNZ) announced increased BUS grant values for certain technology types in eligible off-gas-grid properties. These changes came into effect on 21 July 2026.[4]

Contacts

For more information visit the Ofgem website.[5] You will find details about how the scheme works, including guidance for property owners and installers.

If you cannot find the information you need on our website, our customer service team will be happy to help on **0330 053 2289**, or by emailing bus.enquiry@ofgem.gov.uk.

For press enquiries, please contact Ofgem's press office at press@ofgem.gov.uk.

[1] Regulation 30(3) – Boiler Upgrade Scheme (England and Wales) Regulations 2022: <https://www.legislation.gov.uk/uksi/2022/565/contents/made>
The regulations were amended in May 2024 - The Boiler Upgrade Scheme (England and Wales) (Amendment) Regulations 2024: <https://www.legislation.gov.uk/uksi/2024/524/contents/made> and in April 2026 - The Boiler Upgrade Scheme (England and Wales) (Amendment) Regulations 2026: <https://www.legislation.gov.uk/uksi/2026/390/contents/made>
[2] BUS Monthly Scheme Update: <https://www.ofgem.gov.uk/publications/bus-monthly-scheme-update>
[3] Due to the requirements set in the scheme regulations, the scheme years and quarterly periods do not align. Each scheme year runs from 1 April to 31 March, whereas the quarters are: 1 February to 30 April, 1 May to 31 July, 1 August to 31 October, and 1 November to 31 January.
[4] Notice of approved grant categories and values for the Boiler Upgrade Scheme: <https://www.gov.uk/government/publications/boiler-upgrade-scheme-regulations-approved-standards-grant-categories-and-grant-levels/notice-of-approved-grant-categories-and-values-for-the-boiler-upgrade-scheme>
[5] Boiler Upgrade Scheme (BUS) Ofgem <https://www.ofgem.gov.uk/environmental-and-social-schemes/boiler-upgrade-scheme-bus>

OFFICIAL

BUS Voucher Summary

This section provides information and statistics on the BUS voucher application and redemption processes. This also includes an overview of the scheme's budget allocation relative to the annual budget.

How does the BUS grant application work?

The BUS grant application is a 2-stage process as illustrated in the flow chart below. Firstly, installers are required to submit a voucher application (stage 1a) where we check if the pre-installation eligibility criteria are met. If the application is successful, we issue the voucher (stage 1b). Following commissioning of an installation the installer can submit a voucher redemption application (stage 2a). Once we have established that the remaining eligibility requirements have been met, the grant payment is made (stage 2b). For further information on the BUS application process please refer to our BUS guidance for installers.[6]

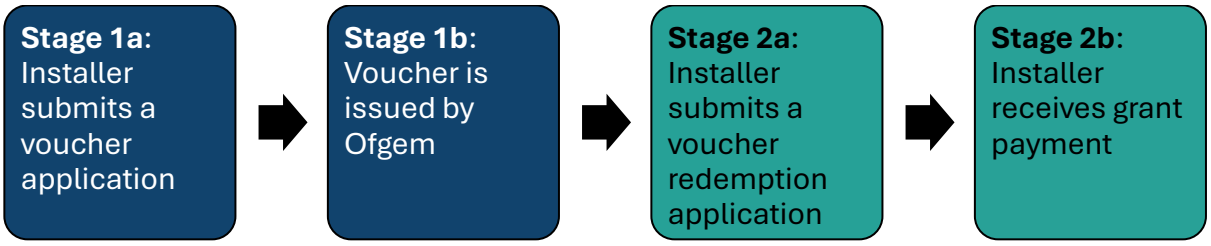

A summary of applications at stage 1 of the process can be found in **Figure 1**, and a summary of applications at stage 2 can be found in **Figure 2.** The overall budget allocation is derived based on the committed spend through vouchers issued at stage 1, in addition to provisional allocations of budget for stage 1 applications still in progress.

[6] BUS Guidance for Installers: <https://www.ofgem.gov.uk/publications/boiler-upgrade-scheme-guidance-installers>

Figure 1: Voucher applications and vouchers issued (stage 1)

Quarterly Period	Voucher applications received[7]	Vouchers issued[8]	Value of vouchers issued
May 2022 to Jul 2022	4,367	2,496	£12,530,000
Aug 2022 to Oct 2022	4,552	3,383	£17,017,000
Nov 2022 to Jan 2023	4,062	3,205	£16,113,000
Feb 2023 to Apr 2023	4,020	3,061	£15,401,000
May 2023 to Jul 2023	4,437	2,865	£14,422,000
Aug 2023 to Oct 2023	6,005	2,266	£14,130,500
Nov 2023 to Jan 2024	5,981	5,142	£38,496,000
Feb 2024 to Apr 2024	6,835	4,539	£33,992,500
May 2024 to Jul 2024	8,723	6,212	£46,507,500
Aug 2024 to Oct 2024	9,970	7,253	£54,340,000
Nov 2024 to Jan 2025	9,744	6,814	£51,060,000
Feb 2025 to Apr 2025	11,268	7,688	£57,602,500
May 2025 to Jul 2025	11,268	7,738	£57,997,500
Aug 2025 to Oct 2025	11,512	8,288	£62,090,000
Nov 2025 to Jan 2026	11,278	7,081	£53,057,500
Feb 2026 to Apr 2026	12,555	7,620	£57,097,500
May 2026 to July 2026	17,073	7,782	£58,863,000
Aug 2026 to Oct 2026	31,510	19,646	£156,675,500
Total	**175,160**	**113,079**	**£817,393,000**

[7] Due to the way voucher applications are processed the numbers shown for previous quarters may have changed from earlier reports.

[8] Vouchers for air-to-water heat pumps (AWHP) air-to-air heat pumps (AAHP) and biomass boilers are valid for 3 months. These figures do not include vouchers that were issued but have since expired, or those that have been revoked/withdrawn. Therefore, the figures for earlier quarters may have changed from previous reports.

Figure 2: Voucher redemption applications and grants paid (stage 2)

Quarterly Period	Voucher redemption applications received[9]	Grants paid[10]	Value of grant payments
May 2022 to Jul 2022	1,189	905	£4,539,000
Aug 2022 to Oct 2022	3,439	3,178	£15,943,000
Nov 2022 to Jan 2023	3,520	3,538	£17,800,000
Feb 2023 to Apr 2023	3,111	3,191	£16,049,000
May 2023 to Jul 2023	2,920	2,890	£14,556,000
Aug 2023 to Oct 2023	2,506	2,323	£11,700,000
Nov 2023 to Jan 2024	4,610	4,387	£32,530,500
Feb 2024 to Apr 2024	4,499	4,604	£34,472,000
May 2024 to Jul 2024	5,572	5,221	£39,080,000
Aug 2024 to Oct 2024	6,849	7,053	£52,832,500
Nov 2024 to Jan 2025	7,001	6,719	£50,337,500
Feb 2025 to Apr 2025	7,217	6,951	£52,092,500
May 2025 to Jul 2025	7,939	8,441	£63,250,000
Aug 2025 to Oct 2025	8,247	7,967	£59,707,500
Nov 2025 to Jan 2026	7,620	7,704	£57,705,000
Feb 2026 to Apr 2026	7,416	7,448	£55,805,000
May 2026 to July 2026	7,779	7,495	£56,228,000
Aug 2026 to Oct 2026	11,901	11,727	£93,758,000
Total	**103,335**	**101,742**	**£728,385,500**

[9] Due to the way voucher redemption applications are processed the numbers shown for previous quarters may have changed from previous reports.

[10] These figures include grants that have been paid out but have later been revoked or the payment value recouped as part of our audit and compliance process.

Annual budget overview[11]

Scheme budget is allocated based on the committed spend through vouchers issued at stage 1, in addition to provisional voucher allocations for voucher applications still in progress. **Figure 3** presents budget data across the 5 scheme years, showing how allocated funds have been spent and what remains.

Figure 3: Budget allocation and spending from each scheme year

Period	Budget allocation[12]	Budget spent[13]	Budget unspent[14]/ remaining
Scheme Year 1 (May 2022 – Mar 2023)	£150,000,000	£50,009,000	£99,991,000
Scheme Year 2 (Apr 2023 – Mar 2024)	£150,000,000	£88,330,500	£61,669,500
Scheme Year 3 (Apr 2024 – Mar 2025)	£280,000,000	£188,755,000	£91,245,000
Scheme Year 4 (Apr 2025 – Mar 2026)	£295,000,000	£232,240,000	£62,760,000
Scheme Year 5 (Apr 2026 – Mar 2027)	£400,000,000	£337,335,000	£62,665,000

For Scheme Year 5, the budget has been set at £400 million, with £337.3 million spent by the end of October 2026.[15] This leaves £62.7 million remaining for the rest of the scheme year.

[11] Scheme years run from 1 April – 31 March and are not aligned with reporting quarters (1 February to 30 April, 1 May to 31 July, 1 August to 31 October, and 1 November to 31 January). As a result, quarterly reports may include activity from more than one scheme year, meaning budget information presented by scheme year may not align directly with figures reported elsewhere in the report.
[12] A proportion of the 2026-2030 scheme budget has been set aside for potential future innovation activity, including initiatives to support the wider rollout of heat pumps. As a result, the budget allocation set out here may not be directly equivalent to the funding available for BUS vouchers across the 2026-2027 period.
[13] Budget spent includes provisionally allocated vouchers (pre-voucher issue), allocated vouchers (voucher issued) and committed spend (paid).
[14] N.B. Unspent budget is not carried over to the next scheme year. Historical figures may be revised where grant payments are subsequently adjusted, revoked, or recovered following audit and compliance activity.
[15] In November 2026, DESNZ gave permission for Ofgem to over-allocate vouchers to a total of £520 million in Scheme Year 5: <https://www.gov.uk/government/publications/boiler-upgrade-scheme-approval-to-over-allocate-vouchers-november-2026/approval-to-over-allocate-vouchers-for-the-boiler-upgrade-scheme-november-2026>

Grants paid

This section provides information on installations for which grants have been paid (at the completion of stage 2) throughout the scheme's lifetime. This includes a breakdown of grants paid by technology type, by region, and in terms of what heating system was replaced.

When the Boiler Upgrade Scheme (BUS) launched, grants were available for air source heat pumps (ASHP), ground source heat pumps (GSHP) and biomass boilers. The Boiler Upgrade Scheme (England and Wales) (Amendment) Regulations 2026, which came into force on 28 April 2026, expanded eligibility to include[16] air-to-air heat pumps (AAHP) and exhaust air heat pumps (EAHP).

To reflect these changes, we have updated how heat pump installations are reported. The previous ASHP category has been replaced with separate categories for air-to-water heat pumps (AWHP) and AAHP. As EAHPs are only eligible under BUS as air-to-water systems, they are included in the AWHP category. To allow comparisons over time, installations previously reported as ASHPs have also been reclassified as AWHPs throughout this report.

[16] The Boiler Upgrade Scheme (England and Wales) (Amendment) Regulations 2026: <https://www.legislation.gov.uk/uksi/2026/390/made>

Figure 4: Grants paid by technology type

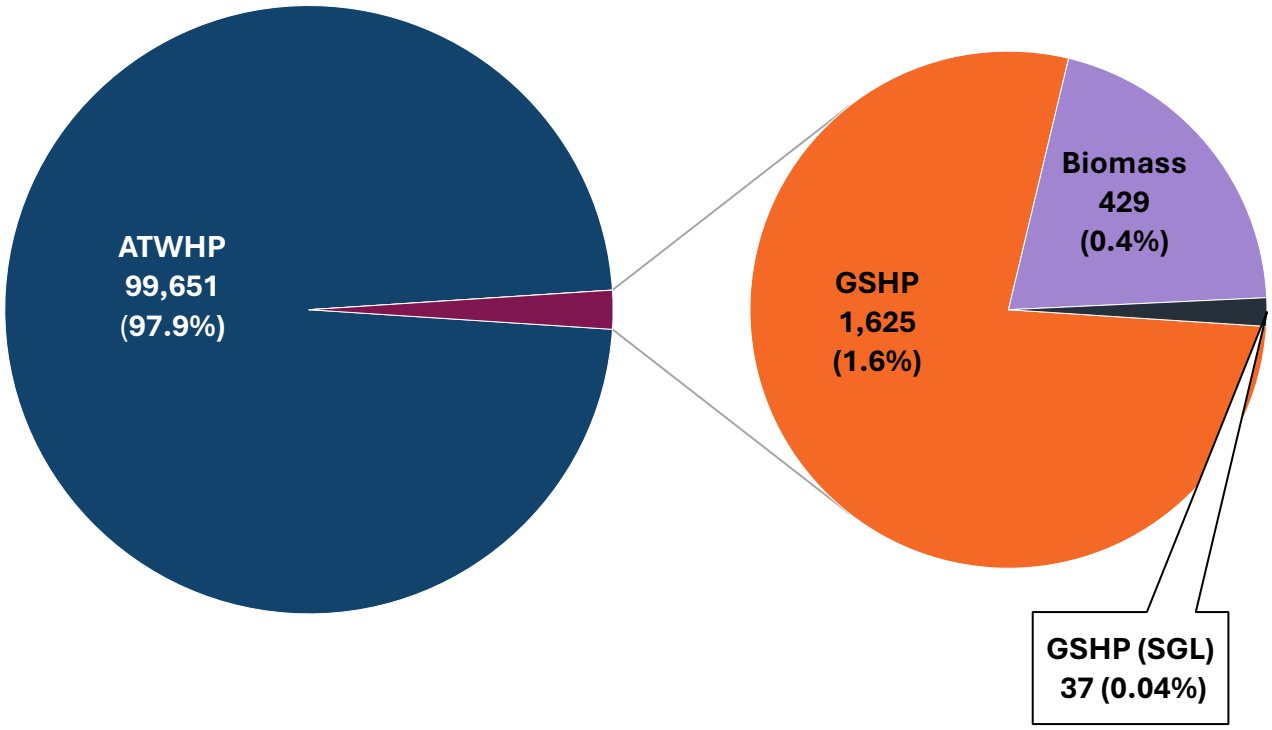

This chart shows that of the 101,742 grants paid to date, 99,651 or 97.9% were for air-to-water heat pumps (AWHP). There were 1,625 (1.6%) grants paid for ground source heat pumps (GSHP), 429 (0.5%) for biomass boilers, and 37 (0.04%) for shared ground loop (SGL) GSHPs. No grants have been paid for air-to-air heat pumps (AAHP).

Figure 5: Grants paid by technology type

Quarterly Period	AWHP	GSHP	Biomass	GSHP-SGL	AAHP[17]
May 2022 to Jul 2022	882	12	9	2	
Aug 2022 to Oct 2022	3,090	53	35	0	
Nov 2022 to Jan 2023	3,379	106	49	4	
Feb 2023 to Apr 2023	3,064	91	33	3	
May 2023 to Jul 2023	2,759	104	25	2	
Aug 2023 to Oct 2023	2,218	85	20	0	
Nov 2023 to Jan 2024	4,217	138	26	6	
Feb 2024 to Apr 2024	4,473	109	20	2	
May 2024 to Jul 2024	5,058	131	31	1	
Aug 2024 to Oct 2024	6,902	125	25	1	
Nov 2024 to Jan 2025	6,596	99	21	3	
Feb 2025 to Apr 2025	6,834	98	16	3	
May 2025 to Jul 2025	8,314	102	23	2	
Aug 2025 to Oct 2025	7,874	71	18	4	
Nov 2025 to Jan 2026	7,572	99	30	3	
Feb 2026 to Apr 2026	7,346	79	22	1	
May 2026 to July 2026	7,415	64	16	0	0
Aug 2026 to Oct 2026	11,658	59	10	0	0
Total	**99,651**	**1,625**	**429**	**37**	**0**

[17] The Boiler Upgrade Scheme (England and Wales) (Amendment) Regulations 2026 expanded scheme eligibility to include air-to-air heat pumps (AAHP). This change came into force on 28 April 2026: https://www.legislation.gov.uk/uksi/2026/390/made

Figure 6: Regional distribution of grants paid by technology type

Region	AWHP	GSHP	Biomass	GSHP-SGL	AAHP	Total	Total %
South East	19,606	294	12	3	0	**19,915**	**19.6%**
South West	17,345	476	111	21	0	**17,953**	**17.6%**
East of England	13,605	153	18	1	0	**13,777**	**13.5%**
East Midlands	9,836	123	13	3	0	**9,975**	**9.8%**
Yorkshire and The Humber	9,293	143	7	0	0	**9,443**	**9.3%**
North West	8,372	119	38	0	0	**8,529**	**8.4%**
West Midlands	7,677	122	26	7	0	**7,832**	**7.7%**
London	5,622	36	1	0	0	**5,659**	**5.6%**
Wales	5,171	124	168	2	0	**5,465**	**5.4%**
North East	3,124	35	35	0	0	**3,194**	**3.1%**

Figure 7: Original heating system

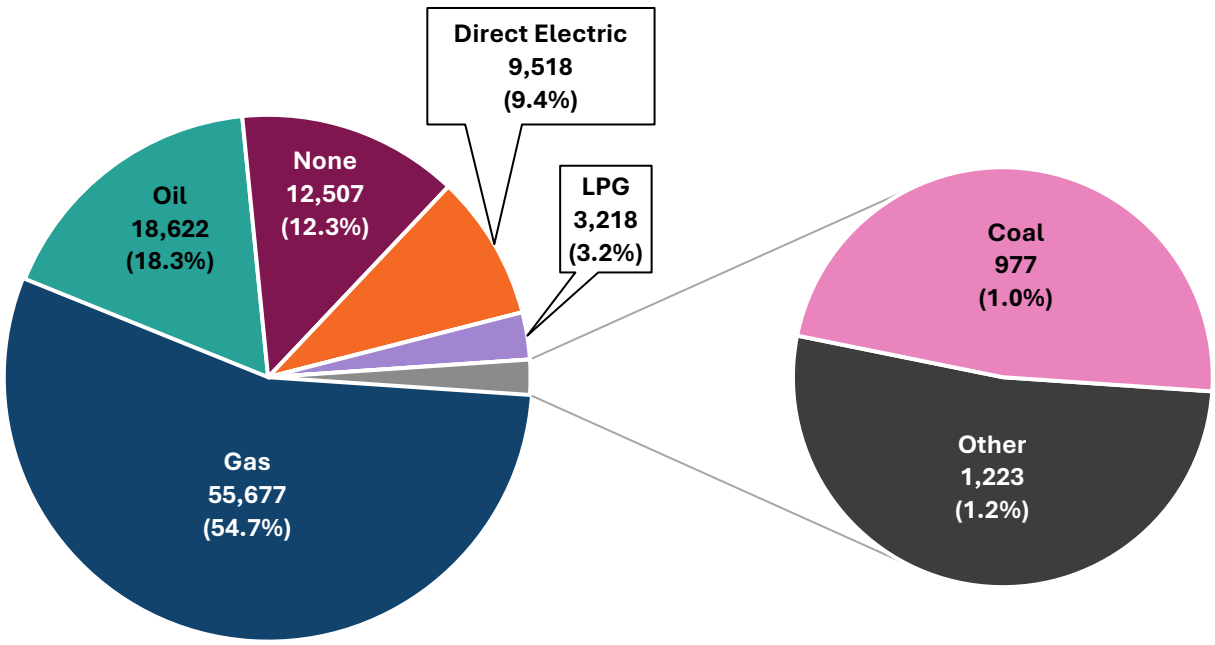

This chart shows the number and types of heating systems that have been replaced by new installations. The most common were gas systems which made up 54.7% of the total. Oil was the second most common at 18.3%. Overall, replaced fossil fuelled systems account for 77.2% of all grants paid. An additional 12,729 of the grants paid were for heating systems in eligible self-build[18] properties, accounting for 12.5% of total installations.

[18] New build properties are not eligible for the scheme except for certain 'self-builds'. An eligible self-build must have been built mainly using the labour or resources of the first owner, and the new building must never have been owned by a business or organisation. Most self-builds are classed as not replacing an existing heating system ('None' category), as the grants are usually paid towards installations in newly constructed buildings or conversions of buildings without previous heating. However, a small proportion of self-builds were conversions where a non-domestic heating system was replaced. Therefore, the number of grants paid where no heating system has been replaced is lower than the number of eligible self-builds.

Figure 8: Original heating systems replaced

Quarterly Period	Gas	Oil	None	Direct Electric	LPG	Other	Coal
May 2022 to Jul 2022	482	238	68	54	42	9	12
Aug 2022 to Oct 2022	1,508	814	417	252	115	34	38
Nov 2022 to Jan 2023	1,586	787	634	321	129	41	40
Feb 2023 to Apr 2023	1,422	606	666	314	96	42	45
May 2023 to Jul 2023	1,348	529	597	253	93	45	25
Aug 2023 to Oct 2023	1,042	437	498	229	58	31	28
Nov 2023 to Jan 2024	2,193	768	749	464	106	55	52
Feb 2024 to Apr 2024	2,259	839	804	475	143	42	42
May 2024 to Jul 2024	2,846	939	745	441	132	54	64
Aug 2024 to Oct 2024	4,066	1,172	879	597	192	75	72
Nov 2024 to Jan 2025	3,932	1,056	844	557	198	70	62
Feb 2025 to Apr 2025	4,312	990	736	582	209	62	60
May 2025 to Jul 2025	5,164	1,289	847	742	244	76	79
Aug 2025 to Oct 2025	4,798	1,308	796	687	214	87	77
Nov 2025 to Jan 2026	4,360	1,228	954	756	209	118	79
Feb 2026 to Apr 2026	4,254	1,166	859	775	225	99	70
May 2026 to July 2026	4,523	932	715	954	195	116	60
Aug 2026 to Oct 2026	5,582	3,524	699	1,065	618	167	72
Total	**55,677**	**18,622**	**12,507**	**9,518**	**3,218**	**1,223**	**997**