

Report

Customers' satisfaction with their supplier - supplier level findings

Publication date: May 2026

Team: Consumer Insights and Behavioural Science

Email: consumer.first@ofgem.gov.uk

This document presents data on two indicators of energy customer satisfaction for seven energy supply groups. The data comes from a survey of GB domestic energy consumers commissioned by Ofgem and Citizen's Advice.

© Crown copyright 2026

The text of this document may be reproduced (excluding logos) under and in accordance with the terms of the [Open Government Licence](#).

Without prejudice to the generality of the terms of the Open Government Licence the material that is reproduced must be acknowledged as Crown copyright and the document title of this document must be specified in that acknowledgement.

Any enquiries related to the text of this publication should be sent to Ofgem at:

10 South Colonnade, Canary Wharf, London, E14 4PU.

This publication is available at www.ofgem.gov.uk. Any enquiries regarding the use and re-use of this information resource should be sent to: psi@nationalarchives.gsi.gov.uk

Introduction

As the independent energy regulator for England, Scotland and Wales (Great Britain) Ofgem's priority is to protect energy customers. In Ofgem's [Multi-year Strategy](#), we committed to publishing more data to drive up standards in the market. By publishing more data, we aim to enable more informed consumer choice and incentivise better supplier performance.

This report presents the latest data on two key customer satisfaction indicators for seven energy supplier groups. These are the seven suppliers with a large enough sample size in the survey. These indicators are overall satisfaction with their supplier, and satisfaction with the customer service consumers have received from their supplier. The previous survey's results, including a supplier level report, can be found [here](#). Subsidiary brands such as white label brands are included in the supply group that is responsible for their customer service operations in the results below.

The data comes from the Energy Consumer Satisfaction Survey, a survey of domestic energy consumers in Great Britain commissioned by Ofgem and Citizens Advice. We regularly publish the aggregate results of this survey.

The survey was designed to be nationally representative of the energy consumer population in Great Britain. It used a quota-based approach to sampling and results were weighted overall by age, gender, region, Index of Multiple Deprivation (IMD), ethnicity and payment type. We used a mixed mode method of data collection which was largely online and included face to face interviewing targeted at digitally excluded respondents. The fieldwork was conducted between 5 January and 3 February 2026, with 3,911 domestic energy consumers taking part.

The data reported reflects customers' perceptions of their supplier and the service they receive. The survey asks which supplier the respondents are with and then asks questions about their experiences with that supplier. The results below are based on all respondents, regardless of whether they have been in contact with their supplier or not.

It is worth noting the seasonal difference between survey waves, with consumers being surveyed in winter (January 2026) for this wave and in summer (July to August 2025) in the last wave.

These results do not provide an independent assessment of suppliers' processes or practices. Energy suppliers are also required by Ofgem's rules to publish their performance in the Citizens Advice Star Rating. More details about the rating and its methodology are available [here](#).

Results

As outlined in the main report, the proportion of consumers satisfied with their supplier overall in January 2026 is in line with July to August 2025 and remains at an all-time high. Similarly, January 2026 customer service satisfaction results are also in line with July to August 2025 and remain at an all-time high. Across the whole market, the proportion of consumers who said they were dissatisfied or very dissatisfied with their supplier overall is in line with the previous wave, remaining at its lowest level since this survey began in 2018. There was a statistically significant increase in the proportion of consumers reporting they were 'dissatisfied' with the customer service they receive from their supplier. The proportion of consumers reporting they were 'very dissatisfied' remains in line with the previous wave.










The table below shows the proportion of domestic energy consumers who are satisfied with their supplier and with the customer service from their energy supplier.

Table 1: Customers' reported satisfaction with their energy supplier overall

Report - Customers' satisfaction with their supplier - supplier level findings

  Significant difference against market average in Great Britain for January 2026 at 95% confidence interval.

A note on interpreting statistically significant differences [here](#).

	GB Average	British Gas	EDF Energy	E.ON / E.ON Next	Octopus Energy	OVO Energy	Scottish Power	Utilita
Overall satisfaction: Satisfied or very satisfied	81%	80%	75% 	81%	90% 	70% 	76%	77%
Neither satisfied nor dissatisfied	12%	14%	16% 	12%	6% 	22% 	14%	13%
Dissatisfied or very dissatisfied	6%	6%	7%	7%	4% 	7%	10% 	11%
Unsure or Prefer not to say	1%	2%	2% 	0%	0%	1%	1%	0%

A5: Overall, how satisfied or dissatisfied are you with [supplier] as your supplier of <FUEL TYPE>?

Satisfaction metrics are answered on a five-point scale:











- very dissatisfied
- dissatisfied
- neither satisfied nor dissatisfied
- satisfied
- very satisfied

The results in this table show the total satisfied (very satisfied and satisfied), neither satisfied nor dissatisfied, total dissatisfied (very dissatisfied and dissatisfied), unsure or prefer not to say figures at a total market level (Great Britain average) and split by suppliers.

Base: total market (Great Britain average) all respondents, January 2026 (3,911), British Gas (1,170), EDF Energy (369), E.ON / E.ON Next (including Sainsbury's Energy) (485), Octopus Energy (including Your Co-op Energy and London Power) (823), OVO Energy (including SSE) (340), Scottish Power (266), Utilita (166).

Table 2: Customers' reported satisfaction with the customer service provided by their energy supplier

  Significant difference against market average in Great Britain for January 2026 at 95% confidence interval.

	GB Average	British Gas	EDF Energy	E.ON / E.ON Next	Octopus Energy	OVO Energy	Scottish Power	Utilita
Satisfied or very satisfied	77%	77%	72% 	72% 	86% 	67% 	72%	76%
Neither satisfied nor dissatisfied	14%	14%	16%	17%	9% 	21% 	15%	14%
Dissatisfied or very dissatisfied	6%	7%	9% 	5%	3%	6%	9%	8%
Unsure or Prefer not to say	3%	2% 	3%	6% 	2% 	5%	4%	2%

A7: Overall, how satisfied or dissatisfied are you with the customer service you have received from [supplier]?

Satisfaction metrics are answered on a five-point scale:

- very dissatisfied
- dissatisfied
- neither satisfied nor dissatisfied
- satisfied
- very satisfied

The results in this table show the total satisfied (very satisfied and satisfied), neither satisfied nor dissatisfied, total dissatisfied (very dissatisfied and dissatisfied), unsure or prefer not to say figures at a total market level (Great Britain average) and split by suppliers.

Base: total market (Great Britain average) all respondents, January 2026 (3,911), British Gas (1,170), EDF Energy (369), E.ON / E.ON Next (including Sainsbury's Energy) (485), Octopus Energy (including Your Co-op Energy and London Power) (823), OVO Energy (including SSE) (340), Scottish Power (266), Utilita (166).

Below we draw comparisons between supplier groups and the average for January 2026. Note that no supplier groups saw an increase or decrease in their results since the

previous survey wave (July to August 2025). Please note that only differences that are statistically significant are included in this commentary.

How suppliers' results compare against the average

Overall satisfaction

As shown in Table 1, Octopus Energy was the only supplier with a significantly higher proportion of customers who said they were satisfied or very satisfied with their supplier overall, compared to the average for January 2026. Meanwhile, EDF Energy and OVO Energy both had significantly lower than average proportions of customers who claimed they were satisfied or very satisfied overall, compared to the average.

In terms of dissatisfaction overall, a significantly larger proportion of Scottish Power customers said they were very dissatisfied or dissatisfied with their supplier overall, compared to the average. A significantly smaller proportion of Octopus Energy customers said they were very dissatisfied or dissatisfied with their supplier overall, compared to the average.

Customer service satisfaction

Similarly, as shown in Table 2, a significantly higher proportion of Octopus Energy customers reported that they were satisfied or very satisfied with the customer service they received from their supplier. In contrast, a significantly lower proportion of EDF Energy, E.ON / E.ON Next, and OVO Energy customers reported they were satisfied or very satisfied with the customer service received from their supplier compared to the average.

Compared to the average in January 2026, a significantly higher proportion of EDF customers said they were dissatisfied or very dissatisfied with the customer service provided by their energy supplier. A significantly lower proportion of Octopus Energy customers said they were dissatisfied or very dissatisfied with customer service compared to the average.

How suppliers' results in January 2026 compare against the previous survey wave

Comparing the January 2026 results for supplier groups with the July to August 2025 results, no suppliers in this survey saw a statistically significant increase or decrease in the proportion of customers who said they were satisfied or very satisfied overall with their supplier. Similarly, no suppliers saw a statistically significant increase or decrease in the proportion of consumers who said they were dissatisfied or very dissatisfied with their supplier overall.

In terms of consumers' satisfaction with the customer service they received from their supplier, no suppliers in this survey saw a statistically significant increase or decrease in the proportion of consumers who said they were satisfied or very satisfied compared to the July to August 2025 wave. Similarly, no supplier saw a statistically significant increase or decrease in the proportion of consumers who said they were dissatisfied or very dissatisfied with their supplier's customer service.

Interpreting these results

The survey is based on a sample of the population of energy consumers in Great Britain responsible for paying their energy bills. We cannot be certain that the figures obtained are exactly those that would have been reached if everyone had taken part (the "true" values). The reported figures are estimates, within a small margin of error. The margin of error varies with sample size – the larger the sample is, the smaller the error will be. For this reason, individual suppliers with fewer than 100 respondents taking part in this survey are not shown.

We have marked statistical significance on the table. Statistical significance testing allows us to assess how confident we can be that the difference between an individual supplier's satisfaction and the satisfaction for the rest of the market is likely to reflect a true difference. We have tested the results at a 95% confidence level. When percentages are low in a given category (e.g. very dissatisfied or dissatisfied), then the difference between percentage values needs to be greater for the results to be statistically significant at a 95% interval level.

Given that the survey uses quotas rather than random probability sampling, statistical significance is indicative only. This has been marked to aid understanding of where differences are meaningful. It indicates where a supplier's results are statistically higher than the GB average as shown through the use of an up arrow, or significantly lower than average as shown through a down arrow.

Full details of the methodology, including further detail on statistical significance testing, is available in our [technical report for the Energy Consumer Satisfaction Survey](#).