

## Non-Domestic Renewable Heat Incentive

---

### Quarterly Report – Issue 53

---

Publication date: 25 April 2025

---

Version number: 1.0

---

This is the Non-Domestic Renewable Heat Incentive (NDRHI) quarterly report, updating key scheme statistics to include the period from 1 January 2025 to 31 March 2025.

© Crown copyright 2025

The text of this document may be reproduced (excluding logos) under and in accordance with the terms of the [Open Government Licence](#).

Without prejudice to the generality of the terms of the Open Government Licence the material that is reproduced must be acknowledged as Crown copyright and the document title of this document must be specified in that acknowledgement.

Any enquiries related to the text of this publication should be sent to Ofgem at:

10 South Colonnade, Canary Wharf, London, E14 4PU.

This publication is available at [www.ofgem.gov.uk](http://www.ofgem.gov.uk). Any enquiries regarding the use and re-use of this information resource should be sent to: [psi@nationalarchives.gsi.gov.uk](mailto:psi@nationalarchives.gsi.gov.uk)

## Introduction

The Non-Domestic Renewable Heat Incentive (NDRHI) quarterly report provides information on accredited installations and installed capacity, payments, and application processing. This is the 53<sup>rd</sup> NDRHI quarterly report since the scheme launched on 28 November 2011, and covers the period from 1 January 2025 to 31 March 2025.

The scheme closed to most new applicants on 31 March 2021, and to all new entrants on 31 March 2023. Ofgem continues to process valid applications received before this deadline.

The publication of this quarterly report was formerly a statutory requirement, which has since been removed<sup>1</sup>. We will however continue producing the quarterly report for the foreseeable future, or until such time that all outstanding applications under the scheme have been processed.

Historical data for the information presented in this report can be found on our website<sup>2</sup>.

## Contacts

For more information [visit the Ofgem website](#)<sup>3</sup>. You will find details about the scheme's closure, the accreditation process, and ongoing obligations.

If you can't find the information you need on our website, our customer service team will be happy to help on **0300 003 2289** or email [rhi.enquiry@ofgem.gov.uk](mailto:rhi.enquiry@ofgem.gov.uk).

## Press enquiries

For press enquiries please contact Ofgem's press office at [press@ofgem.gov.uk](mailto:press@ofgem.gov.uk).

---

<sup>1</sup> [The Domestic Renewable Heat Incentive Scheme and Renewable Heat Incentive Scheme \(Amendment\) Regulations 2021](#): <<https://www.legislation.gov.uk/ukxi/2021/76/regulation/21/made>>

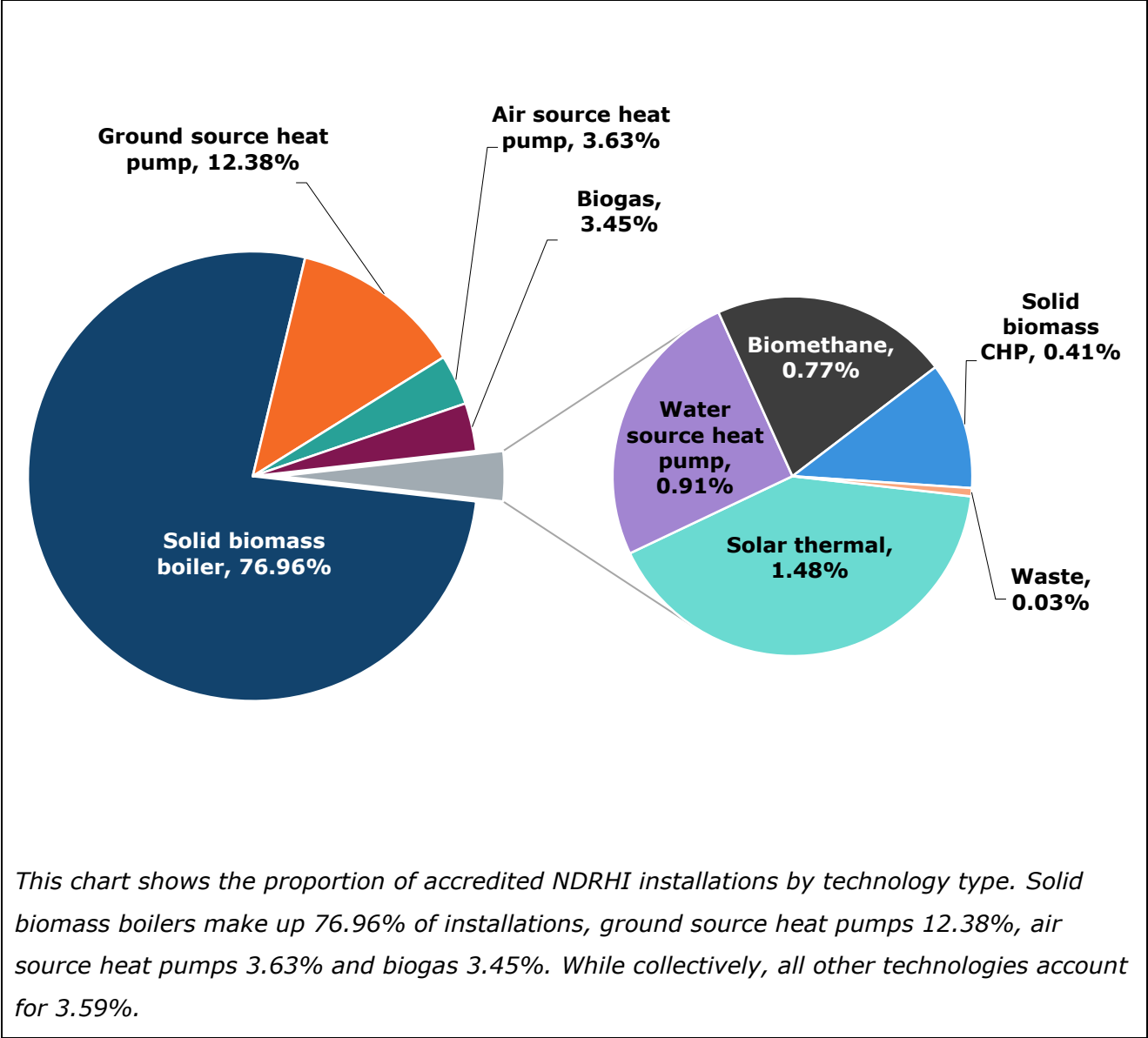
<sup>2</sup> [NDRHI public reports and data](#): <<https://www.ofgem.gov.uk/environmental-programmes/non-domestic-rhi/contacts-guidance-and-resources/public-reports-and-data>>

<sup>3</sup> [Non-Domestic Renewable Heat Incentive \(RHI\) webpage](#): <<https://www.ofgem.gov.uk/environmental-and-social-schemes/non-domestic-renewable-heat-incentive-rhi>>

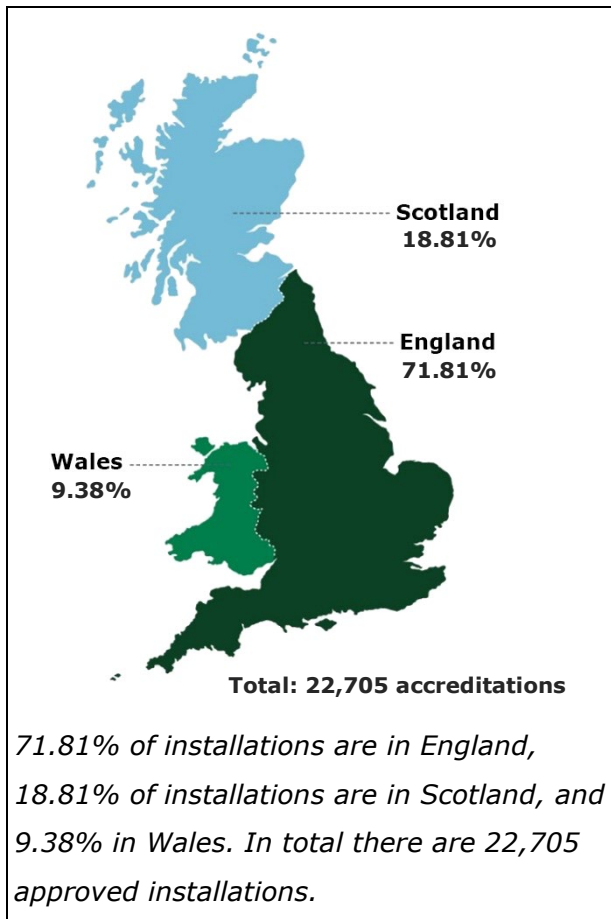
# Accredited installations and payments

This section provides statistics for the number of accredited installations and their cumulative capacity under the scheme, as well as detailing cumulative total payments.

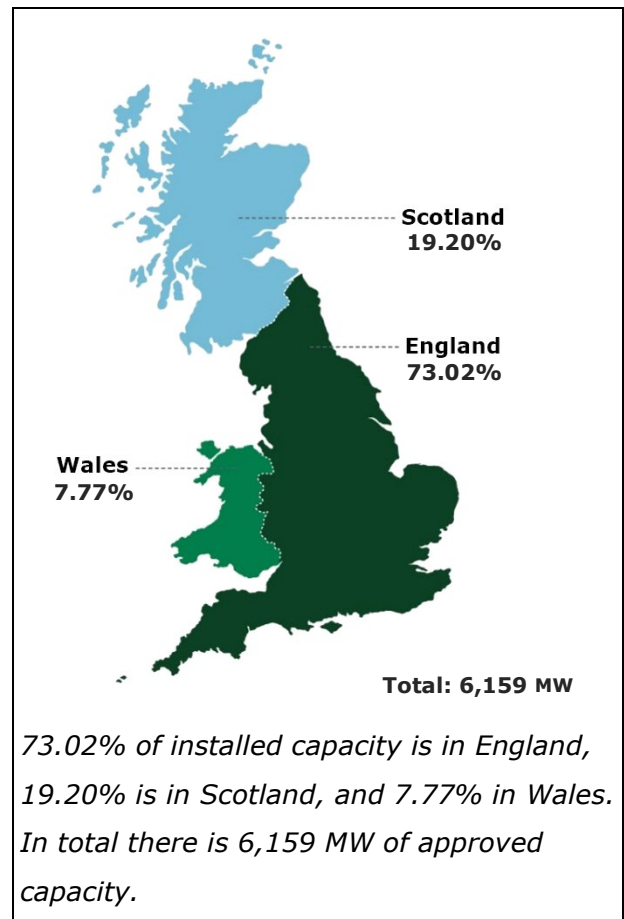
**Figure 1: Proportion of accredited NDRHI installations by technology type to date**

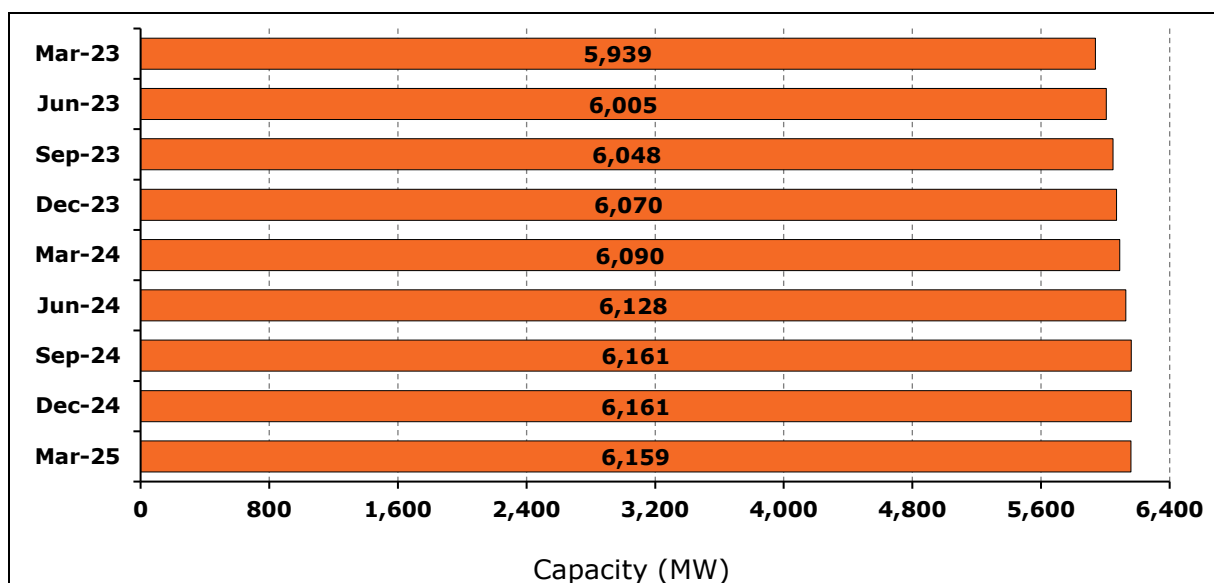


**Figure 2: Accredited installations and registered biomethane producers by country (%)**

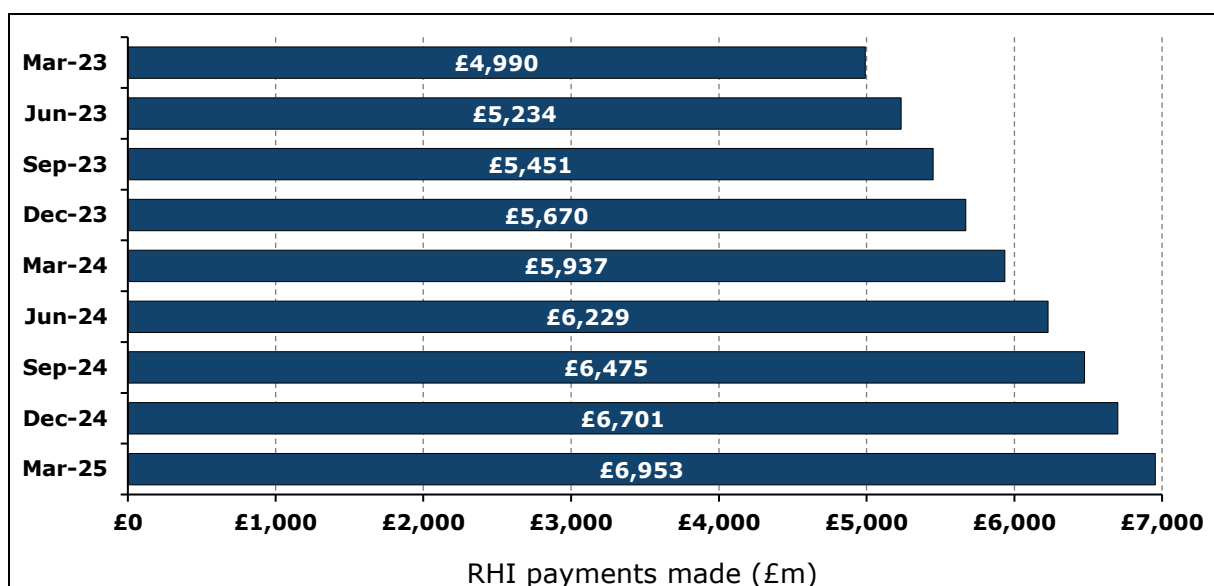


**Figure 3: Non-Domestic RHI total approved capacity by country (%)**



**Figure 4: Non-Domestic RHI total approved capacity – cumulative**

This chart shows the approved cumulative capacity of all active accreditations on the scheme. This includes full accreditations granted from June 2014, and all preliminary and full approvals granted prior to June 2014. At the end of March 2025 approved capacity stood at 6,159 MW. *As the number of accredited installations withdrawing from the scheme has exceeded the number of new accreditations joining the scheme post-closure, the accredited capacity has decreased since the previous quarter.*

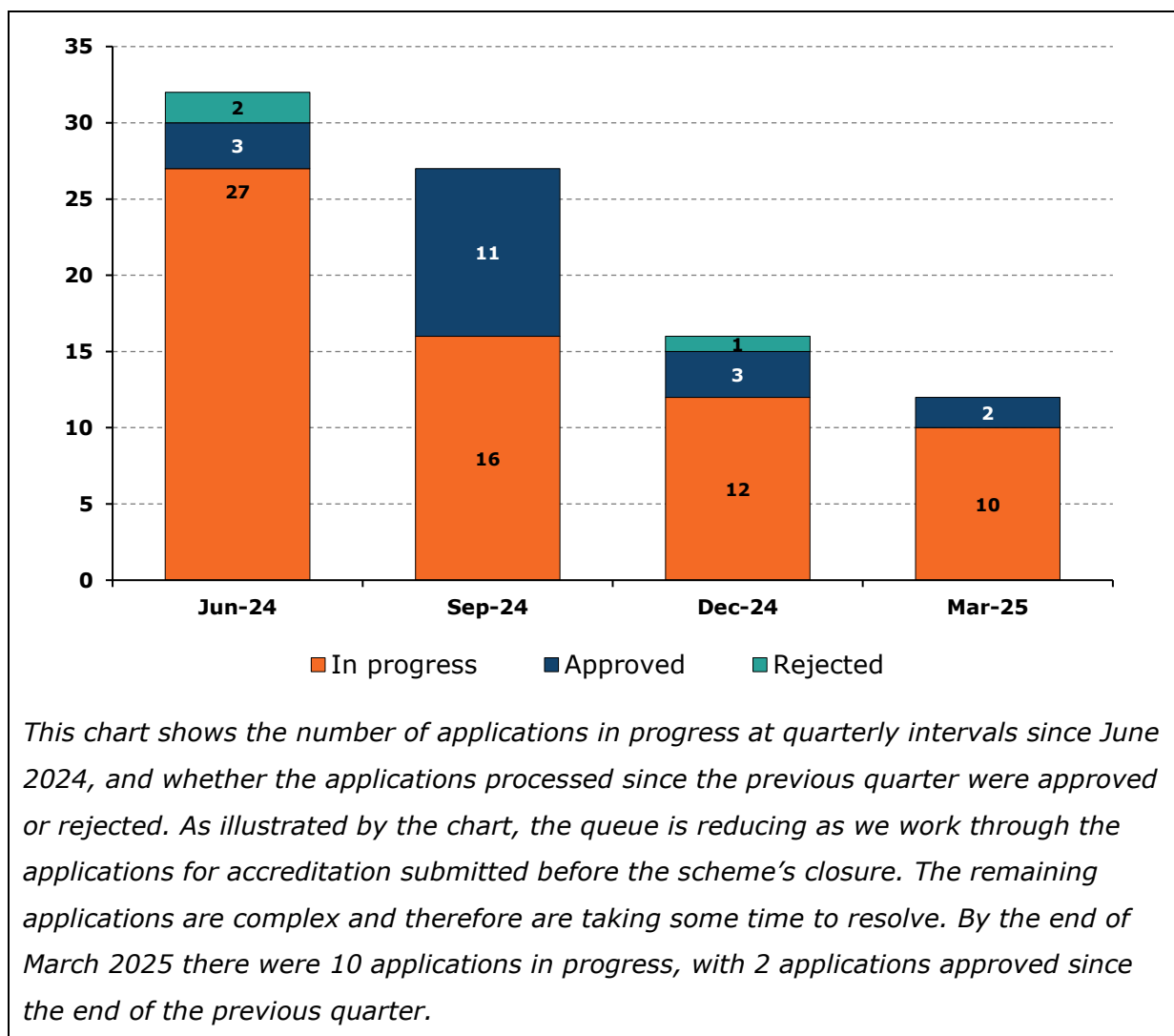
**Figure 5: Non-Domestic RHI payments – cumulative**

*This chart shows the cumulative total of payments made to NDRHI installations, which reached £6.95 billion by the end of December 2024. Non-Domestic RHI payments are made based on quarterly data submitted by participants, with the first payment made in March 2012.*

## Applications

This section provides statistics for the number of applications in the queue awaiting a decision, as well as detailing the lifetime totals of active accreditations and rejected applications.

**Figure 6: Non-Domestic RHI application processing**



**Figure 7: NDRHI active accreditations and rejected applications – lifetime totals**