

Boiler Upgrade Scheme (BUS)

Quarterly Report – Issue 11

Publication date: 28 February 2025

Version number: 1.0

This is the Boiler Upgrade Scheme (BUS) quarterly report, updating key scheme statistics to include the period from 1 November 2024 to 31 January 2025.

© Crown copyright 2025

The text of this document may be reproduced (excluding logos) under and in accordance with the terms of the [Open Government Licence](#).

Without prejudice to the generality of the terms of the Open Government Licence the material that is reproduced must be acknowledged as Crown copyright and the document title of this document must be specified in that acknowledgement.

Any enquiries related to the text of this publication should be sent to Ofgem at:

10 South Colonnade, Canary Wharf, London, E14 4PU.

This publication is available at www.ofgem.gov.uk. Any enquiries regarding the use and re-use of this information resource should be sent to: psi@nationalarchives.gsi.gov.uk

Introduction

The Boiler Upgrade Scheme (BUS) quarterly report provides information on applications, vouchers issued, grants paid, the scheme budget, and the installations supported. We provide this report in compliance with our obligations as set out in the Boiler Upgrade Scheme (England and Wales) Regulations 2022 (as amended).¹ This is the 11th BUS quarterly report since the scheme launched on 23 May 2022 and includes the period from 1 November 2024 until 31 January 2025.

As part of our obligations, we also publish a monthly update on our website² that provides cumulative statistics since the launch of the scheme, and a more detailed annual report³ by 31 July each year. Additionally, as increased usage of the scheme could potentially exceed this year's budget, until the budget resets at the end of March 2025 we are temporarily publishing a fortnightly overview of the budget position⁴ to allow stakeholders to monitor the scheme budget more closely by providing greater detail on how the budget allocation is calculated. The Department for Energy Security and Net Zero also publish monthly statistics on GOV.UK.⁵

Contacts

For more information [visit the Ofgem website](#).⁶ You will find details about how the scheme works, including guidance for property owners and installers.

If you can't find the information you need on our website, our customer service team will be happy to help on **0330 053 2289** or email bus.enquiry@ofgem.gov.uk.

Press enquiries

For press enquiries please contact Ofgem's press office at press@ofgem.gov.uk

¹ Regulation 30(3) – [Boiler Upgrade Scheme \(England and Wales\) Regulations 2022](#): <<https://www.legislation.gov.uk/ukxi/2022/565/contents/made>>

The regulations were amended in May 2024 – [The Boiler Upgrade Scheme \(England and Wales\) \(Amendment\) Regulations 2024](#): <<https://www.legislation.gov.uk/ukxi/2024/524/contents/made>>

² [BUS Monthly Scheme Update](#): <<https://www.ofgem.gov.uk/publications/bus-monthly-scheme-update>>
³ Due to the requirements set in the scheme regulations, the scheme years and quarterly periods do not align. Each scheme year runs from 1 April to 31 March, whereas the quarters are: 1 February to 30 April, 1 May to 31 July, 1 August to 31 October, and 1 November to 31 January.

⁴ [BUS fortnightly budget overview](#) <<https://www.ofgem.gov.uk/publications/boiler-upgrade-scheme-fortnightly-budget-overview>>

⁵ [Monthly DESNZ BUS statistics](#): <<https://www.gov.uk/government/collections/boiler-upgrade-scheme-statistics>>

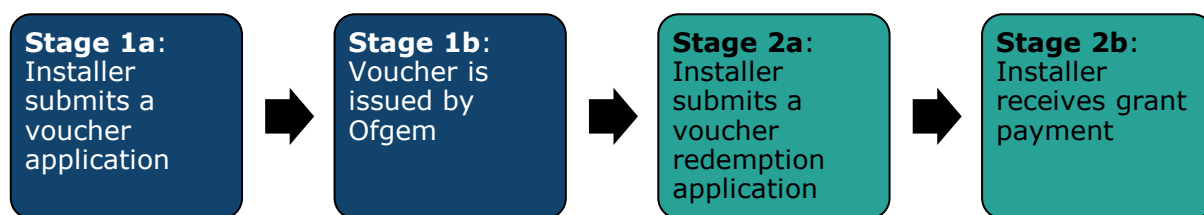
⁶ [Boiler Upgrade Scheme \(BUS\) Ofgem](#) <<https://www.ofgem.gov.uk/environmental-and-social-schemes/boiler-upgrade-scheme-bus>>

BUS voucher summary

This section provides information and statistics on the BUS voucher application and redemption processes. This also includes an overview of the scheme's budget allocation relative to the annual budget.

How does the BUS grant application work?

The BUS grant application is a 2-stage process as illustrated in the flow chart below. Firstly, installers are required to submit a voucher application (stage 1a) where we check if the pre-installation eligibility criteria are met. If the application is successful, we issue the voucher (stage 1b). Following commissioning of an installation the installer can submit a voucher redemption application (stage 2a). Once we have established that the remaining eligibility requirements have been met, the grant payment is made (stage 2b). For further information on the BUS application process please refer to our BUS guidance for installers⁷.



A summary of applications at stage 1 of the process can be found in **Figure 1**, and a summary of applications at stage 2 can be found in **Figure 2**. The overall budget allocation is derived based on the committed spend through vouchers issued at stage 1, in addition to provisional allocations of budget for stage 1 applications still in progress.

⁷ [BUS Guidance for Installers](https://www.ofgem.gov.uk/publications/boiler-upgrade-scheme-guidance-installers) <<https://www.ofgem.gov.uk/publications/boiler-upgrade-scheme-guidance-installers>>

Figure 1: Voucher applications and vouchers issued (stage 1)

Quarterly Period	Voucher applications received ⁸	Vouchers issued ⁹	Value of vouchers issued
May 2022 to Jul 2022	4,367	2,497	£12,535,000
Aug 2022 to Oct 2022	4,552	3,384	£17,022,000
Nov 2022 to Jan 2023	4,062	3,211	£16,143,000
Feb 2023 to Apr 2023	4,020	3,064	£15,417,000
May 2023 to Jul 2023	4,437	2,868	£14,437,000
Aug 2023 to Oct 2023	6,005	2,270	£14,150,500
Nov 2023 to Jan 2024	5,981	5,158	£38,616,000
Feb 2024 to Apr 2024	6,835	4,550	£34,075,000
May 2024 to Jul 2024	8,723	6,242	£46,732,500
Aug 2024 to Oct 2024	9,970	7,310	£54,765,000
Nov 2024 to Jan 2025	9,744	8,319	£62,335,000
Total	68,696	48,873	£326,228,000

⁸ Due to the way voucher applications are processed the numbers shown for previous quarters may have changed from earlier reports.

⁹ Vouchers for air source heat pumps (ASHP) and biomass boilers are valid for three months. These figures do not include vouchers that were issued but have since expired, or those that have been revoked/withdrawn. Therefore, the figures for earlier quarters may have changed from previous reports.

Figure 2: Voucher redemption applications and grants paid (stage 2)

Quarterly Period	Voucher redemption applications received ¹⁰	Grants paid ¹¹	Value of grant payments
May 2022 to Jul 2022	1,189	905	£4,539,000
Aug 2022 to Oct 2022	3,439	3,179	£15,948,000
Nov 2022 to Jan 2023	3,520	3,542	£17,820,000
Feb 2023 to Apr 2023	3,111	3,195	£16,069,000
May 2023 to Jul 2023	2,920	2,893	£14,572,000
Aug 2023 to Oct 2023	2,506	2,329	£11,730,000
Nov 2023 to Jan 2024	4,610	4,398	£32,613,000
Feb 2024 to Apr 2024	4,499	4,616	£34,562,000
May 2024 to Jul 2024	5,572	5,240	£39,222,500
Aug 2024 to Oct 2024	6,849	7,077	£53,012,500
Nov 2024 to Jan 2025	7,001	6,768	£50,705,000
Total	45,216	44,142	£290,793,000

¹⁰ Due to the way voucher redemption applications are processed the numbers shown for previous quarters may have changed from previous reports.

¹¹ These figures include grants that have been paid out but have later been revoked or the payment value recouped during the audit and compliance process.

Annual budget overview¹²

Scheme budget allocation is derived based on the committed spend through vouchers issued at stage 1, in addition to provisional allocations for applications still in progress.

Between scheme launch on 23 May 2022 and the end of Year 1 on 31 March 2023, £50,054,000 was allocated from the original £150 million Year 1 budget.¹³

From the £150 million budget for Year 2 (1 April 2023 to 31 March 2024), £88,504,000 was allocated up until the end of the scheme year.

To ensure sufficient funding would be available for Year 3 (1 April 2024 to 31 March 2025), the Department for Energy Security and Net Zero announced in November 2024 that an additional £30 million would be made available¹⁴, and as of 30 January 2025, announced a further £25 million¹⁵ – increasing the total BUS Year 3 budget to £205 million.

Furthermore, the Secretary of State for Energy Security and Net Zero has also given permission for Ofgem to over-allocate vouchers to a total of £280 million, to provide certainty that vouchers will continue to be available.

As of 31 January 2025, £246,782,500 has been allocated from the total funds available in BUS Year 3, leaving £33,217,500 still available.¹⁶

¹² Scheme years run from 1 April – 31 March and are not aligned with reporting quarters (1 February to 30 April, 1 May to 31 July, 1 August to 31 October, and 1 November to 31 January).

¹³ N.B. Unspent budget is not carried over to the next scheme year.

¹⁴ [Help to save households money and deliver cleaner heat to homes - GOV.UK](https://www.gov.uk/government/news/help-to-save-households-money-and-deliver-cleaner-heat-to-homes):

<<https://www.gov.uk/government/news/help-to-save-households-money-and-deliver-cleaner-heat-to-homes>>

¹⁵ [Approval to increase the budget and over-allocate vouchers for the Boiler Upgrade Scheme - GOV.UK](https://www.gov.uk/government/publications/boiler-upgrade-scheme-budget-increase-and-approval-to-over-allocate-vouchers-january-2025/approval-to-increase-the-budget-and-over-allocate-vouchers-for-the-boiler-upgrade-scheme)

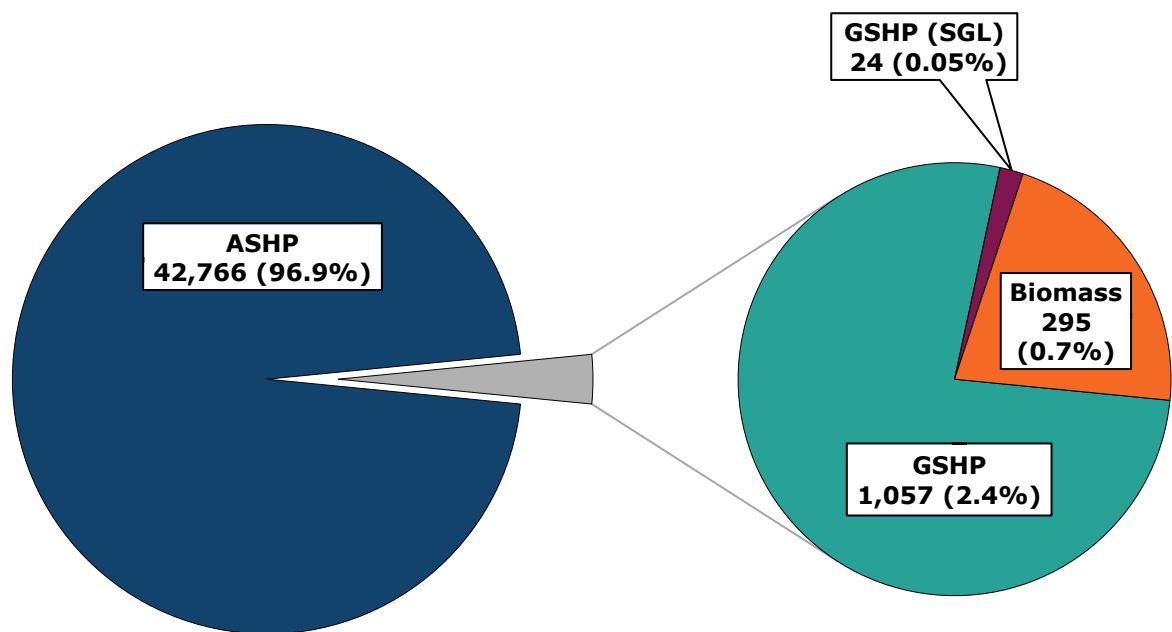
<<https://www.gov.uk/government/publications/boiler-upgrade-scheme-budget-increase-and-approval-to-over-allocate-vouchers-january-2025/approval-to-increase-the-budget-and-over-allocate-vouchers-for-the-boiler-upgrade-scheme>>

¹⁶ This includes the £75 million over-allocation amount.

Grants paid

This section provides information on installations for which grants have been paid (at the completion of stage 2) throughout the scheme’s lifetime. This includes a breakdown of grants paid by technology type, by region, and in terms of what heating system was replaced.

Figure 3: Grants paid by technology type



This chart shows that of the 44,142 grants paid to date, 42,766 or 96.9 % were for air source heat pumps (ASHP). There were 1,057 (2.4%) grants paid for ground source heat pumps (GSHP), 295 (0.7%) for biomass boilers, and 24 (0.05%) for shared ground loop (SGL) GSHPs.

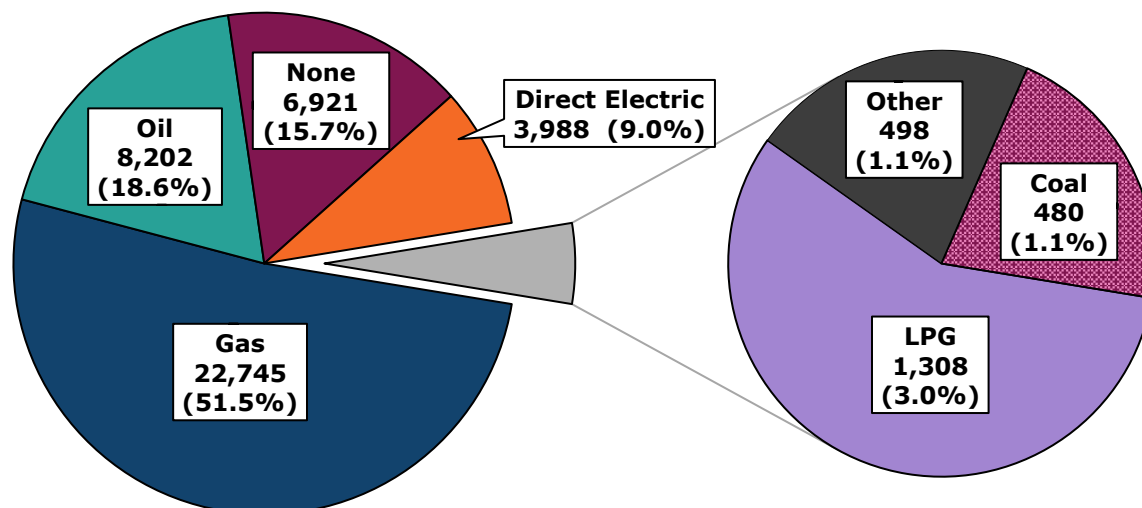
Figure 4: Grants paid by technology type

Quarterly Period	ASHP	GSHP	Biomass	GSHP-SGL
May 2022 to Jul 2022	882	12	9	2
Aug 2022 to Oct 2022	3,091	53	35	0
Nov 2022 to Jan 2023	3,382	106	50	4
Feb 2023 to Apr 2023	3,068	91	33	3
May 2023 to Jul 2023	2,761	105	25	2
Aug 2023 to Oct 2023	2,224	85	20	0
Nov 2023 to Jan 2024	4,228	138	26	6
Feb 2024 to Apr 2024	4,485	109	20	2
May 2024 to Jul 2024	5,076	132	31	1
Aug 2024 to Oct 2024	6,926	125	25	1
Nov 2024 to Jan 2025	6,643	101	21	3
Total	42,766	1,057	295	24

Figure 5: Regional distribution of grants paid by technology type

Region	ASHP	GSHP	Biomass	GSHP-SGL	Total	Total %
South East	8,586	206	6	2	8,800	19.9%
South West	7,642	289	72	13	8,016	18.2%
East of England	5,842	97	9	0	5,948	13.5%
East Midlands	4,351	69	7	3	4,430	10.0%
Yorkshire and The Humber	4,119	108	5	0	4,232	9.6%
North West	3,418	79	30	0	3,527	8.0%
West Midlands	3,261	83	17	5	3,366	7.6%
Wales	2,019	80	118	1	2,218	5.0%
London	2,340	25	0	0	2,365	5.4%
North East	1,188	21	31	0	1,240	2.8%

Figure 6: Original heating system



This chart shows the number and types of heating systems that have been replaced by new installations. The most common were gas systems which made up 51.5% of the total. Oil was the second most common at 18.6%. Overall, replaced fossil fuelled systems account for 74.2% of grants paid. An additional 6,976 of the grants paid were for heating systems in eligible self-build¹⁷ properties, accounting for 15.8% of total installations.

¹⁷ New build properties are not eligible for the scheme except for certain 'self-builds'. An eligible self-build must have been built mainly using the labour or resources of the first owner, and the new building must never have been owned by a business or organisation.

Most self-builds are classed as not replacing an existing heating system ('None' category), as the grants are usually paid towards installations in newly constructed buildings or conversions of buildings without previous heating. However, a small proportion of self-builds were conversions where a non-domestic heating system was replaced. Therefore, the number of grants paid where no heating system has been replaced is lower than the number of eligible self-builds.

Figure 6: Original heating systems replaced

Quarterly Period	Gas	Oil	None	Direct Electric	LPG	Other	Coal
May 2022 to Jul 2022	482	238	68	54	42	9	12
Aug 2022 to Oct 2022	1,509	814	417	252	115	34	38
Nov 2022 to Jan 2023	1,588	788	634	322	129	41	40
Feb 2023 to Apr 2023	1,422	609	667	314	96	42	45
May 2023 to Jul 2023	1,349	529	597	255	93	45	25
Aug 2023 to Oct 2023	1,045	437	501	229	58	31	28
Nov 2023 to Jan 2024	2,195	770	749	471	106	55	52
Feb 2024 to Apr 2024	2,263	841	805	478	145	42	42
May 2024 to Jul 2024	2,857	942	749	442	132	54	64
Aug 2024 to Oct 2024	4,075	1,173	884	605	193	75	72
Nov 2024 to Jan 2025	3,960	1,061	850	566	199	70	62
Total	22,745	8,202	6,921	3,988	1,308	498	480