

Non-Domestic Renewable Heat Incentive (NDRHI)

www.ofgem.gov.uk/ndrhi

28 April 2023

Quarterly Report

This is the Non-Domestic Renewable Heat Incentive (NDRHI) quarterly report, updating key scheme statistics and data to include the period from January 2023 to March 2023.

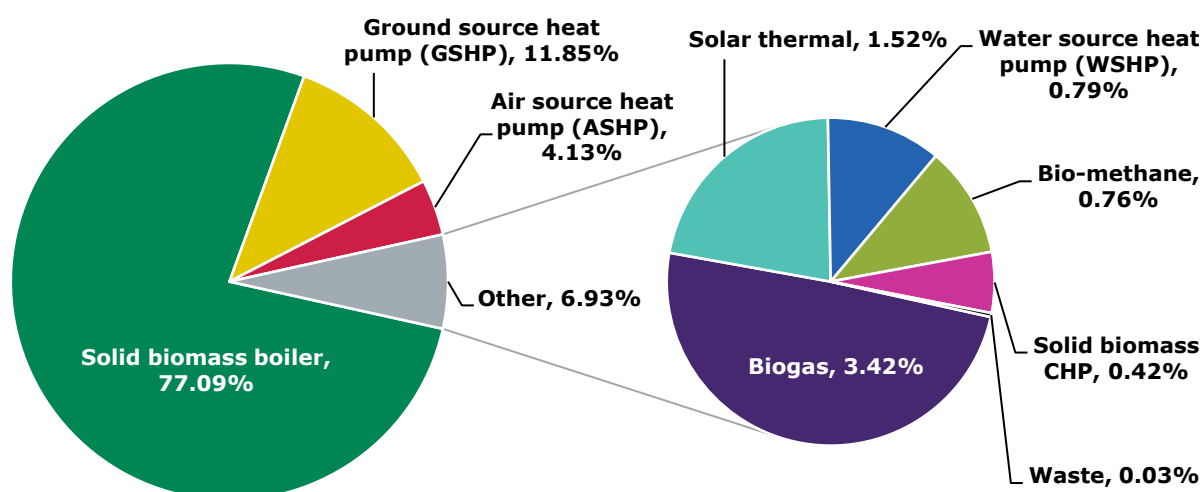
The NDRHI scheme closed to all new entrants on 31 March 2023. Ofgem continues to process valid applications received before this deadline.

Historical data for the information presented in this report can be found on our website¹.

Figure 1: Proportion of accredited NDRHI installations by technology type to date*

This chart shows the proportion of accredited NDRHI installations by technology type. Solid biomass boilers make up 77.09% of installations, ground source heat pumps 11.85%, air source heat pumps 4.13%, while collectively, all other technologies account for 6.93%.

*Figures may not add up to 100.00% due to rounding.



¹ [NDRHI public reports and data](https://www.ofgem.gov.uk/environmental-programmes/non-domestic-rhi/contacts-guidance-and-resources/public-reports-and-data): <<https://www.ofgem.gov.uk/environmental-programmes/non-domestic-rhi/contacts-guidance-and-resources/public-reports-and-data>>

Figure 2: Accredited installations and registered biomethane producers by country (%)

72.14% of installations are in England, 18.73% of installations are in Scotland, and 9.13% in Wales.

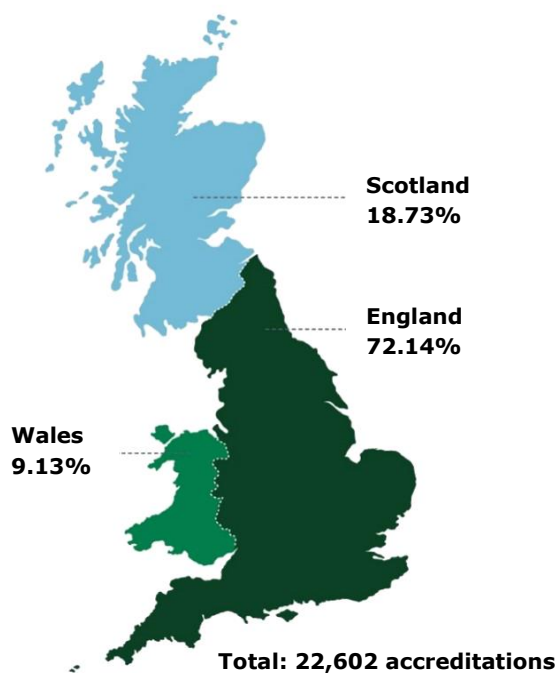


Figure 3: Non-Domestic RHI total approved capacity by country (%)

72.86% of installed capacity is in England, 19.42% is in Scotland, and 7.72% in Wales.

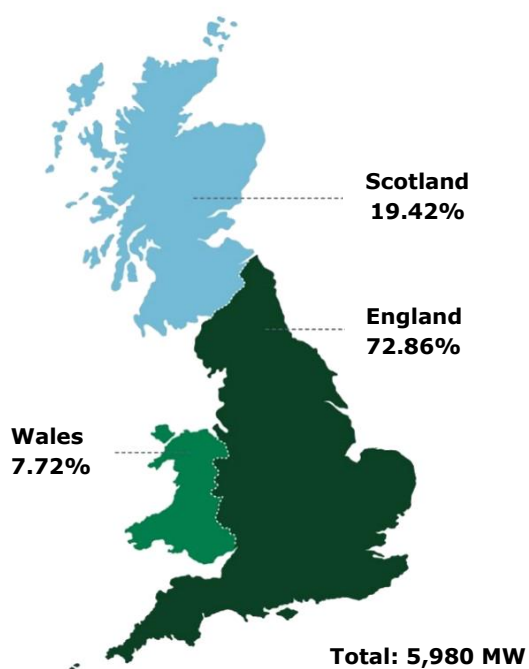
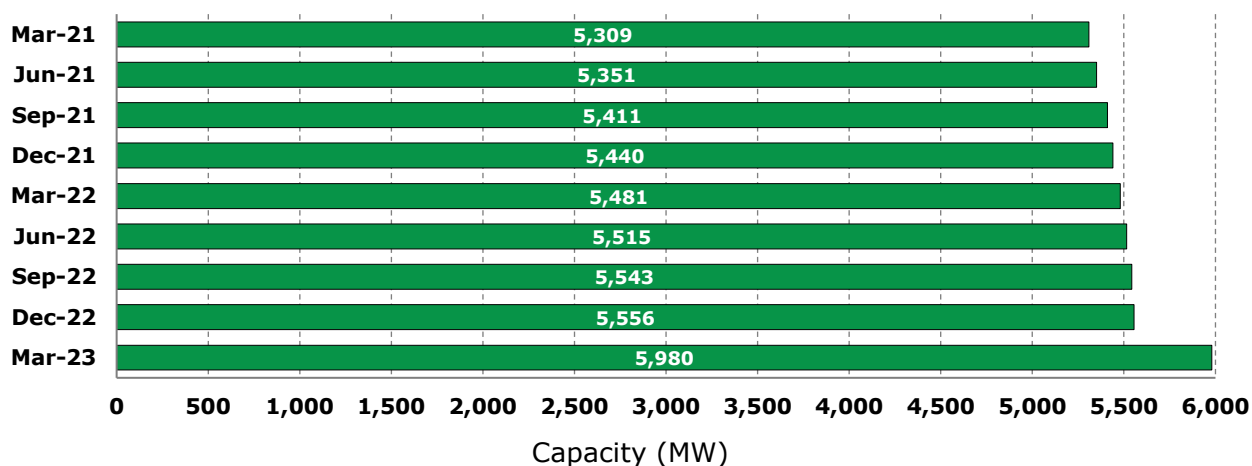
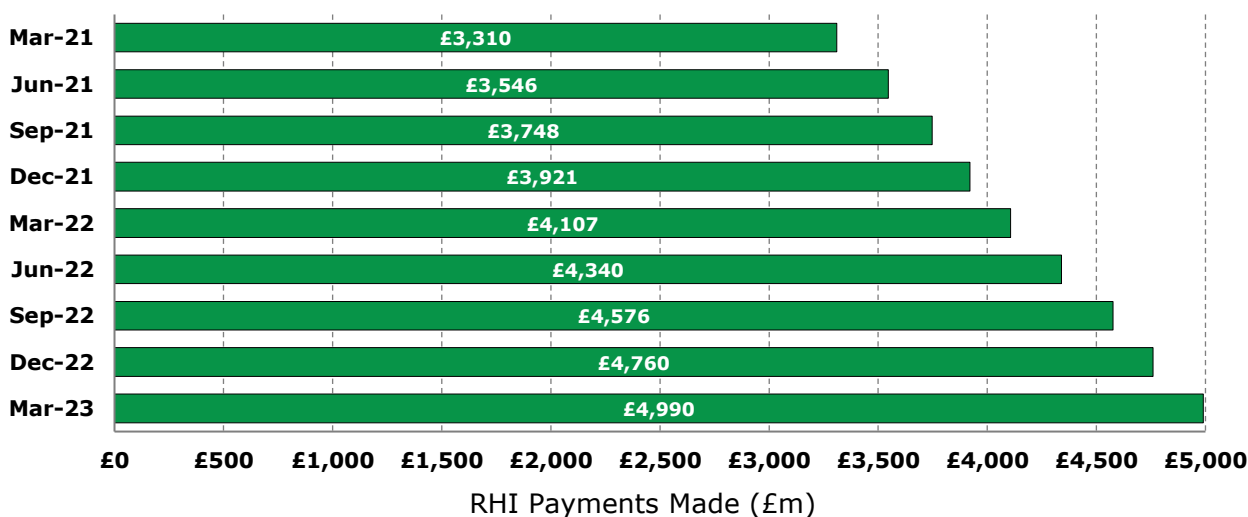


Figure 4: Non-Domestic RHI total approved capacity – cumulative

This chart shows the approved cumulative capacity of all active accreditations on the scheme. This includes full accreditations granted from June 2014, and all preliminary and full approvals granted prior to June 2014. Capacity reached 5,980 MW by the end of March 2023².

**Figure 5: Non-Domestic RHI payments – cumulative**

This chart shows the cumulative total of payments made to NDRHI installations, which reached £4.99 billion by the end of March 2023. Non-Domestic RHI payments are made based on quarterly heat data submitted by participants, with the first payments made in March 2012.



² An error in the way some accredited Tariff Guarantee applications were previously being counted has resulted in a historical undercount in the accredited capacity. As only the March 2023 figure has been corrected, the increase in accredited capacity under the scheme for this quarter can largely be attributed to this correction, namely the inclusion of previously missing accredited full Tariff Guarantee applications.

Figure 6: Non-Domestic RHI applications in progress

This chart shows the number of applications in progress, and whether the application is with the applicant or with Ofgem. By the end of March 2023 there were 80 applications with applicants and 265 with Ofgem. The increase in applications can largely be attributed to a spike in applications received before scheme closure to all new entrants in March 2023.

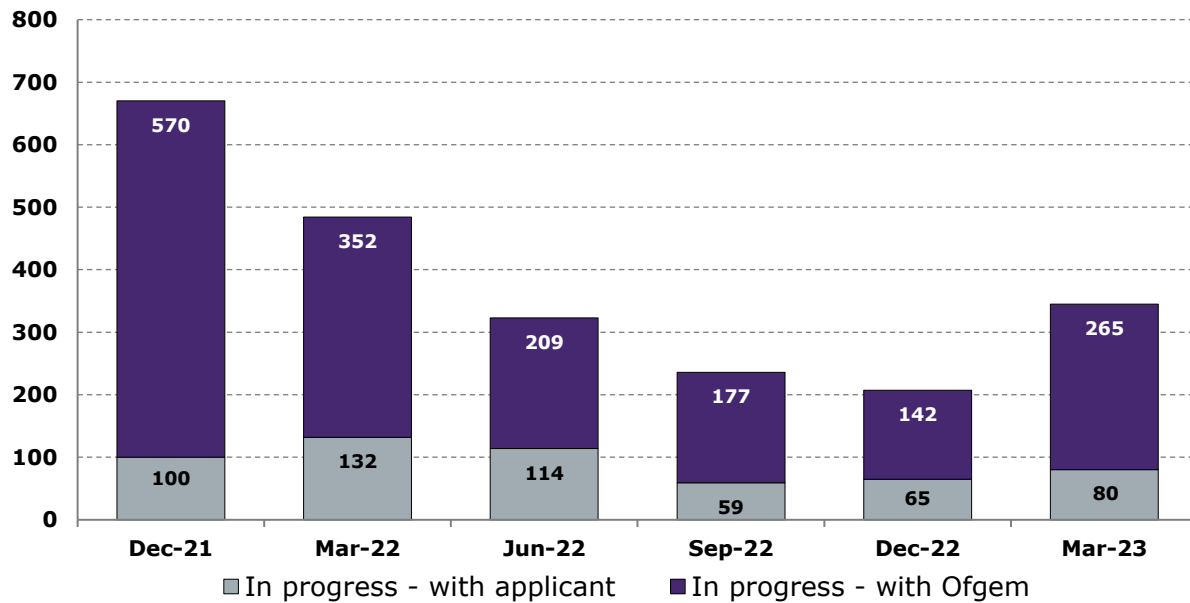
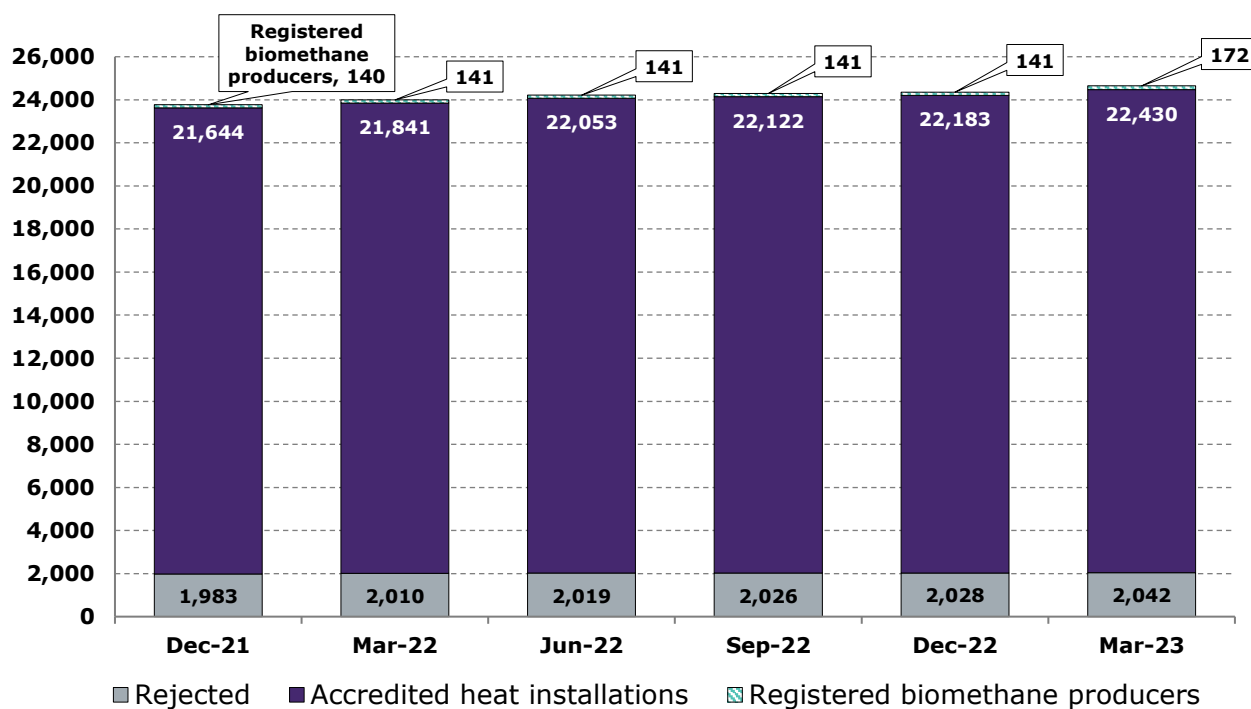


Figure 7: Non-Domestic RHI application decisions (cumulative)

This chart shows the cumulative decisions made on applications to the Non-Domestic RHI scheme at quarterly intervals since December 2021. By the end of March 2023 there were 22,430 accredited heat installations, 172 registered biomethane producers and 2,042 rejected applications.³



Further information

For more information [visit the Ofgem website](#)⁴. You will find information about the accreditation process and details about ongoing obligations.

If you can't find the information you need on our website, our customer service team will be happy to help on **0300 003 2289** or email rhi.enquiry@ofgem.gov.uk.

Press enquiries

For press enquiries please contact Ofgem's press office at press@ofgem.gov.uk.

³ There was an error in the way some accredited Tariff Guarantee applications were previously being counted. As only the March 2023 figures have been corrected, the increase in figures for this quarter can largely be attributed to this correction, namely the inclusion of accredited full Tariff Guarantee applications.

⁴ [Non-Domestic Renewable Heat Incentive \(RHI\) webpage](https://www.ofgem.gov.uk/environmental-and-social-schemes/non-domestic-renewable-heat-incentive-rhi): <<https://www.ofgem.gov.uk/environmental-and-social-schemes/non-domestic-renewable-heat-incentive-rhi>>